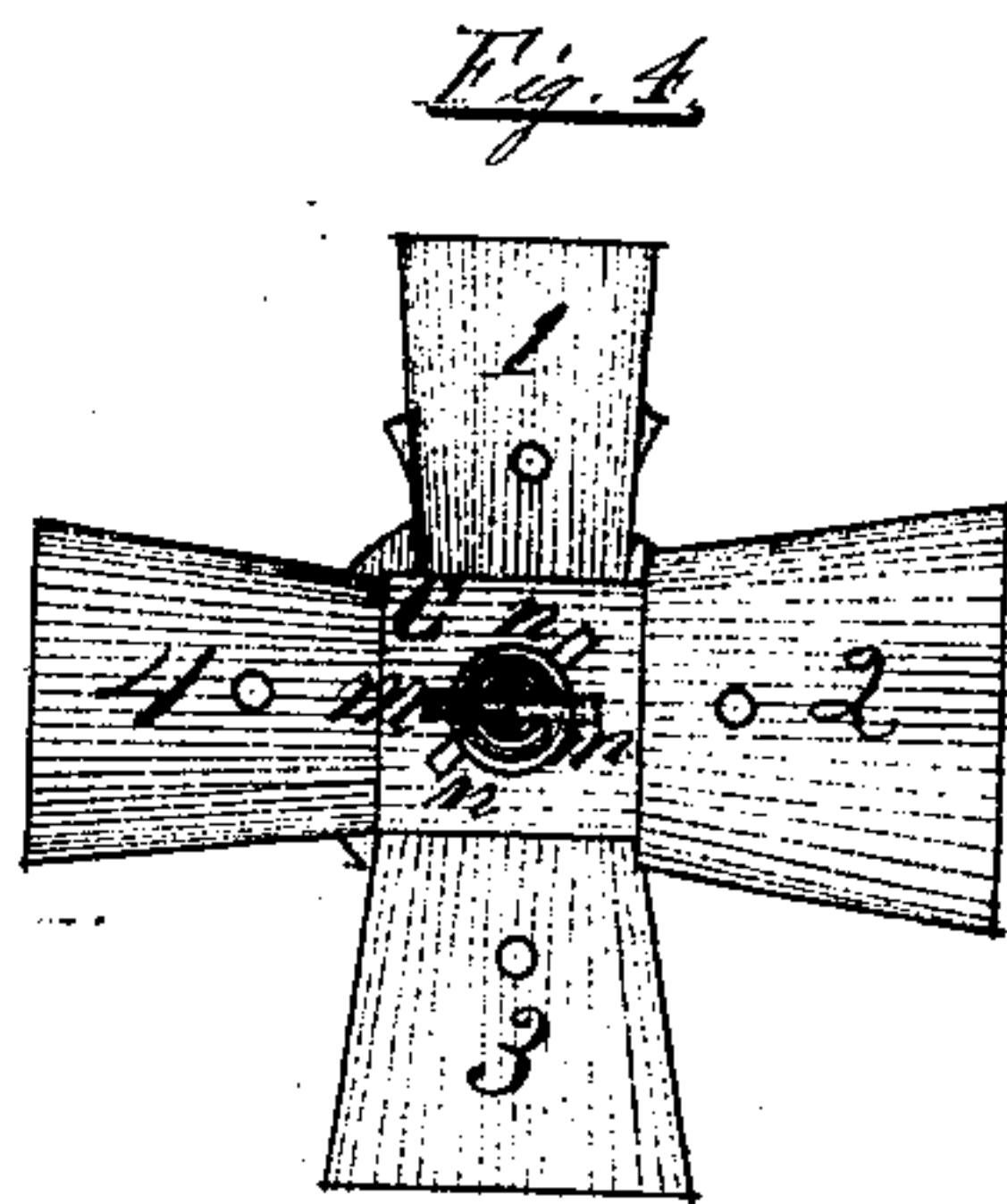
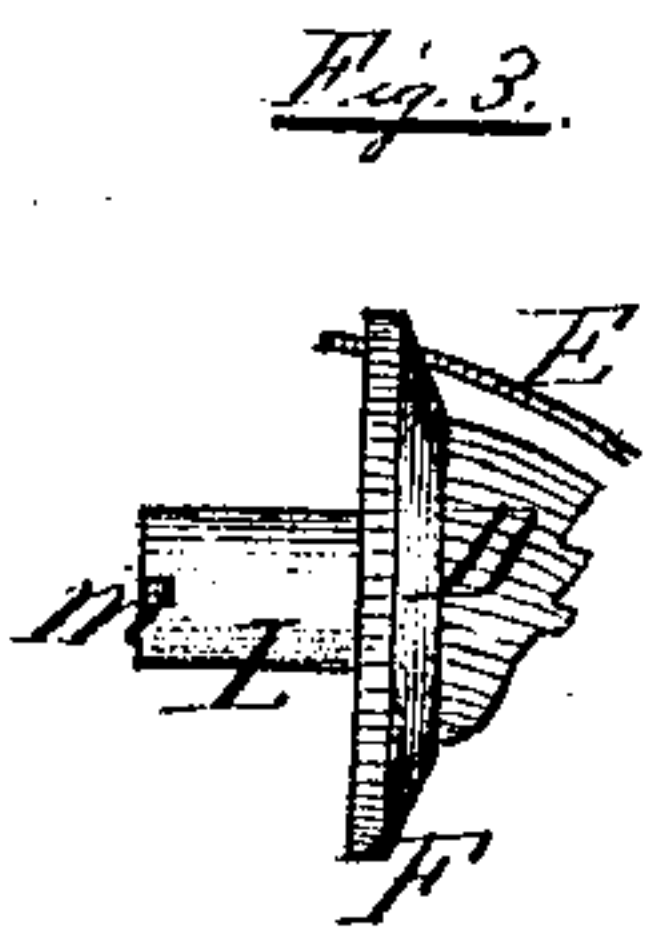
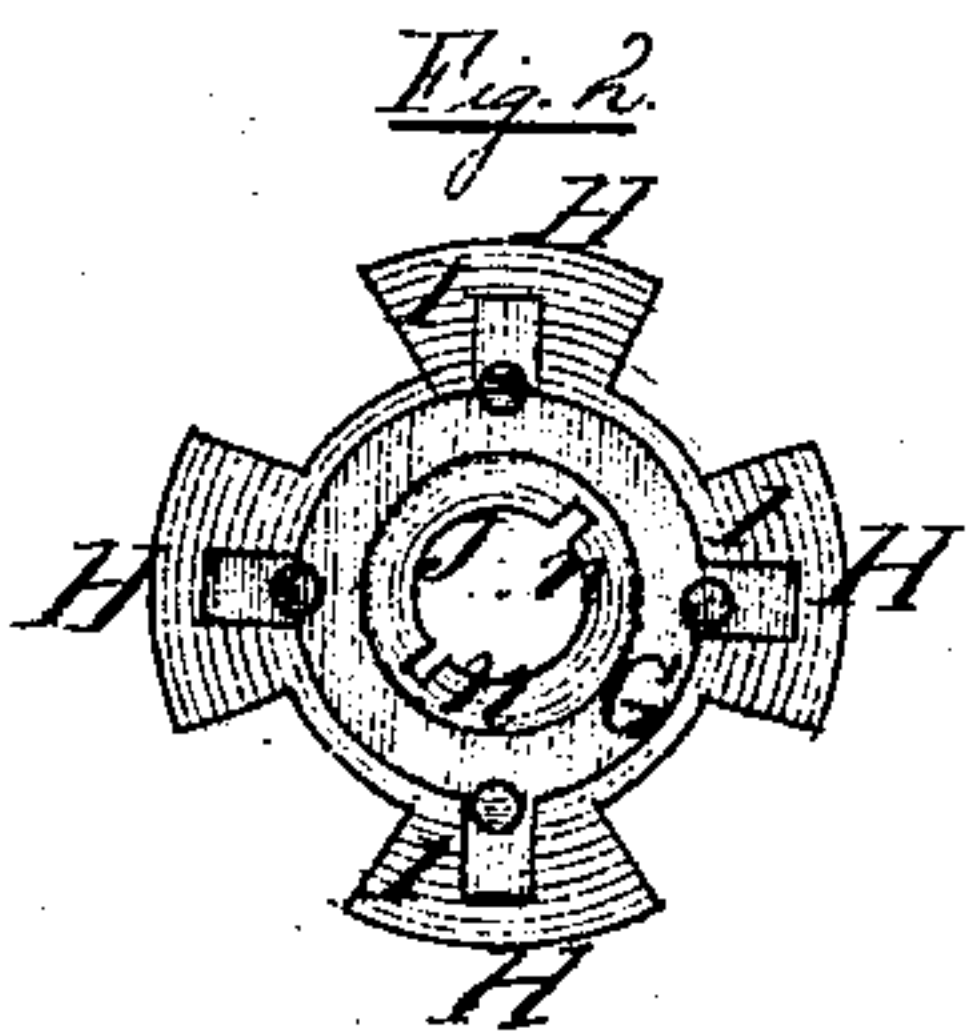
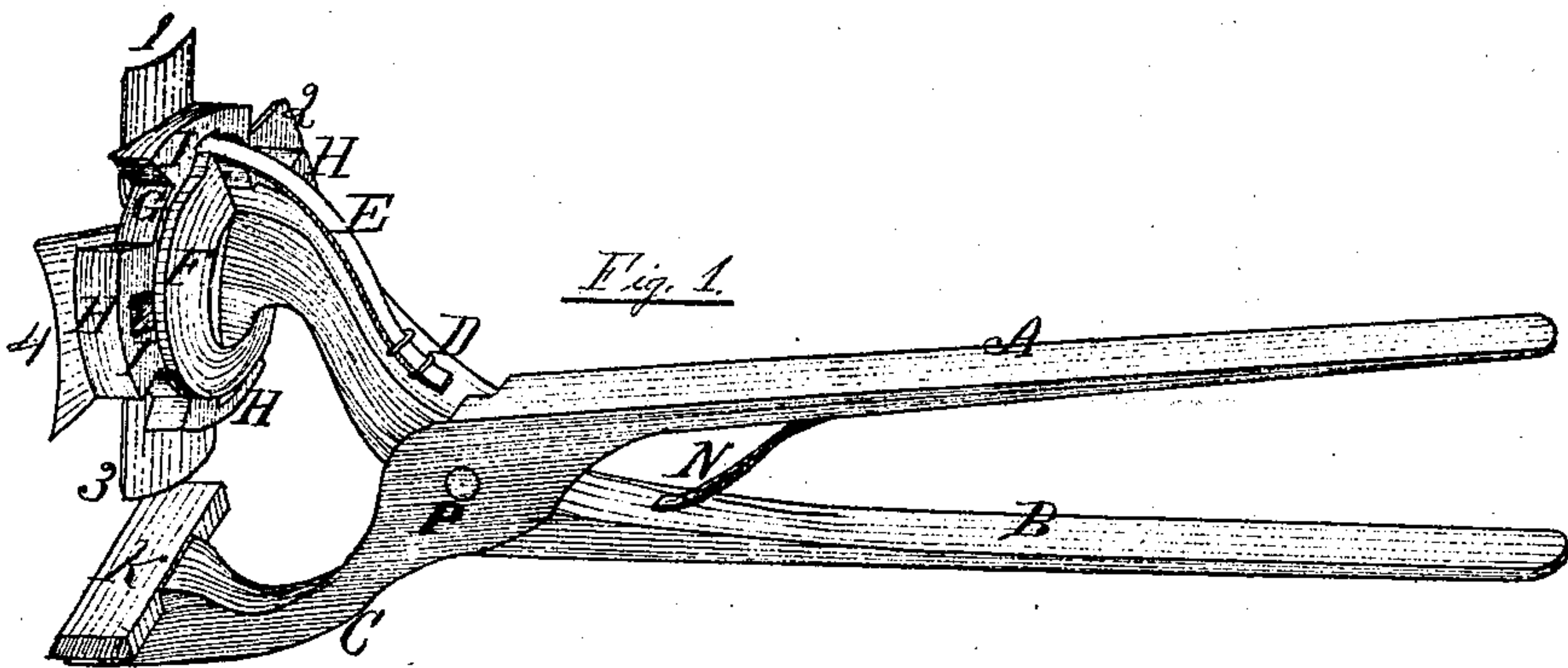


Campbell & Bruce,

Hog Snouter.

No. 110,629.

Patented Jan. 3. 1871.



Witnesses.

M. H. Goodfellow
Samuel Lock

Inventors.

John C. Campbell,
Warren S. Bruce,
By their Attorney,
G. H. Chapin.

United States Patent Office.

JOHN C. CAMPBELL AND WARREN S. BRUCE, OF GOOD HOPE, ILLINOIS.

Letters Patent No. 110,629, dated January 3, 1871; antedated December 30, 1870.

IMPROVEMENT IN HOG-SNOUTERS.

The Schedule referred to in these Letters Patent and making part of the same.

To all whom it may concern:

Be it known that we, JOHN C. CAMPBELL and WARREN S. BRUCE, of Good Hope, in the county of McDonough and State of Illinois, have invented an Improved Hog-Snouter; and we do hereby declare that the following is a full and clear description thereof, which will enable those skilled in the art to make and use the same, reference being had to the accompanying drawing and letters marked thereon making a part of this specification, in which—

Figure 1 is a perspective representation of our improved hog-snouter.

Figure 2, an elevation of the under side of the rotating knife-head.

Figure 3, a broken elevation of the journal on which the head rotates.

Figure 4, a face elevation of the knives, showing how the head is held to the journal.

The object of the present invention is to provide a single instrument by means of which the snouts of large and small hogs may be properly cut through, so as to prevent them from rooting up the soil; and

Its nature consists in providing one jaw of the instrument with a rotating head, which supports knives of different sizes and curves, any one of which may be so set as to strike against a bed-plate attached to the other jaw, said head being held in place, when properly set, by a spring catching into notches made in the back of the head, as the whole is hereinafter fully described.

A B represent levers, which are pivoted together at P, and provided with jaws, D C, somewhat similar to ordinary punches.

The jaw D is provided with a flange, F, and a journal, L, figs. 1 and 3, which is arranged to support a rotating head, G, said journal having lugs, *m*, figs. 3 4, which pass through notches, *n*, in the head, holds

the latter in place to rotate or turn around, so as to bring any one of the knives 1 2 3 4 squarely onto a bed-plate, K, for cutting through the snout of a hog.

The head G has projecting out from it radial arms, H, to which a series of different-sized knives, 1 2 3 4, are fastened by rivets and bolts as shown at figs. 1, 2, and 4.

The knives are made of steel, and curved to suit the snout to be cut, as shown at fig. 1.

The means for holding the head G in place when the proper knife has been brought opposite to the bed-plate K, consists of a spring, E, fig. 1, which is fastened to the jaw D and arranged so that it will lock into any one of the notches I made in the back sides of the arms H, as shows at figs. 1 and 2, said spring having, when locking the head, a bearing in a notch, I, in the flange F.

To relieve the head G from the spring E, the latter should be raised or pulled outward. The head can then be rotated, and as soon as the spring moves back it will enter a notch, I, and again lock the head, as shown at fig. 1.

The device as above described will be found to answer all purposes for which it is designed, and to prevent the necessity of having several instruments for cutting different-sized snouts.

Having thus described our invention,

What we claim, and desire to secure by Letters Patent of the United States, is—

The rotating head G, when armed with the cutters 1 2 3 4, and held in a fixed position by spring E, as set forth.

JOHN C. CAMPBELL.
WARREN S. BRUCE.

Witnesses:

J. A. BROWN,
W. ALBERT REED.