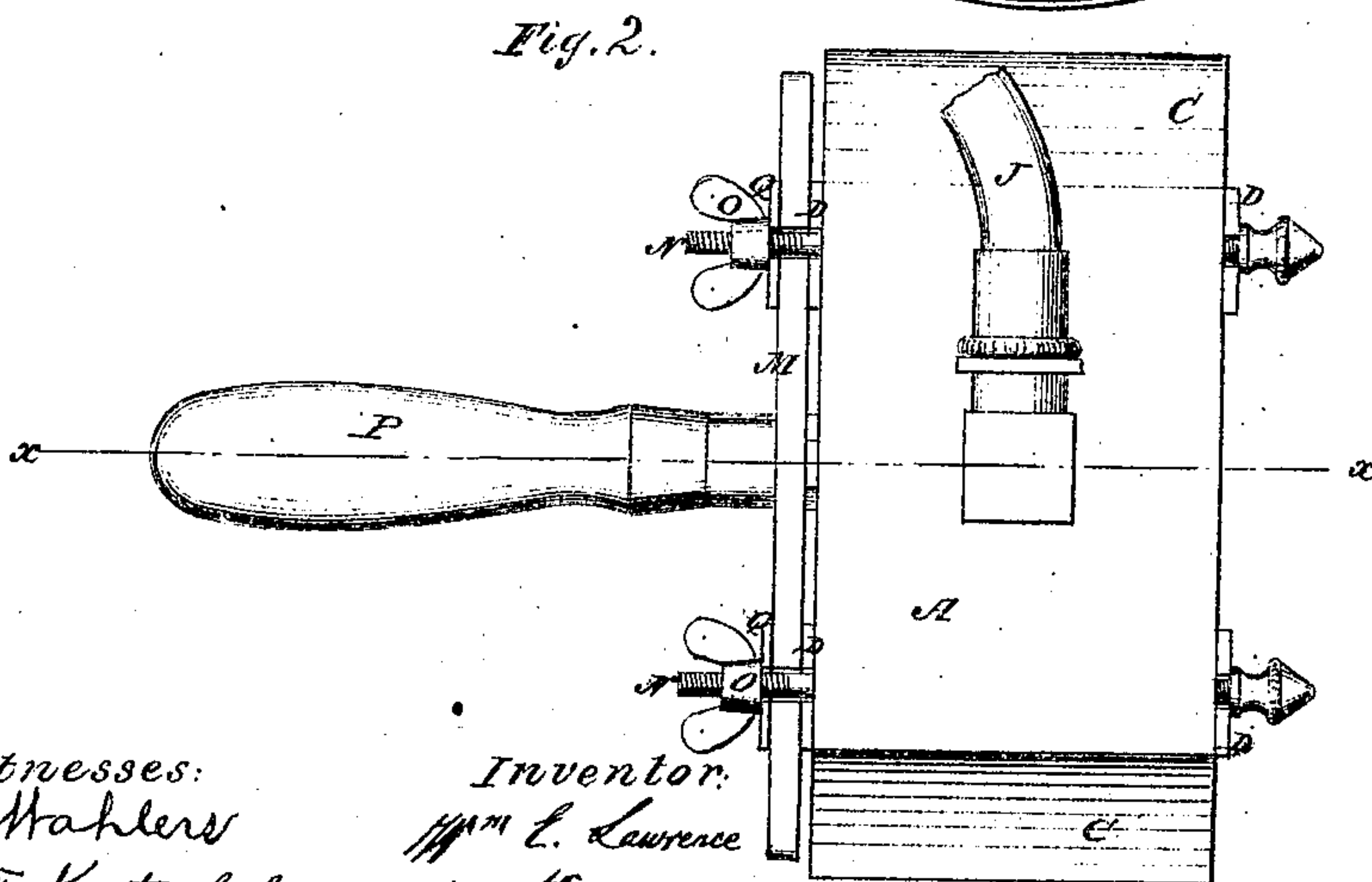
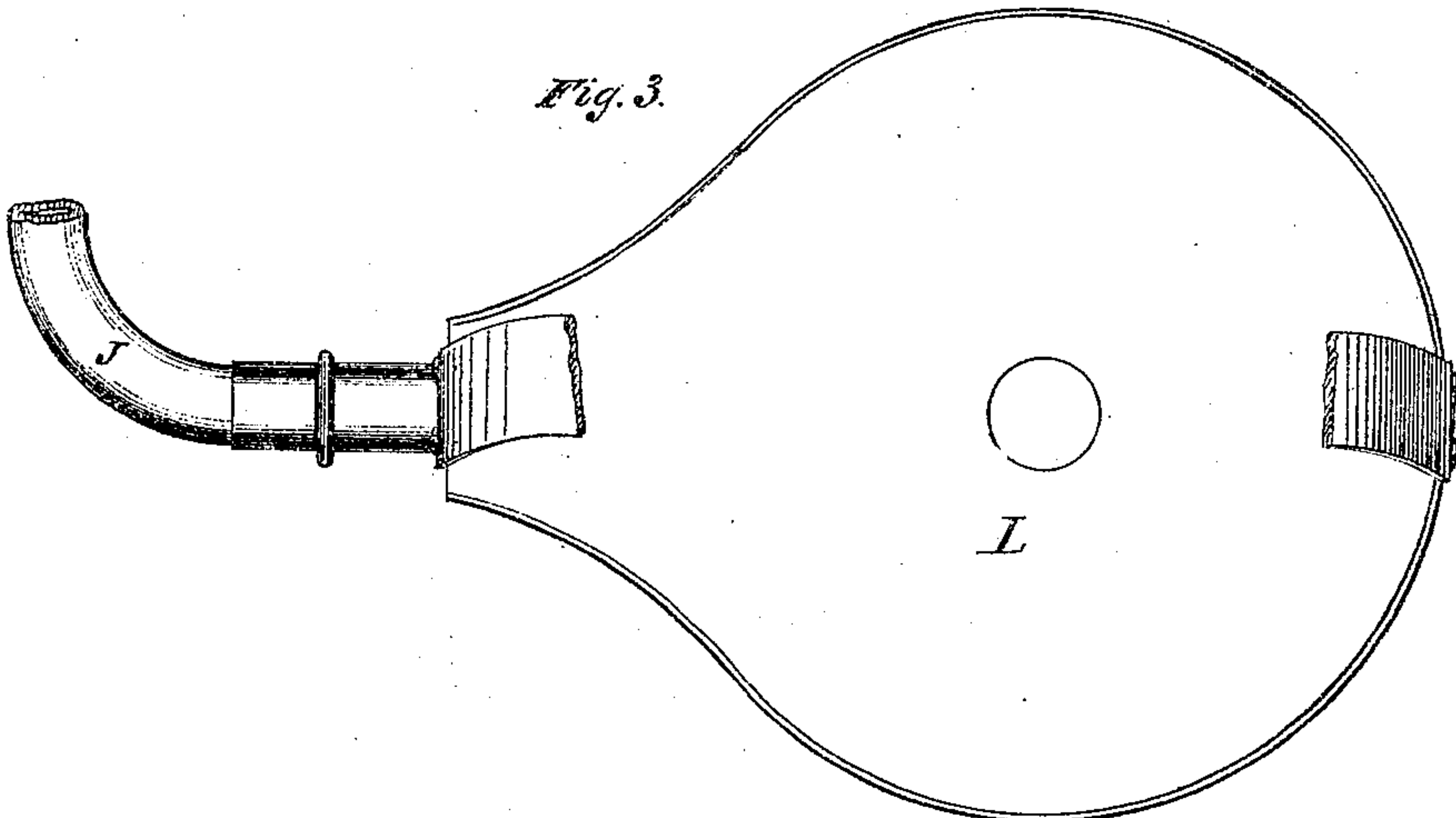
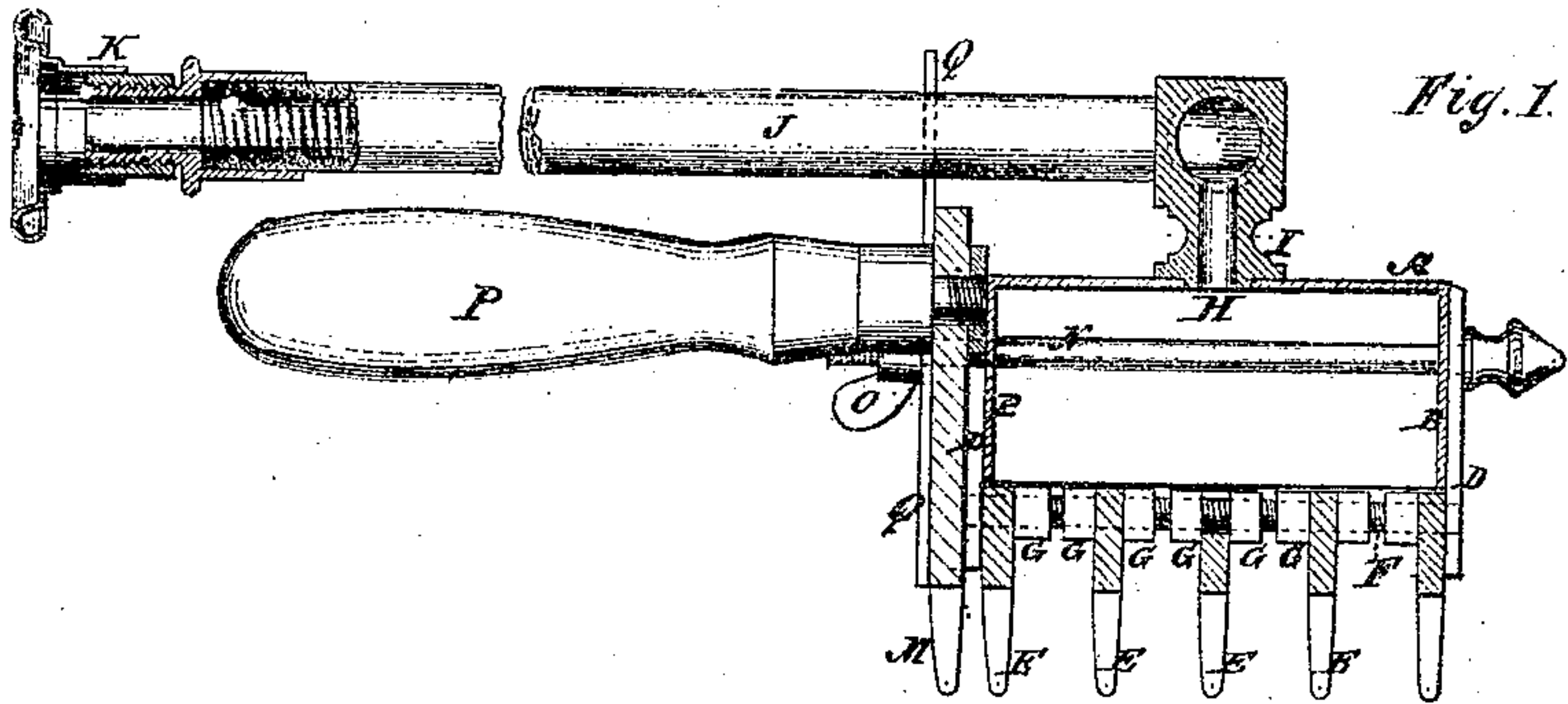


W. E. Lawrence,  
Curry Comb.

No. 110,576.

*Patented Dec. 27. 1870.*



Witnesses:  
b. Mahlers  
E. F. Kastenhuber

*Inventor:*

*Wm L. Lawrence*

Van Santvoord & Hauff,  
attys

# United States Patent Office.

WILLIAM E. LAWRENCE, OF NEW YORK, N. Y.

Letters Patent No. 110,576, dated December 27, 1870.

## IMPROVEMENT IN CURRY-COMBS.

The Schedule referred to in these Letters Patent and making part of the same.

*To all whom it may concern :*

Be it known that I, WILLIAM E. LAWRENCE, of the city, county, and State of New York, have invented a new and useful Improvement in Curry-Combs, and I do hereby declare the following to be a full, clear, and exact description thereof, which will enable those skilled in the art to make and use the same, reference being had to the accompanying drawing forming part of this specification, in which drawing—

Figure 1 represents a transverse section of this invention, the line *xx*, Figure 2, indicating the plane of section.

Figure 2 is a plan or top view of the same, partly in section.

Figure 3 is a detached inverted plan of a blowing apparatus or bellows, which I use in connection with my curry-comb.

Similar letters indicate corresponding parts.

This invention relates to a curry-comb which is composed of a series of detached combs of different fineness, said combs being secured to the back in such a manner that they can be moved in or out, so that the points of the teeth shall project more or less, as may be required.

The back of my comb forms a dust receptacle, and it is provided with an opening to which is fitted an air-tube, by means of which a blast or current of air is conducted into the hollow back of the implement behind the series of combs, so as to blow away the dirt and dust that is loosened and detached from the skin of a horse or other animal by the operation of combing.

The blast or current of air is produced by the hostler applying his mouth to a mouth-piece at the free end of the air-tube, which I prefer to make flexible, or the blast or current may be produced by means of a bellows held under one arm, and operated therewith after the manner of the bellows or pump of a bag-pipe, while he plies the curry-comb with the hand of the other arm.

The letter A designates the hollow back or frame of my improved curry-comb, which I make of any convenient form or size.

In this example I have made its sides B B straight, and its ends C C inclined, and I strengthen its sides by means of bracing-plates D D, which extend past the edges of the straight sides, and aid in supporting the outer combs.

The letter E designates a series of combs, which I arrange in or upon the frame A, across its open bot-

tom, by means of screw-rods F F, (one of which is seen in fig. 1,) firmly fixed across the frame or hollow back, the ends of said rods being secured in the bracing-plates D D.

The back edges of the combs E are slotted, so that they may be set over the rods F F, on which the combs are then fastened by means of right-and-left-hand nuts G G, which are placed on the rods in such a manner that they can be screwed up against the sides of the combs, and clamp them firmly and securely.

The slots in the backs of the combs enable me to adjust the combs, one or all, further in or out, as may be desired, to compensate for wear or for other purposes.

The hollow back A is perforated at H to receive a pipe, I, which has a joint that connects with the air-tube J.

The connection of the air-tube J with the frame or hollow back A may be made in any convenient manner; the mode I have here employed consists in forming in the short pipe I an elbow-joint, which has a tapped hole that receives a threaded metallic tube formed on the end of the air-tube.

The air-tube is made preferably of flexible material, so that the apparatus can be conveniently handled and moved about while in operation without disturbing the production of the blast or currents of air by means of one's mouth. But I also use, in place of a mouth-piece, a spring-bellows, L, to which I connect the air-tube J in the usual manner, the bellows being intended to be held under, and to be operated by, the arm.

In addition to the series of combs E, I provide also an outside comb, M, which may be larger and coarser than the others, and which I arrange outside of the frame A, as is shown in figs. 1 and 2.

The outside comb M is slotted like the others, so that it can be set over threaded rods N N, which extend across the frame A near its upper part, through the bracing-plates, and I fasten it on the rods and against the frame of the curry-comb by means of clamping-nuts O O, which turn on said rods N, the slots in the comb enabling me to adjust it higher or lower at pleasure.

In the present example I have secured a handle, P, to the body of the large comb M, and the implement can be operated by means of this handle, and also by grasping the frame A itself.

Upon the outside of the comb M, between it and the clamping-nuts O, I place a protecting-plate, Q, whose upper edge extends above the back edge of the



comb M, and forms an edge by which the curry-comb can be struck against any opposing surface to clear it of dust.

What I claim as new, and desire to secure by Letters Patent, is—

1. The combination of a curry-comb, with an air-tube, substantially as described.

2. The combination of a curry-comb, with an air-tube and a bellows, substantially as described.

3. The adjustable combs O, fastened upon the rods F F, as described, in combination with the hollow frame or back A, the whole constructed substantially as and for the purpose set forth.

4. The adjustable comb M, secured upon the outside of the hollow frame or back A by means of the rods N N and nuts O O, in combination with a handle P, substantially as described.

This specification signed by me this 15th day of November, 1870.

WILLIAM E. LAWRENCE.

Witnesses:

W. HAUFF,

E. F. KASTENHUBER.