

*L. Schulze,
Pitching Casks.*

No. 109,948.

Patented Dec. 6. 1870.

Fig. 1.

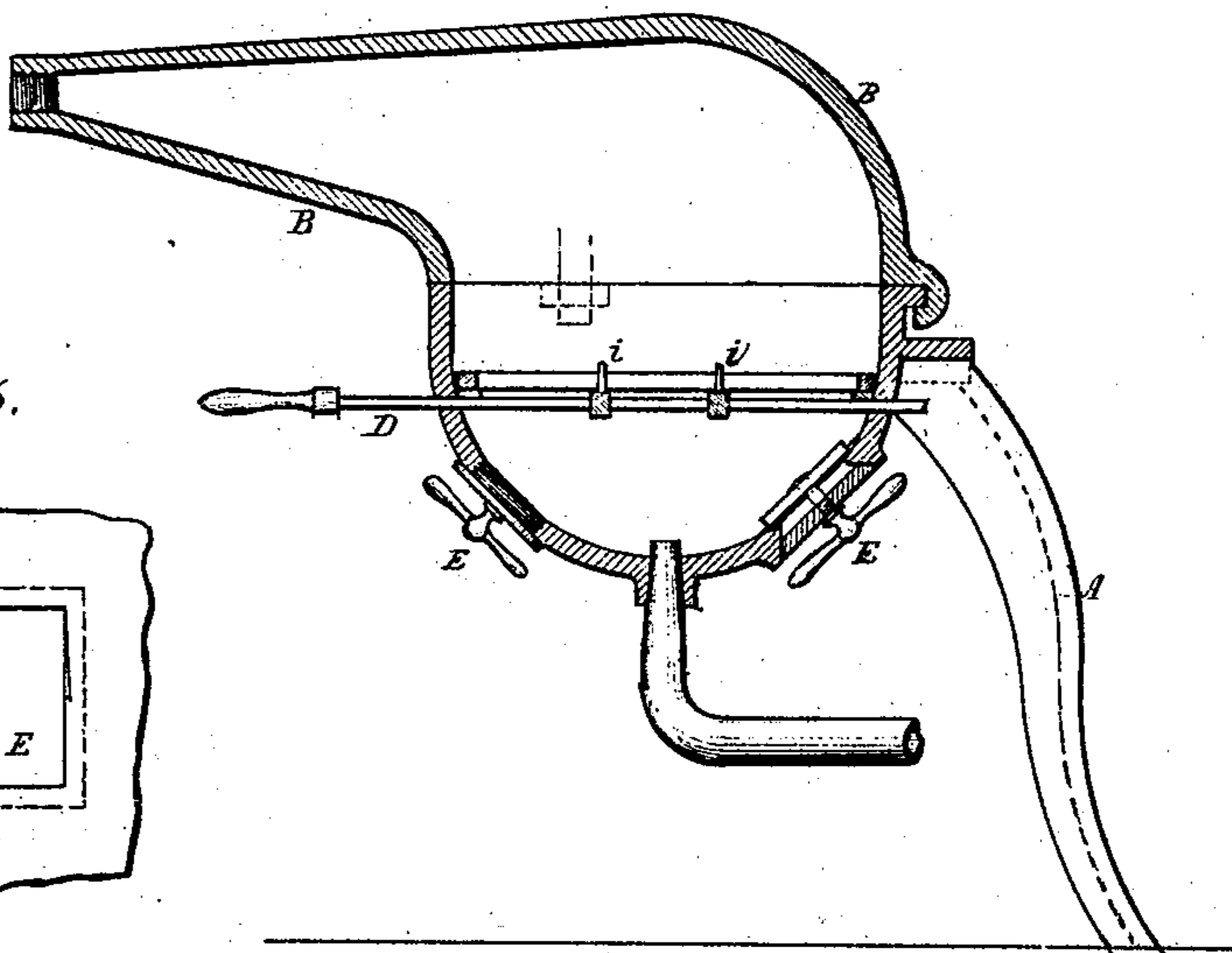


Fig. 3.

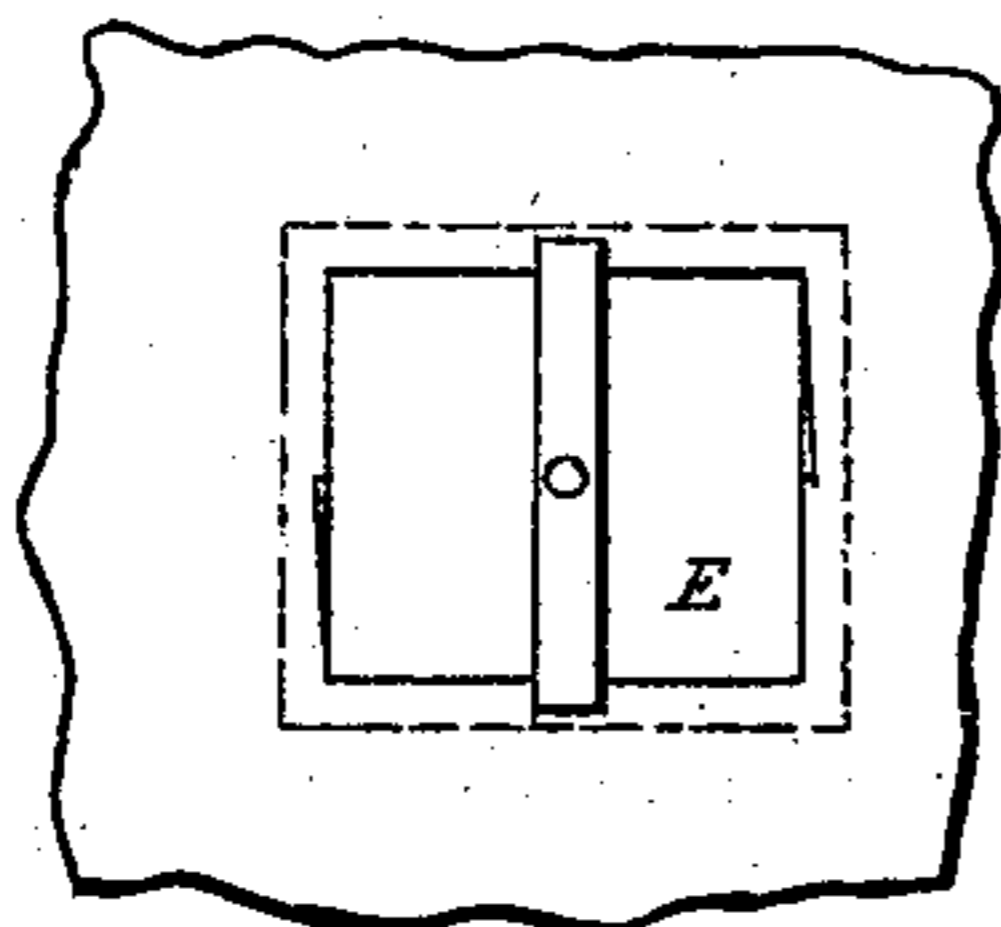
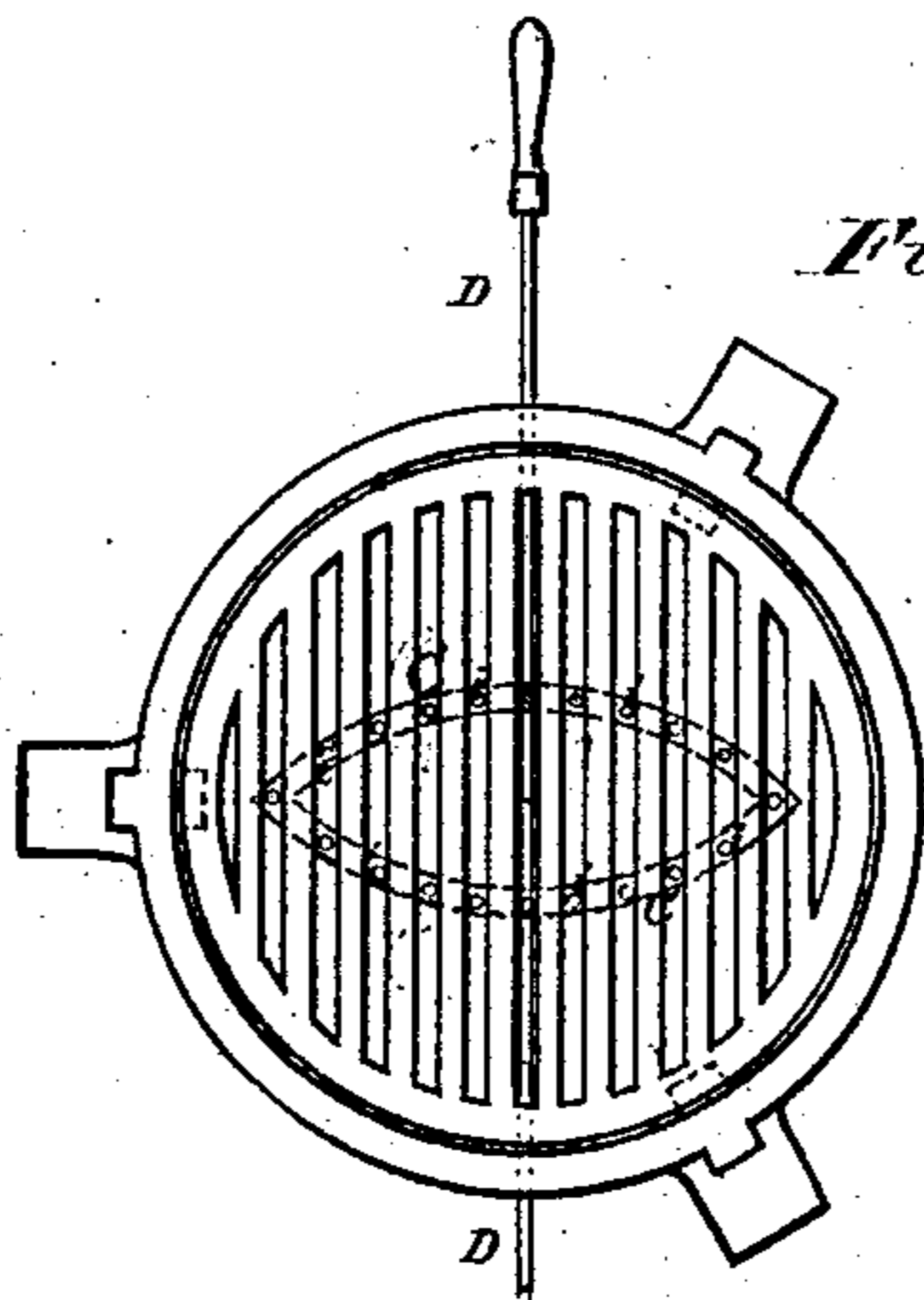


Fig. 2.



Witnesses:

*J. C. Brecht.
A. W. Hamilton & Son*

Inventor:

Louis Schulze

UNITED STATES PATENT OFFICE.

LOUIS SCHULZE, OF BALTIMORE, MARYLAND.

IMPROVEMENT IN APPARATUS FOR PITCHING AND COATING BARRELS, CASKS, &c.

Specification forming part of Letters Patent No. **109,948**, dated December 6, 1870.

To all whom it may concern:

Be it known that I, LOUIS SCHULZE, of the city and county of Baltimore, and State of Maryland, have made a new and useful Improvement in Barrel-Pitching Machines; and I do hereby declare the following to be a full and exact description of the same, reference being had to the accompanying drawing, which forms part of this specification.

This invention is an improvement on that described in my Patent No. 106,964, dated August 30, 1870.

In the apparatus described in that patent there is difficulty in preventing the cinder from obstructing the blast by adhering to the grate-bars, and also in removing the ashes and cinders from the furnace. These difficulties are obviated in my present improvement.

Figure 1 shows a vertical longitudinal section; Fig. 2, a plan of the grate-bars, with the device for cleaning the cinders from between them; and Fig. 3, the man-hole or opening for removing the ashes or cinder from beneath the grate.

A frame, A, supports the furnace B. On or near the same level with the grate-bars is a sliding rod, D, to which is fastened, on the part within the furnace, two circular segments, C C. On the segments C are pins *i i i*, projecting between the grate-bars.

By moving the bar D back and forth the pins *i i* clean out the intervals between the grate-bars and prevent any choking of the blast.

Two openings, E E, are shown in Fig. 1. These are closed by a man-hole cover or any other suitable mode of closing.

When combined with the devices and means described in my former patent above mentioned a very perfect barrel-pitching machine is produced. It is adapted for pitching and coating all kinds and sizes of barrels.

The platform is adjustable vertically by any suitable devices, as shown in my patent, or any equivalent means. The platform and the furnace may be moved together or farther apart, to suit the size of the barrel or cask.

The degree of heat required may be produced by increasing the fire, and, if too hot, the tube leading between the furnace and the barrel may be made longer, so as to cool the gases which enter the barrel.

The method of preventing the burning of the bung and of distributing the heated gases inside the barrel is fully shown in my former patent.

The grate may be made to tilt, if desired.

Having thus described my invention, I claim—

1. The grate-bars, with the device for cleaning the same, substantially as described.

2. The furnace with opening or openings, so as to remove the cinders or ashes, substantially as described.

3. The combination of the frame A with the grate-bars and device for cleaning the same, substantially as described.

LOUIS SCHULZE.

Witnesses:

J. W. HAMILTON JOHNSON,
J. WEST WAGNER.