

W. H. Cook,

2. Sheets, Sheet 1.

Step Ladder Chair.

No. 109,180.

Patented Nov. 15, 1870.

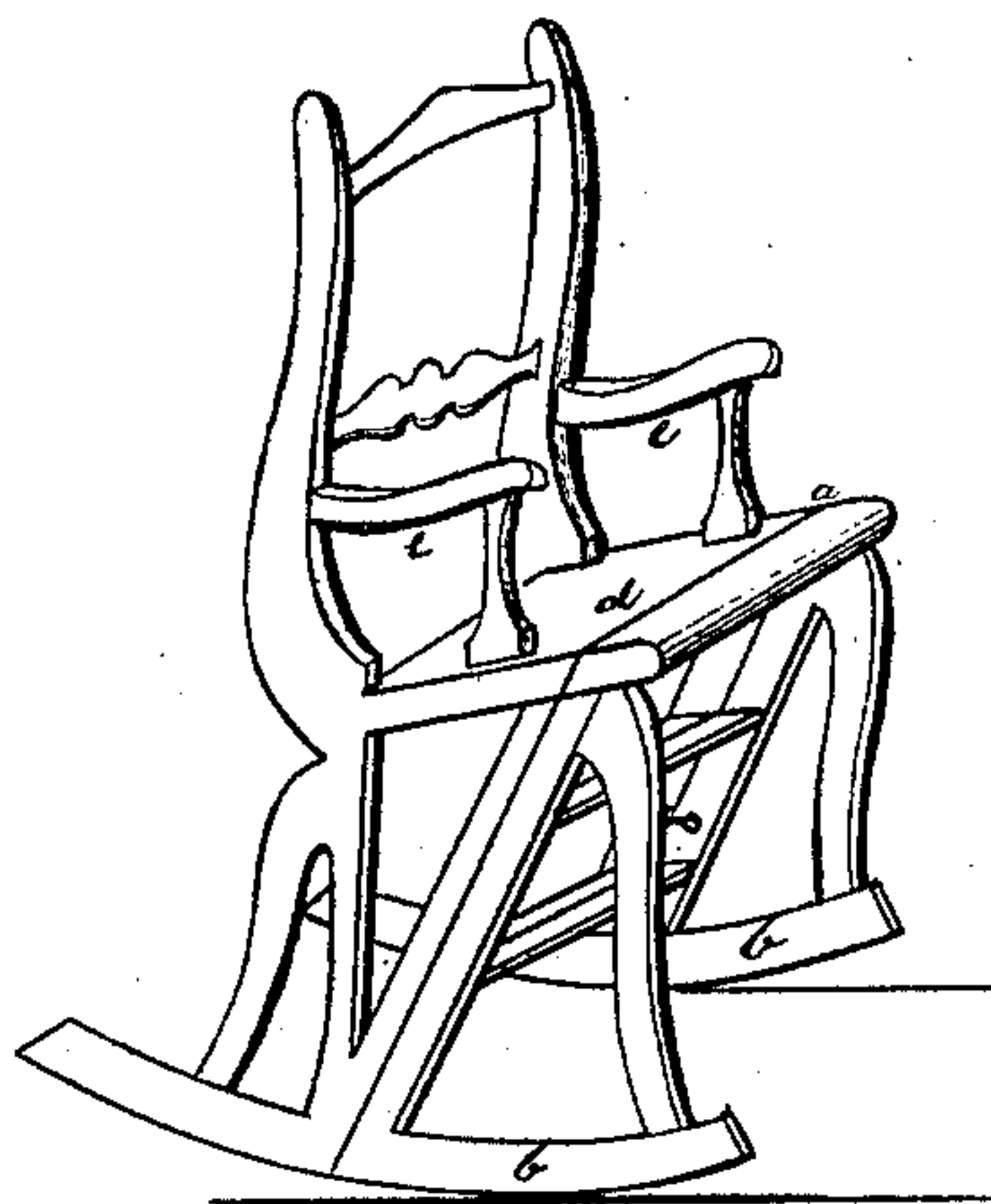


Fig 1.

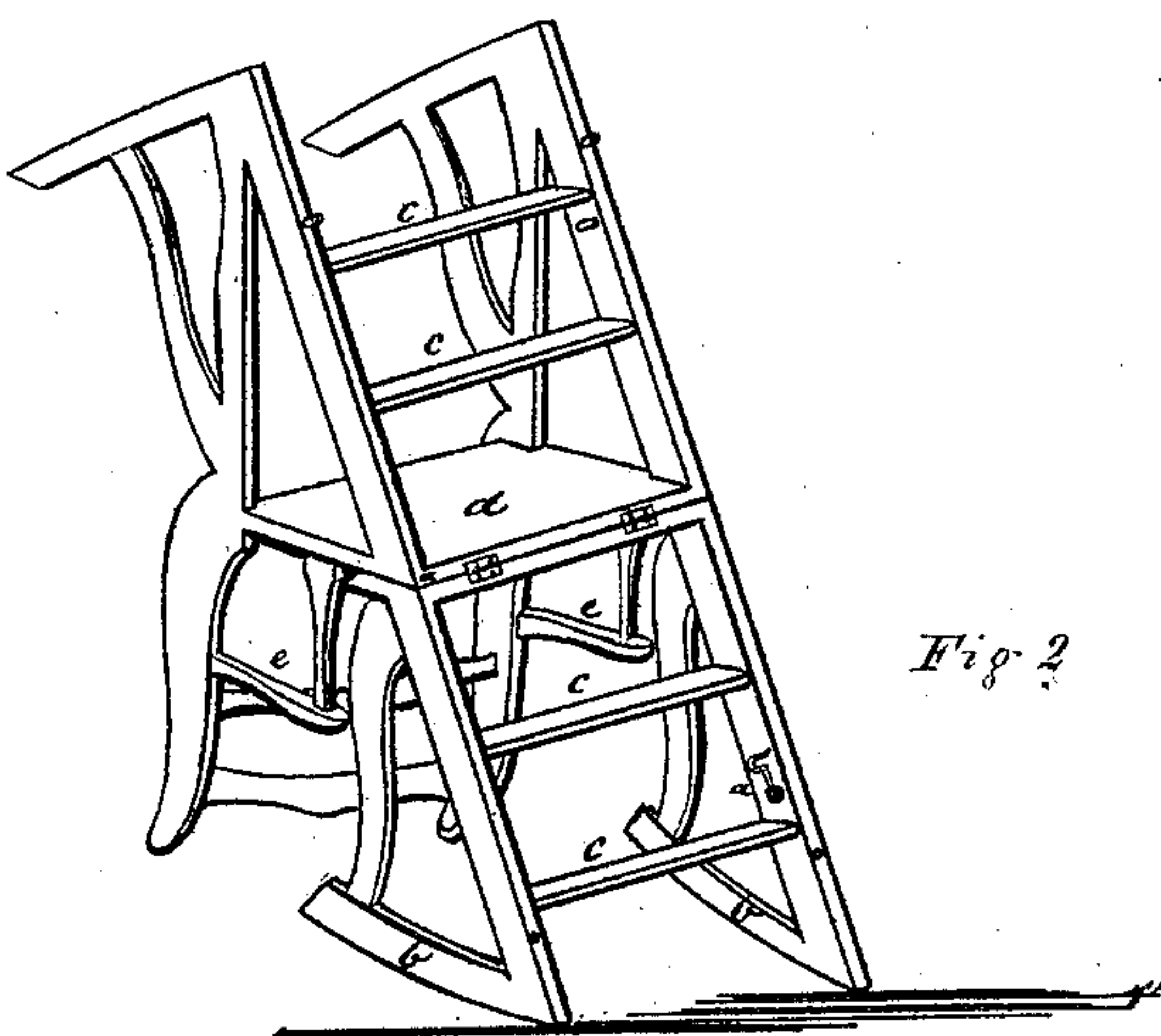


Fig 2.

WITNESSES,

F. B. Seymour
Isaac Romaine

INVENTOR,

William H. Cook

W. H. Cook,

2. Sheets. Sheet 2.

Step Ladder Chair.

No. 109,180.

Patented Nov. 15. 1870.

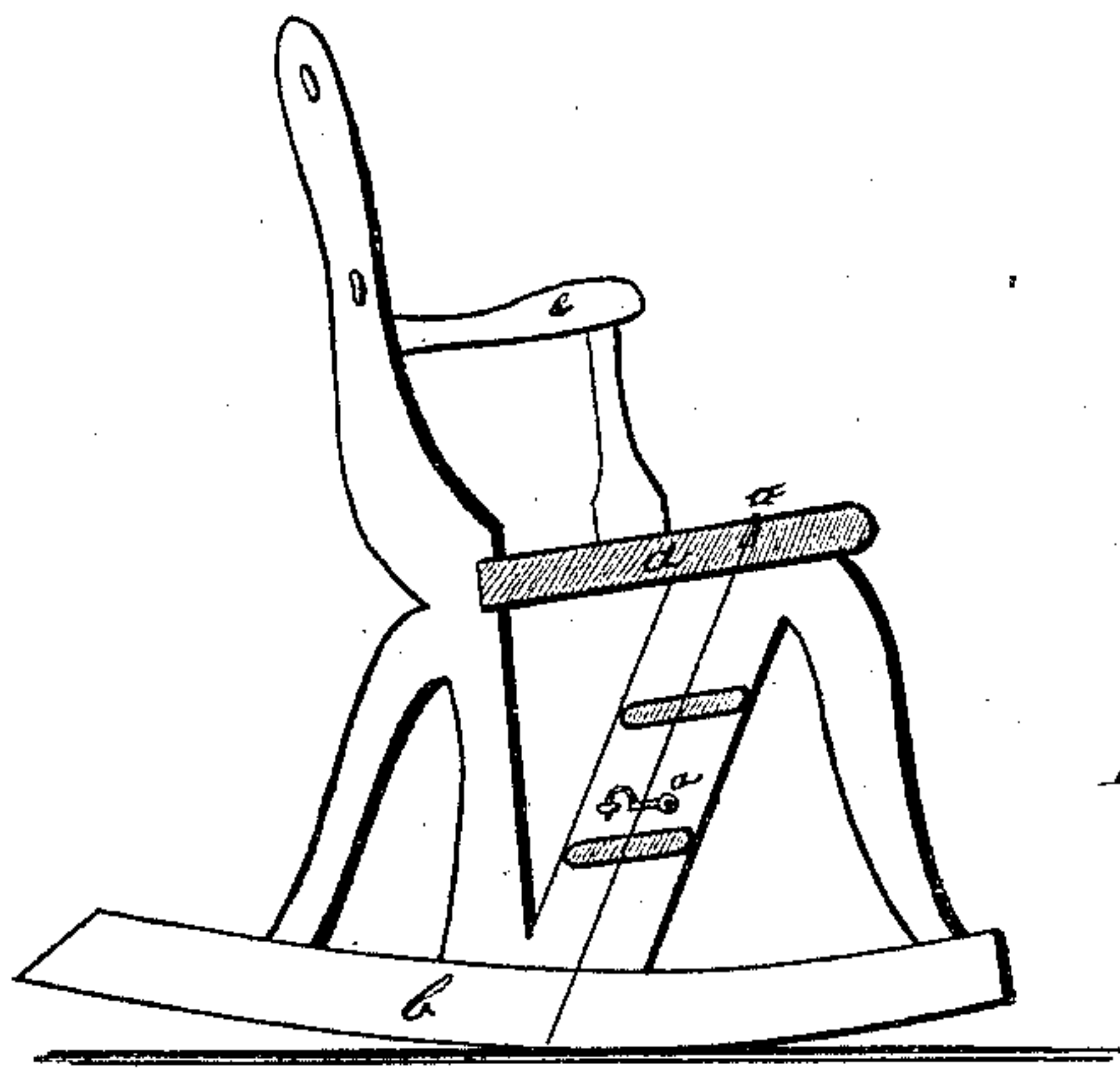


Fig 3

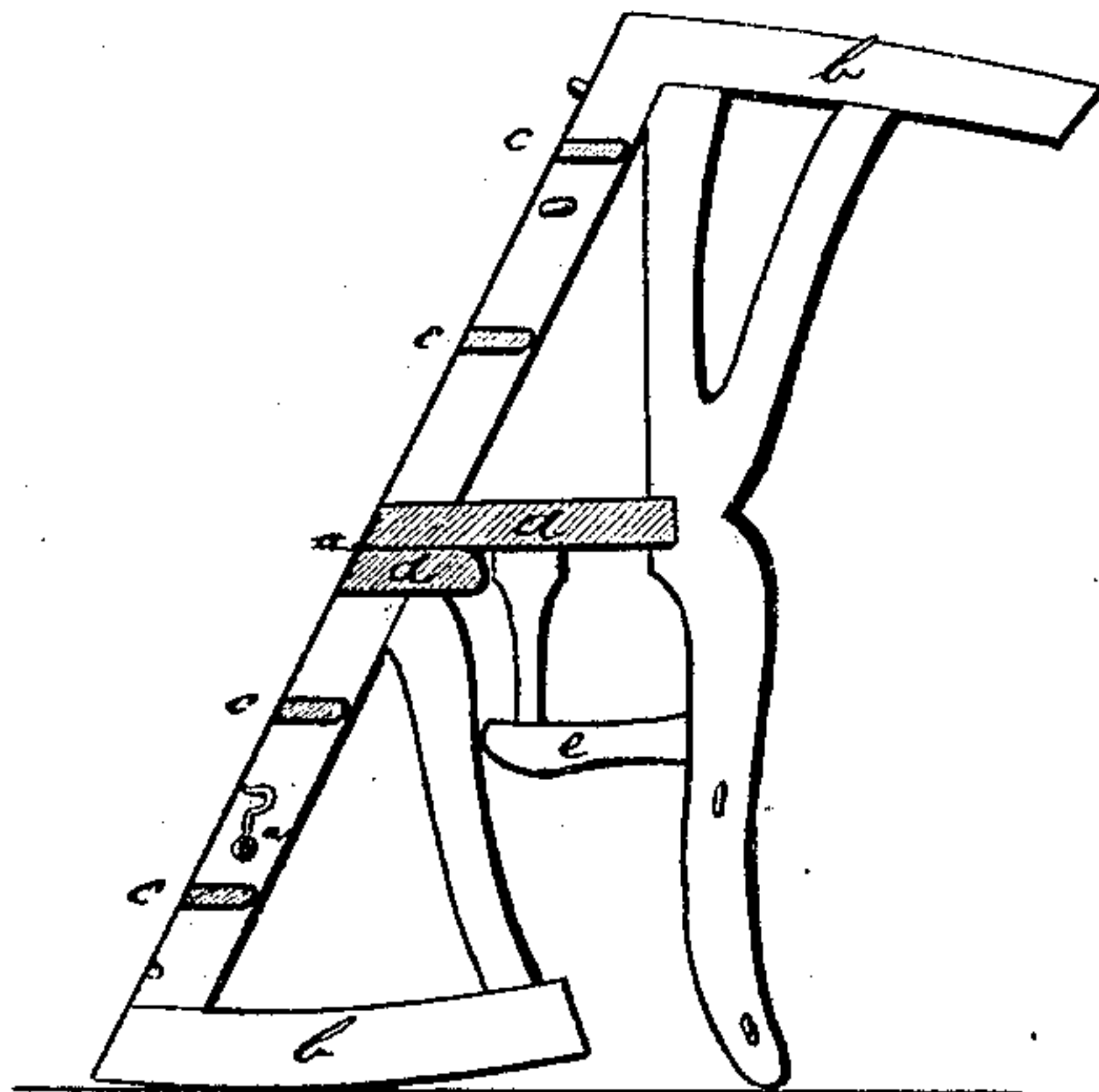


Fig 4

WITNESSES:

R. B. Seymour
Isaac Romaine

INVENTOR,

William H. Cook

UNITED STATES PATENT OFFICE.

WILLIAM H. COOK, OF BERGEN, NEW JERSEY.

IMPROVEMENT IN ROCKING-CHAIRS AND STEP-LADDERS.

Specification forming part of Letters Patent No. **109,180**, dated November 15, 1870; antedated November 5, 1870.

To all whom it may concern:

Be it known that I, WILLIAM H. COOK, of the city of Bergen, in the county of Hudson and State of New Jersey, have invented a new and useful piece of furniture, combining both a Ladder and a Rocking-Chair in one article; and I do hereby declare that the following is a full and exact description thereof, reference being had to the accompanying drawing, and to the letters of reference marked thereon, making a part of this specification.

The nature of my invention consists in combining in a single piece of furniture a ladder and a rocking-chair. When the two parts are closed, as in Figure 1, it is a common rocking-chair. When opened, as in Fig. 2, the combination presents the form of a ladder similar to those used in houses for washing windows, reaching lights, shelves, and other elevated objects.

My invention consists in combining the two in such a manner as to make but one article of furniture, which may be employed as a rocking-chair or as a ladder, at the option of the user.

To enable others skilled in the art to make and use my invention, I will proceed to describe its construction and operation.

Fig. 1 shows a perspective view of the invention as used for a rocking-chair. Fig. 2 shows a perspective view of the invention as used for a ladder. Fig. 3 shows a sectional view of the invention while used for a rocking-chair. Fig. 4 shows a sectional view of the invention while used for a ladder.

Letter A represents the location of the hinges joining the two sections or pieces. *b* is the rockers; *c*, the step; *d*, the seat, and *e* the stationary arms.

I construct my rocking-chair in any of the known forms, with rockers and with arms.

A slat runs down from each end of the seat flush with it at the top, and slanting toward the back as it descends. In these slats two steps or treads, or more, are set. The rocking-chair thus far is shown in Fig. 1 by that part to the left and rear of the black intersecting

line. The forward section consists of a top piece, which runs parallel to the seat of the rocking-chair, and is attached thereto by hinges. From each end descends a slat parallel to the slats already described. In these two slats are also set two steps or treads. From the points where said two slats join the ends of the seat descend two legs or braces, curving or slanting forward. This part of the article is represented by the section of Fig. 1 forward of the dark intersecting line.

The two sets of slats in which the aforesaid treads are set are fastened together by means of hooks, one of which is seen in Fig. 1 on the inside of the right-hand slats, between the two sets of treads. The slats and braces are set in rockers, as represented in Fig. 1. Now unfasten the said hooks, carry the rear section forward and over the front section, turning upon the hinges aforesaid, joining the two sections of the seat, and there is presented the form represented by Fig. 2. This gives us a step-ladder.

The pins projecting from the edge of the slats near the top of Fig. 2 fit into the lower set of slats, for the purpose of steadying the rocking-chair, as represented in Fig. 1.

The rocking-chair and step-ladder may be constructed of any kind or description of wood now used in the construction of either rocking-chairs or step-ladders.

For any further information or description reference is made to the accompanying drawing.

I am aware that a combined rocking-chair and step-ladder is not new, and such I do not wish to claim; but

What I do claim as my improvement is—

A combined rocking-chair and step-ladder, when provided with the rockers *b* and stationary arms *e*, and constructed as herein shown and described.

WM. H. COOK.

Witnesses:

ISAAC ROMAINÉ,
R. B. SEYMOUR.