

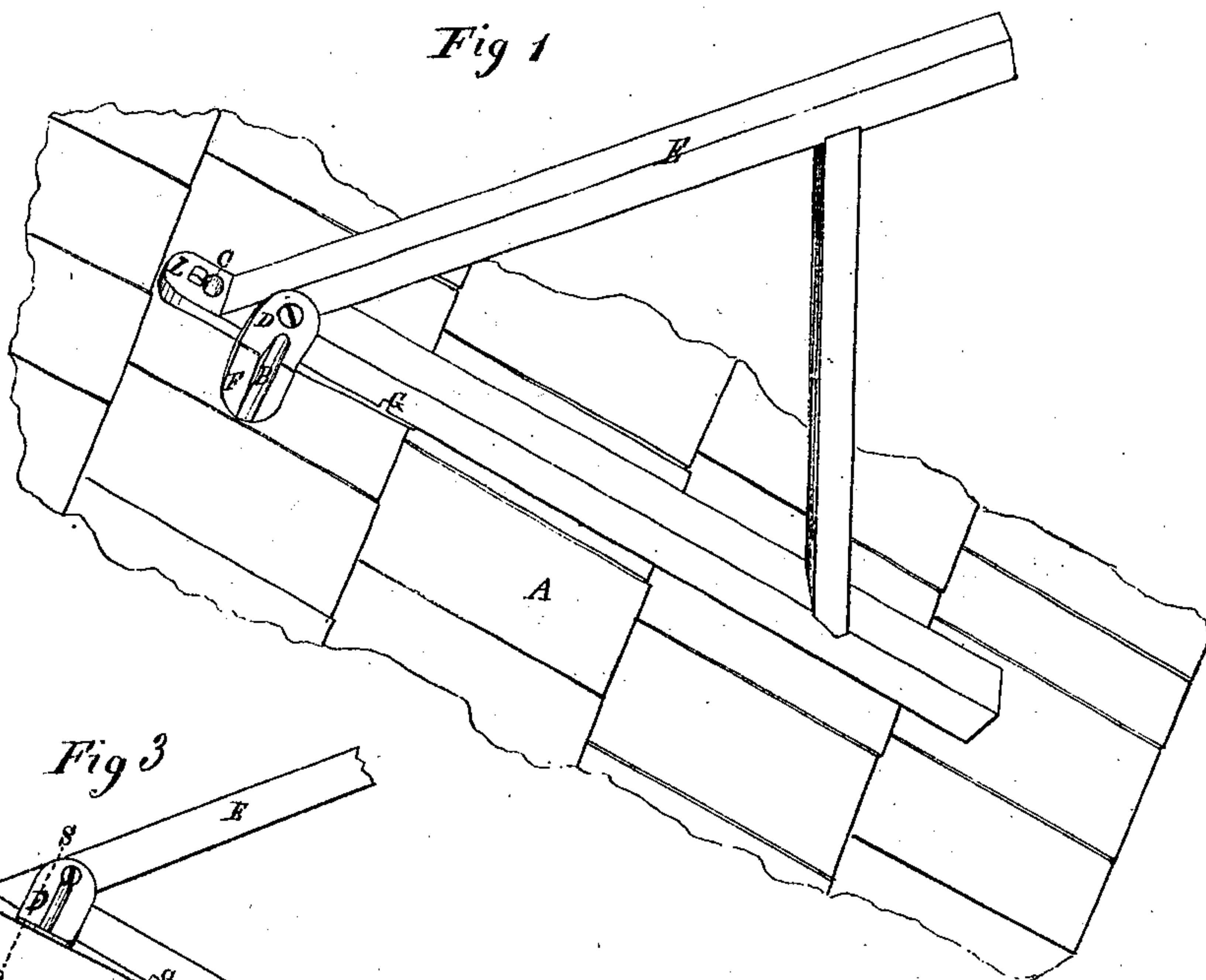
*I. W. Merriam,*

*Shingling Bracket.*

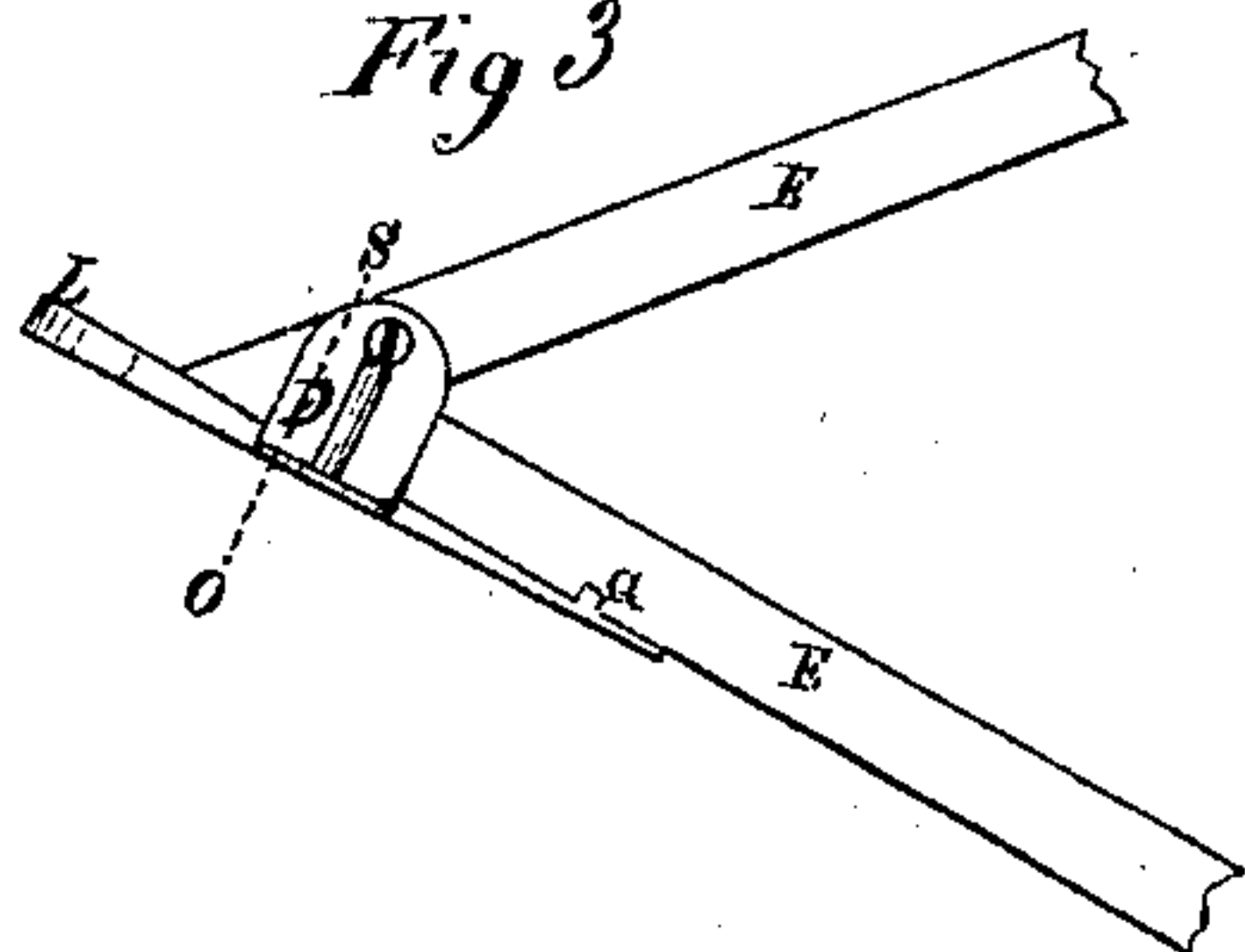
*No. 108,924.*

*Patented Nov. 1. 1870.*

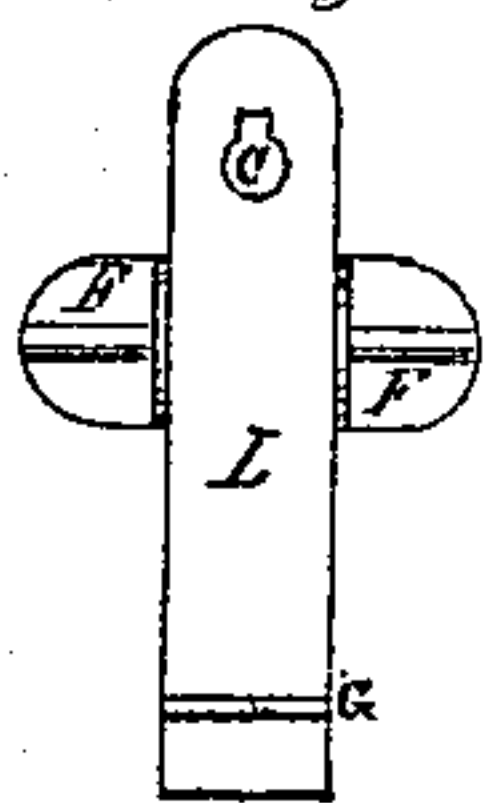
*Fig 1*



*Fig 3*



*Fig 2.*



*Fig 4*



*Witnesses.*

*Wm H Seaman*  
*Wm H. Doherty*

*Inventor.*

*Lyman W Merriam.*

*By Daniel Breed Atty.*

# United States Patent Office.

LYMAN W. MERRIAM, OF FITCHBURG, MASSACHUSETTS.

Letters Patent No. 108,924, dated November 1, 1870.

## IMPROVEMENT IN ROOFING-BRACKETS.

The Schedule referred to in these Letters Patent and making part of the same

Be it known that I, LYMAN W. MERRIAM, of Fitchburg, in the county of Worcester and State of Massachusetts, have invented certain Improvements in Shingling-Brackets, of which the following is a full and correct specification, reference being had to the accompanying drawing and the letters of reference marked thereon.

My invention relates to brackets used for supporting a staging or scaffold in shingling roofs, and the object is to provide a bracket that shall perform that office, and yet be easily removed from one roof and adjusted to another whenever it is desirable.

Its nature consists in making a braced hanger-piece of metal, and connecting with it such form of frame or bracket as may best support the desired staging, the said hanger being of such form as to be readily attached to the roof by nails or spikes driven into the roof through suitable apertures or slots in the hanger.

A sufficient number of brackets being fixed on the roof, boards or planks are laid on them to form a convenient staging.

In the accompanying drawing—

Figure 1 shows a bracket as applied to a roof.

Figure 2, a top view of the hanger.

Figure 3 is a side view of the same on a larger scale.

Figure 4 is a transverse section on the line O S, fig. 3.

In the figures—

A is the roof.

L, the hanger, provided with a slot, C, through

which the nail or spike is driven, which holds the brackets to the roof.

One end of this slot is enlarged, so as to pass over the head of the nail or spike, if desired.

D D are ears, to which the bracket-piece E is fastened.

B B are two braces, to prevent tipping sidewise.

G is a rib let into the lower part of the frame E, which is also securely fastened to the hanger by screws through the ears D D, or other suitable means.

The hanger L is made thicker at its upper end, to give its upper face a pitch corresponding with the general slope of the roof.

The staging may be secured to the brackets, if desired, though in general the brackets are firm enough without.

The slot C may open out on one side, and slots for nails or spikes may be made in different parts of the metallic hanger-piece without departing from my invention.

Having thus described my invention,

I claim—

The hanger L, with a slot, C, ears D D, braces F F, and rib G, in combination with a suitable form of frame or bracket to support the stage, substantially as described.

LYMAN W. MERRIAM.

Witnesses:

A. GREENE,

J. G. ARNOLD.