

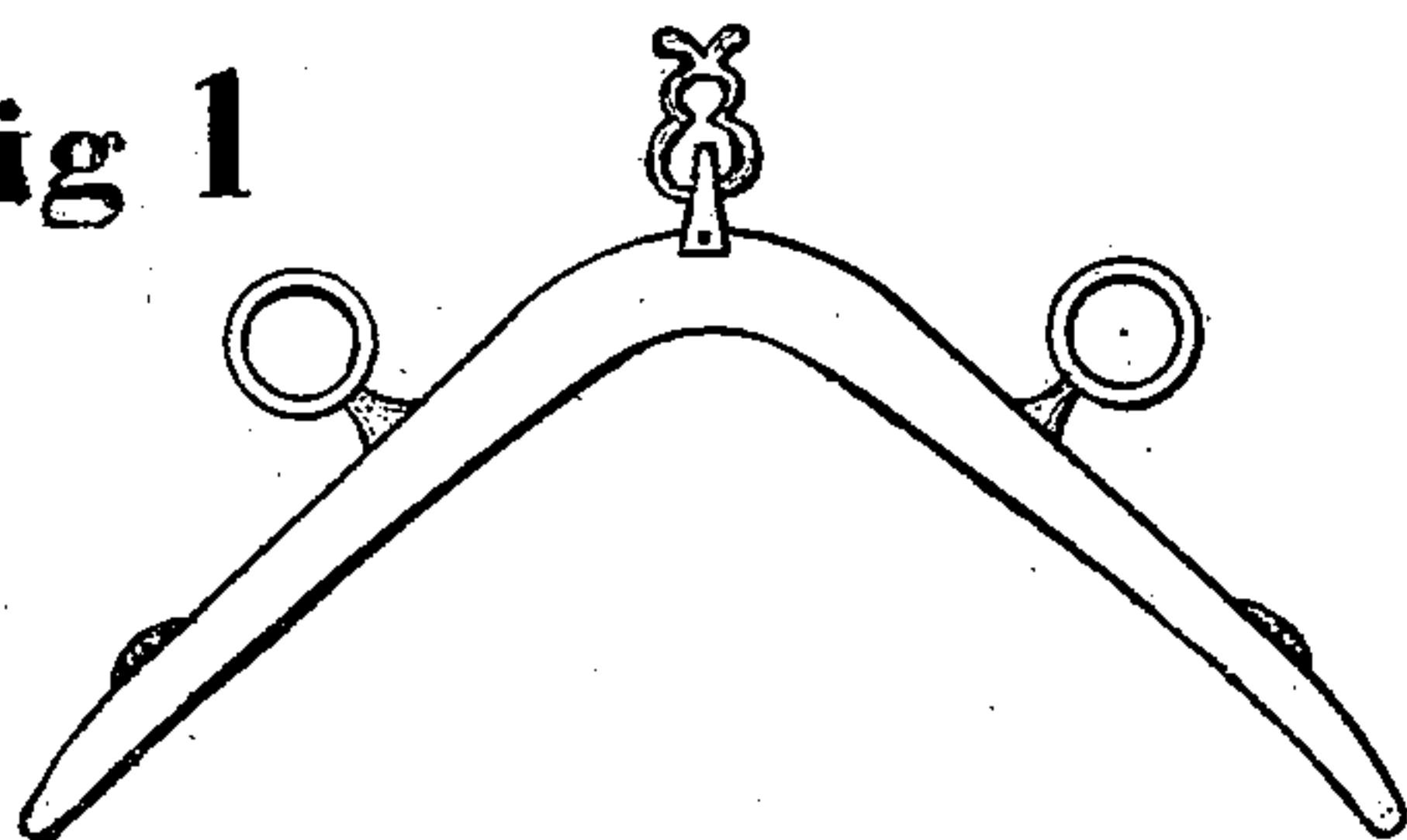
*J. H. Garrett,*

*Harness Saddle.*

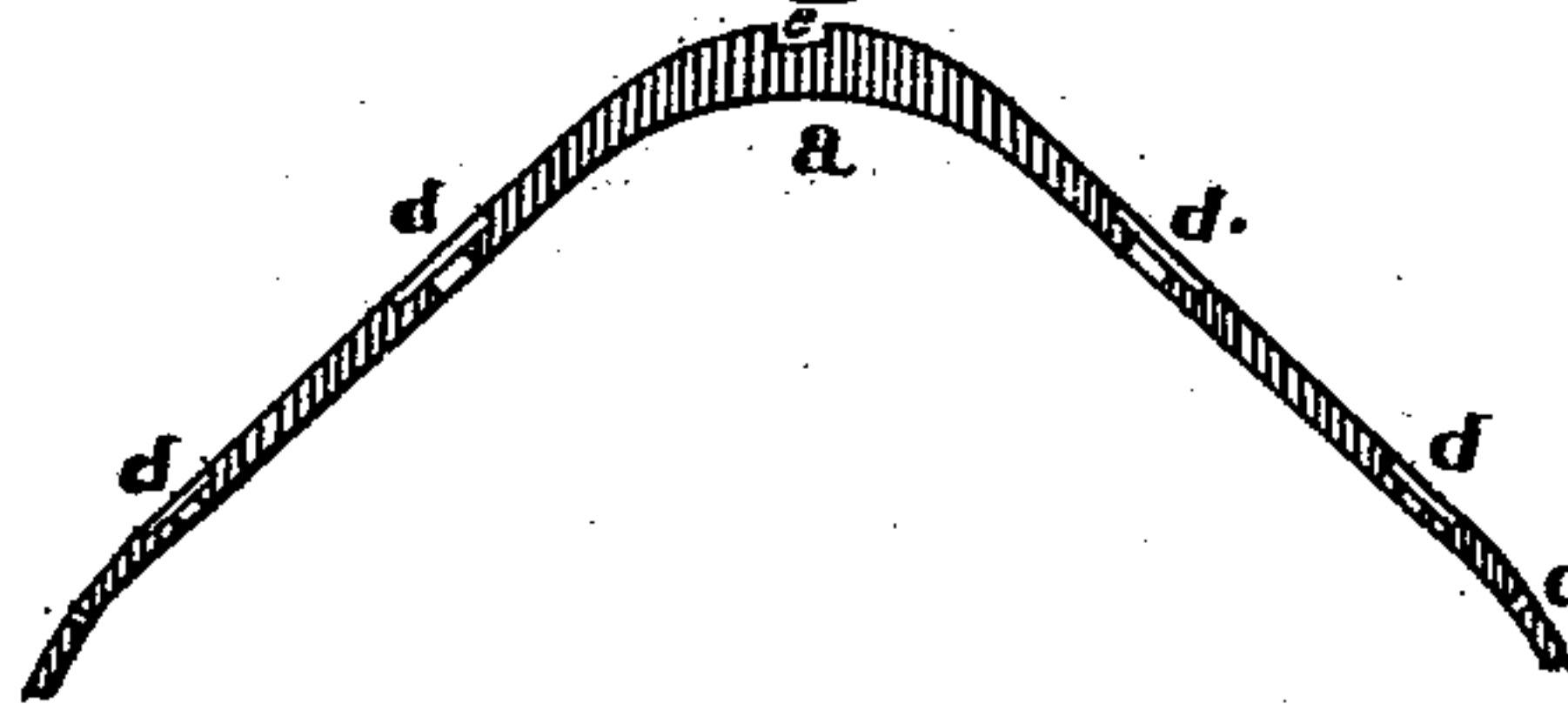
*No. 108,900.*

*Patented Nov. 1. 1870.*

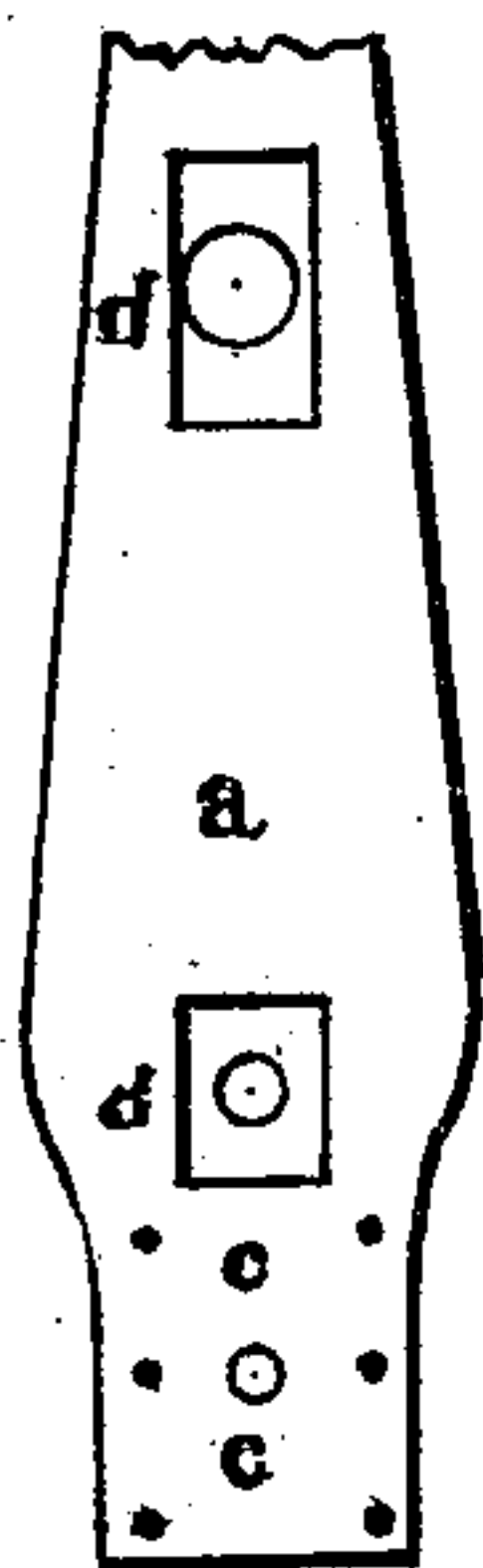
**Fig 1**



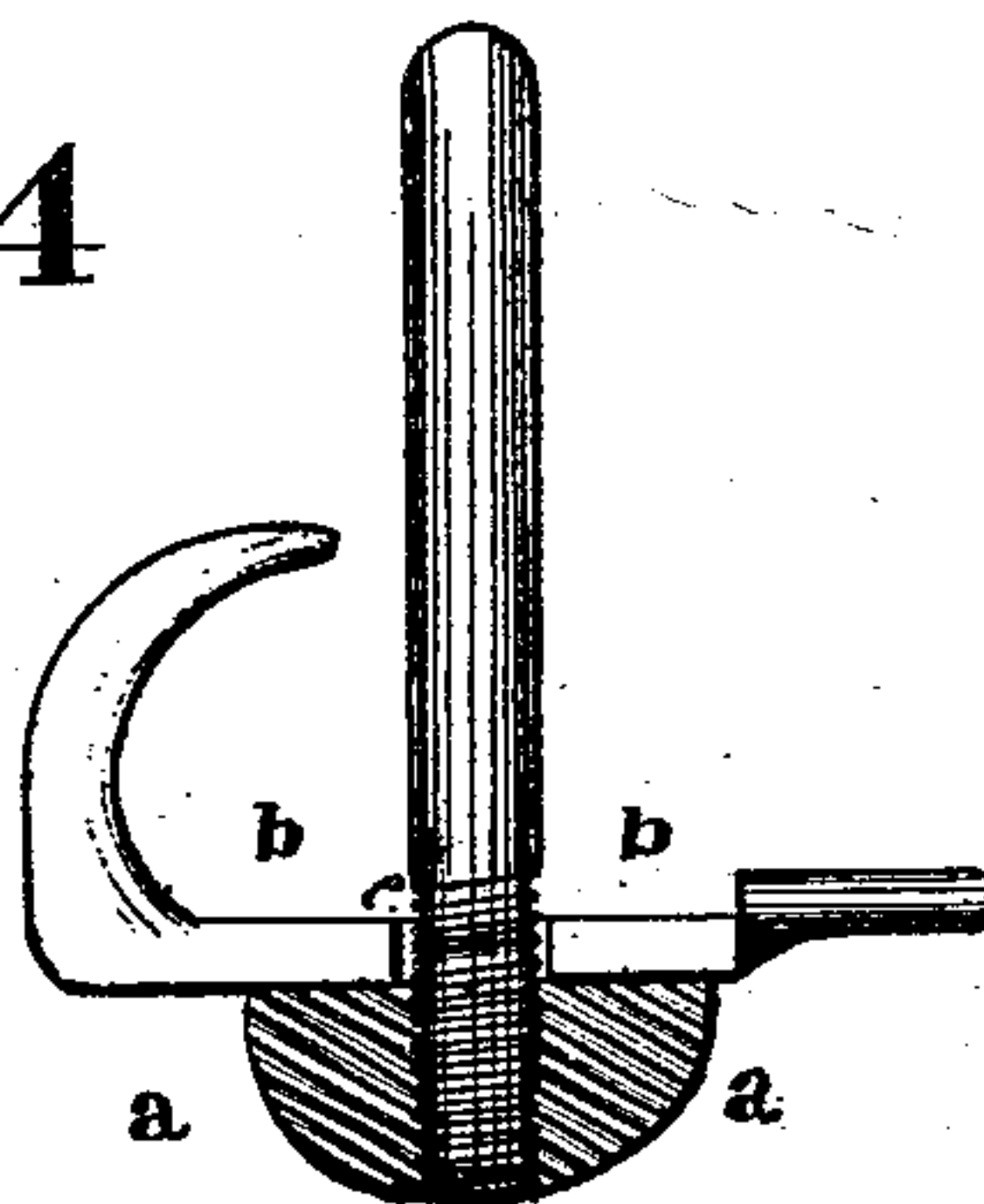
**Fig 2**



**Fig 3**



**Fig 4**



**Inventor.**

*James H. Garrett*

**Witnesses.**

*W. D. Leatham*  
*A. Roads*

# UNITED STATES PATENT OFFICE.

JAMES H. GARRETT, OF MOUNT PLEASANT, IOWA.

## IMPROVEMENT IN PLATES FOR HARNESS-SADDLES.

Specification forming part of Letters Patent No. **108,900**, dated November 1, 1870; antedated October 22, 1870.

*To all whom it may concern:*

Be it known that I, JAMES H. GARRETT, of Mount Pleasant, in the county of Henry and State of Iowa, have invented certain Improvements in Harness-Pad Plates, of which the following is a specification.

The nature of this invention relates to harness-pad plates; and it consists in the combination of crupper-loop and water-hook, and connecting them into the pad-plate in the following manner:

It also consists in the perforated holes in each end of the plate intended for tuffing, thereby connecting the plate and pad together in a solid manner, and a groove for the nuts to fit into, thereby giving a smooth surface.

In the accompanying drawings, Figure 1 is a view of harness-pad finished, embodying my invention. Fig. 2 is a view of harness-pad plate. Fig. 3 is a sectional view of top of plate, and Fig. 4 is a view of the combination of water-hook and crupper-loop.

A is the plate, which is cast malleable iron.

D D D D are grooves in the plate for the terret and finishing screw-nuts to fit in, thereby giving a smooth surface on top of plate.

c c are the perforated holes for tuffing and

connecting plate with the under pad, making the pad substantial.

b b in Fig. 4 is a combination of water-hook and crupper-loop which is designed to prevent the pad from pulling over on its edge.

aa is a section of plate, showing groove e, designed for the combination hook and loop to fit. This groove I form upon the outer surface of the said plate, so that the under part, or the part that comes in contact with the animal's back, will present a smooth surface after being finished in the usual manner, as in other pads it is almost impracticable to furnish them in so neat and easy a manner as mine.

What I claim as my improvement, and desire to secure by Letters Patent, is—

As a new article of manufacture, a harness-pad plate, composed of the plate A, provided with the groove e, for the reception of the water-hook and crupper-loop b b, and the perforation C, all constructed as herein described.

JAMES H. GARRETT.

Witnesses:

J. W. COLE,

R. S. COLE..