

C. L. THIERY.
WATCHCASE.

No. 108,847.

Patented Nov. 1, 1870.

Fig. 1.

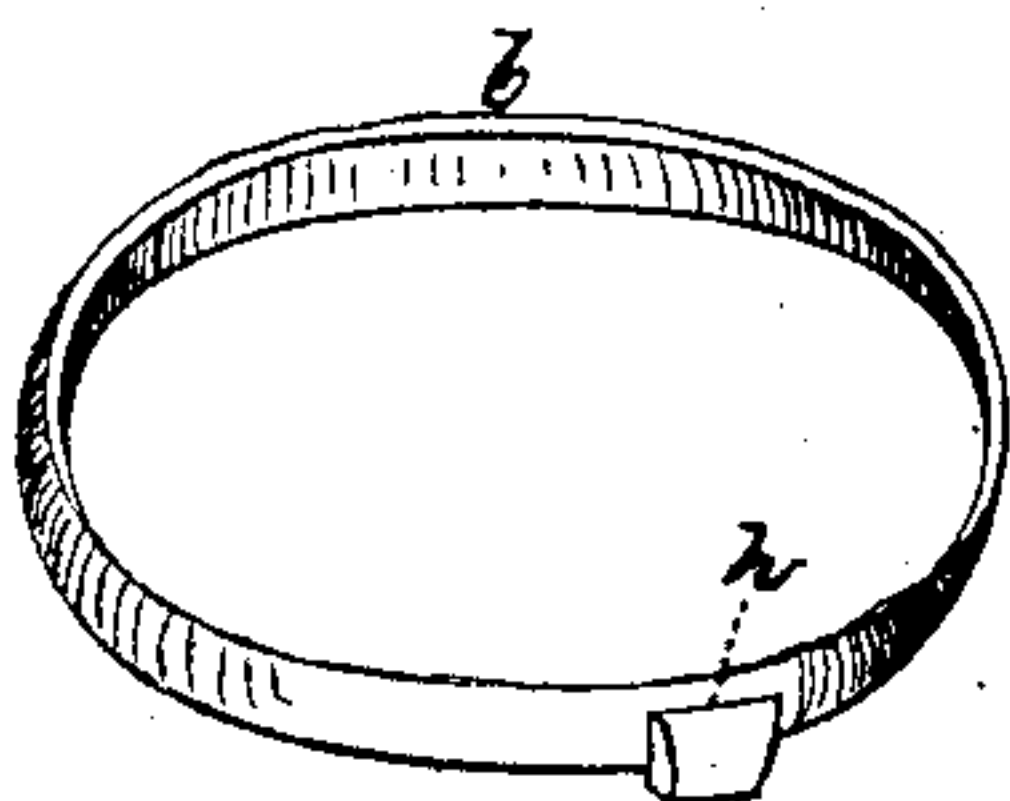


Fig. 2.



Fig. 3.

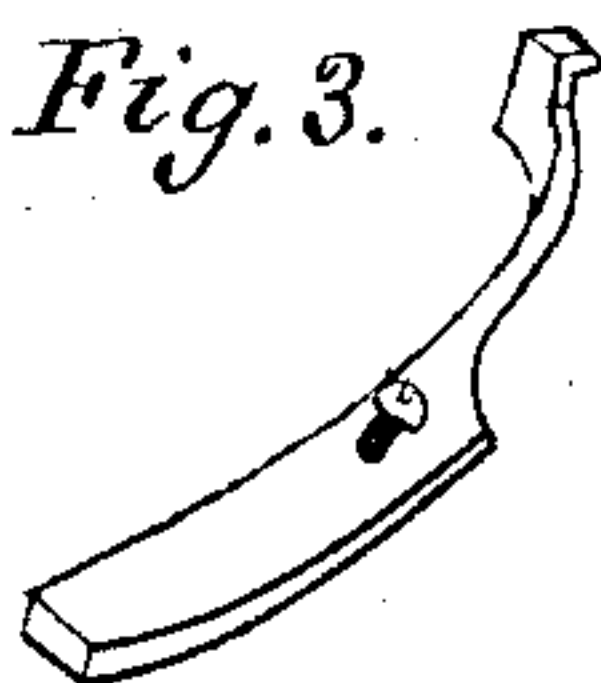


Fig. 4.

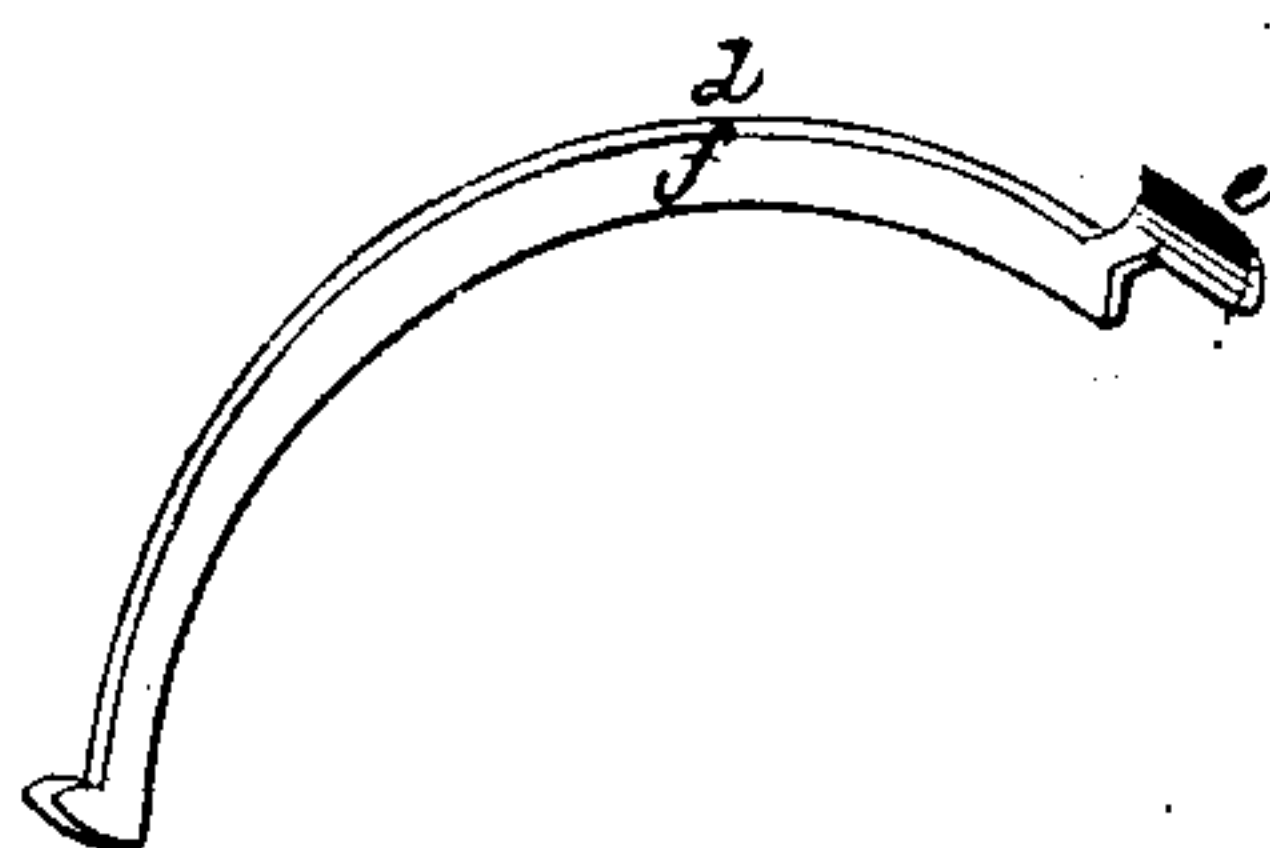


Fig. 6.

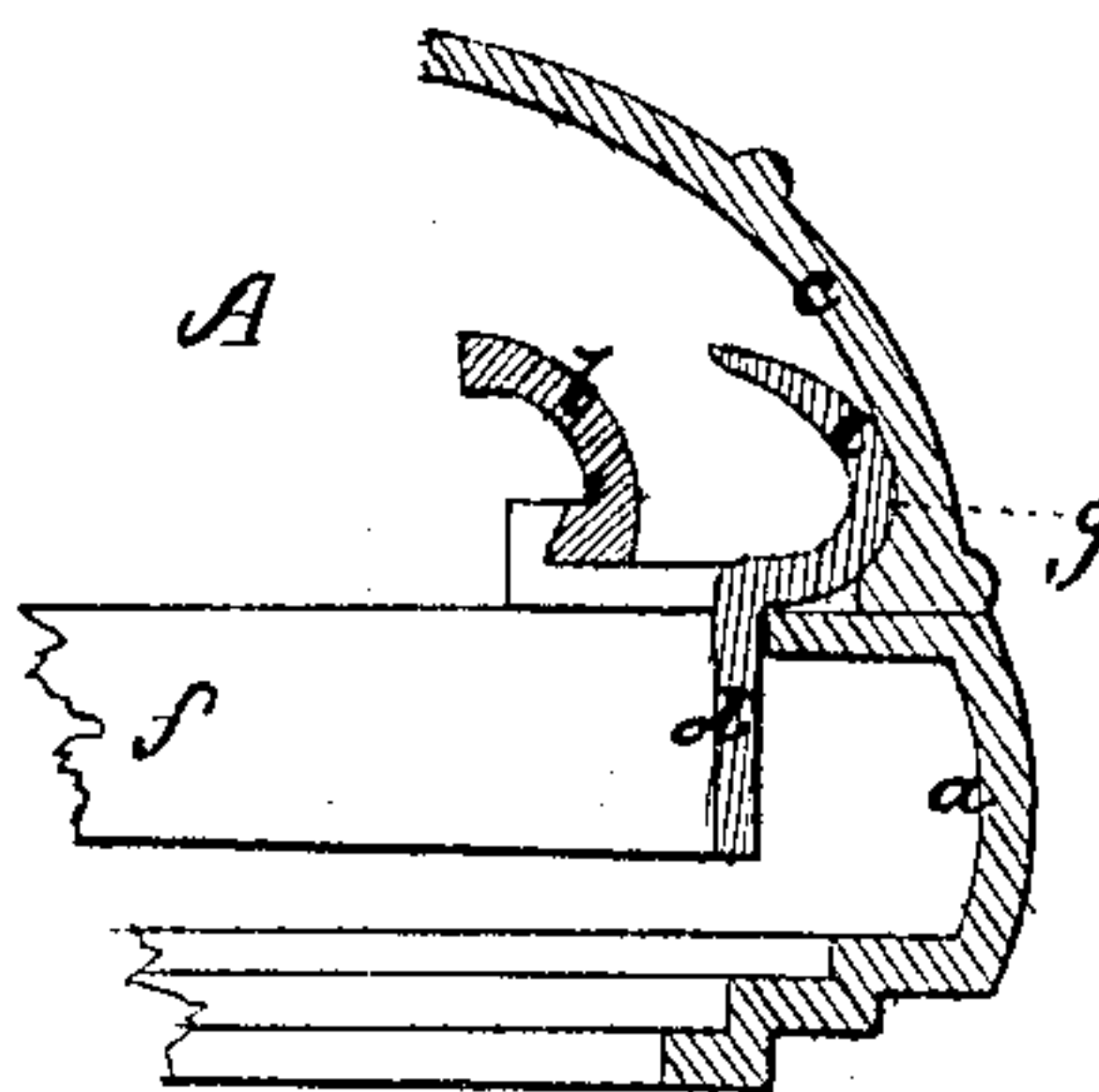
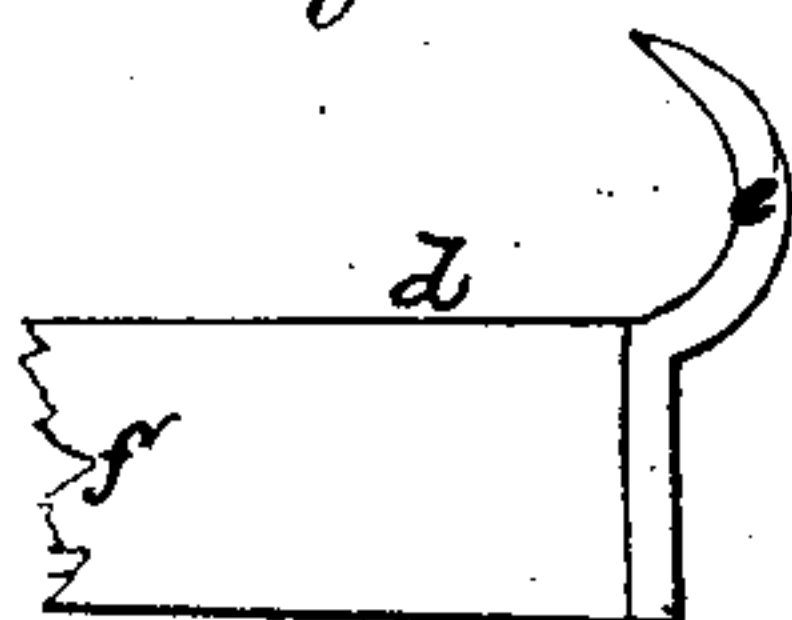


Fig. 5.



Witnesses.

Joseph H. Marks
Emm. Griffith.

Charles Louis Thiery.

by his Attorney.

Frederick Curtis.

United States Patent Office

CHARLES LOUIS THIERY, OF BOSTON, MASSACHUSETTS.

Letters Patent No. 108,847, dated November 1, 1870.

IMPROVEMENT IN WATCH-CASES.

The Schedule referred to in these Letters Patent and making part of the same.

To all to whom these presents shall come :

Be it known that I, CHARLES LOUIS THIERY, of Boston, in the county of Suffolk and State of Massachusetts, have made an invention of a new Improvement in Watch-Cases or the Locking Spring-Catch thereof; and do hereby declare the following to be a full, clear, and exact description thereof, due reference being had to the accompanying drawing making part of this specification, and in which—

Figure 1 is a perspective view.

Figure 2 is a section of a glass-bezel and spring; and

Figure 3, a perspective view of a spring now employed to retain the cover of a watch in a closed state.

Figure 4 is a perspective view; and

Figure 5, an edged view of my improved spring for effecting a like result.

Figure 6, a vertical section of a portion of the cover "center" and "glass-bezel" of a watch-case with my improved spring attached thereto.

The improvements herein described are based upon a class of springs which serve in one piece both as a spring to open the cover of a watch-case and as a spring-catch to lock such cover, when closed, to the center; and such improvements relate to the addition of a peculiar-shaped catch to such a spring, and to such a construction as well as an arrangement of the spring with respect to the center and glass-bezel of a watch-case as shall obviate the present necessity of cutting a notch through such glass-bezel in order to accommodate the hook or catch of such spring, the purpose of such an improvement being to avoid the dangerous weakening of such bezel which the notch occasions, and to produce a superior spring at very small cost.

In order to economize the limited space of the adjacent parts and effect the desired result of locating the hook and catch of the class of springs above mentioned, outside of the glass-bezel, I have formed such hook of a peculiar shape, or so reduced its thickness and form as to be enabled to situate it between the outer edge of the glass-bezel and the circumscribing cover of the case, when the latter is shut, or that

portion of the center of the case which receives the cover.

The drawing accompanying this specification, and adopted herewith in order to illustrate my invention, represents at A, and in vertical section, fig. 6, portions of a watch-case, of which *a* is the center, *b* the glass-bezel, and *c* the cover.

My improved spring is shown in said fig. 4, at *d*, as provided with an upright, thin, and shallow-curved termination, *e*, which rises above its general body, *f*, as represented, this termination constituting a spring-catch which snaps by pressure of the spring into the concave depression *g* of the inner edge of the cover *c*, and serves to confine such cover, when closed, tightly to the center *a*.

It will be observed, by examination of the accompanying drawing, that the nature and disposition of the catch *e* is such that the space intervening between the outer edge of the glass-bezel and the inner edge of the periphery of the cover *c*, suffices to contain it without cutting a notch through the glass-bezel to receive it, as is now the case, and as shown at *h* in fig. 2 of the said drawing.

The notch in the glass-bezel weakens the same to a very considerable and objectionable extent, as all watch-makers are aware, and my invention, which dispenses with its necessity, is of corresponding value.

The peculiar form of my improved spring, herein explained, or the locking-catch or head of the same, enables me to punch the whole out of sheet metal, whereas under the old construction considerable time and labor was required to fashion it.

Claim.

The combination, with the center *a*, glass-bezel *b*, and cover *c*, of the spring *f*, with its catch, *e*, made concave on its inner side, so that when pressed back it may fit snugly upon the bezel, as herein shown and set forth.

CHARLES LOUIS THIERY.

Witnesses:

FRED. CURTIS,
EDW. GRIFFITH.