

A. Putnam, Jr.,

Faucet.

No. 108,824.

Patented Nov. 1, 1870.

Fig. 1.

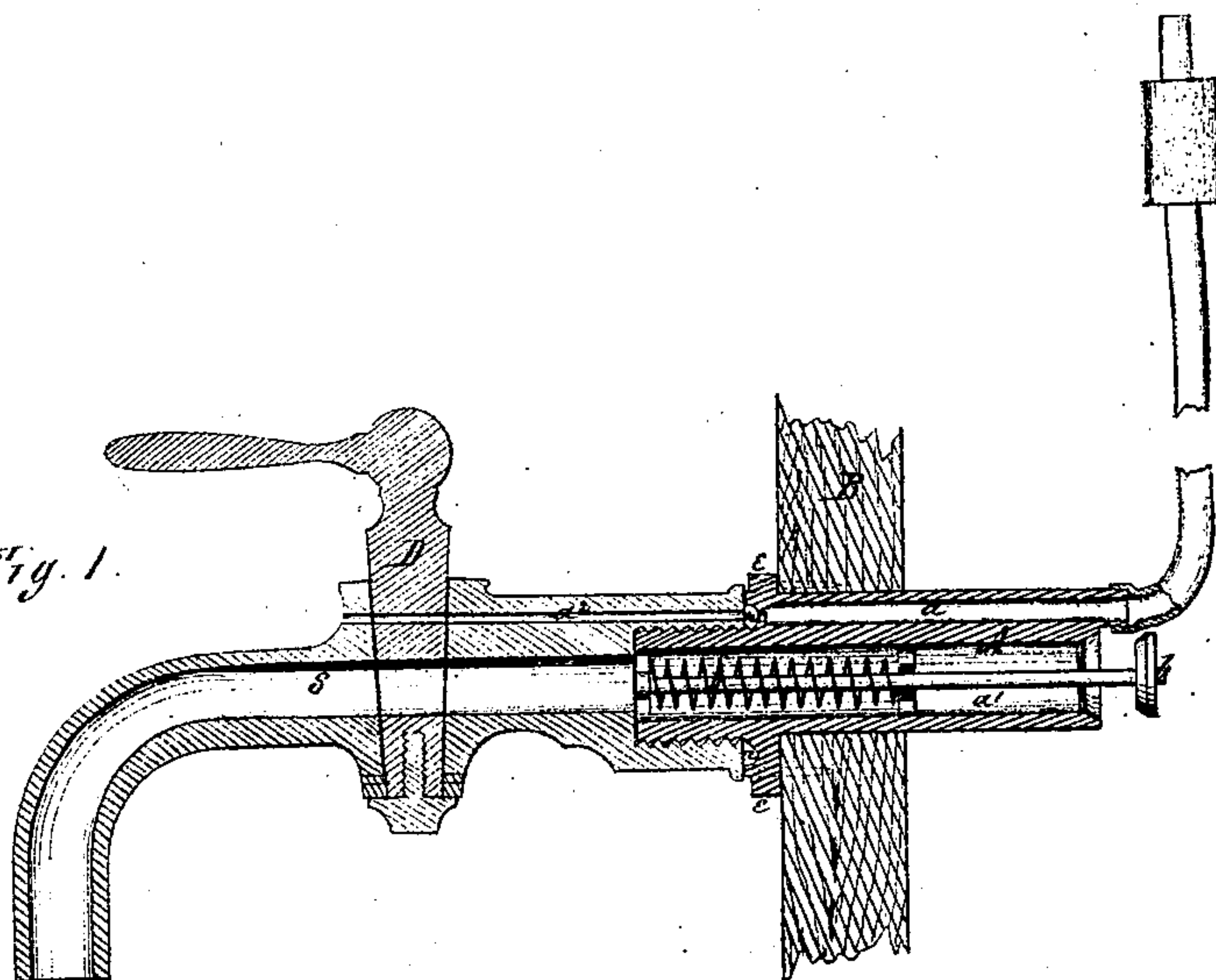


Fig. 2.

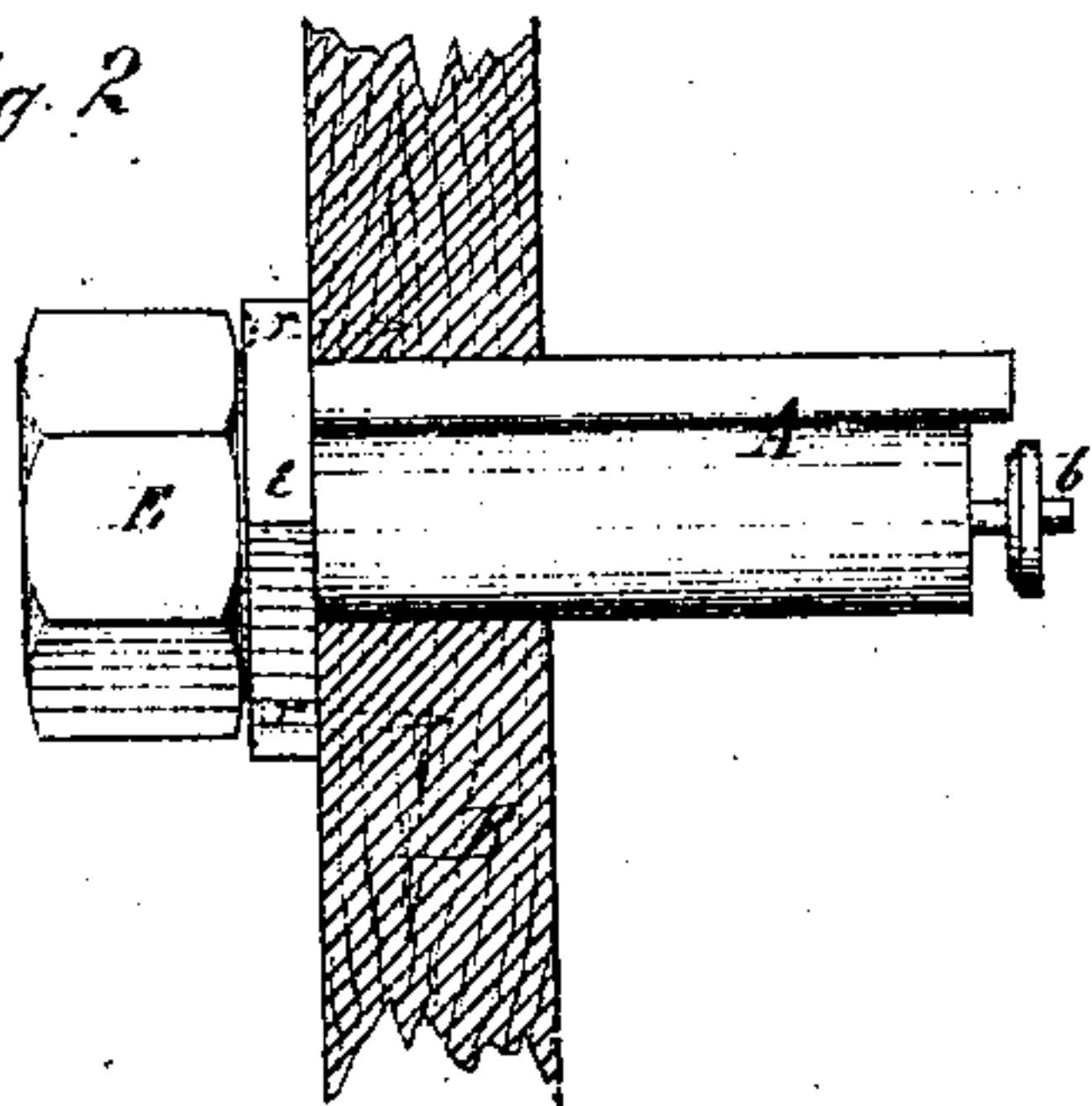
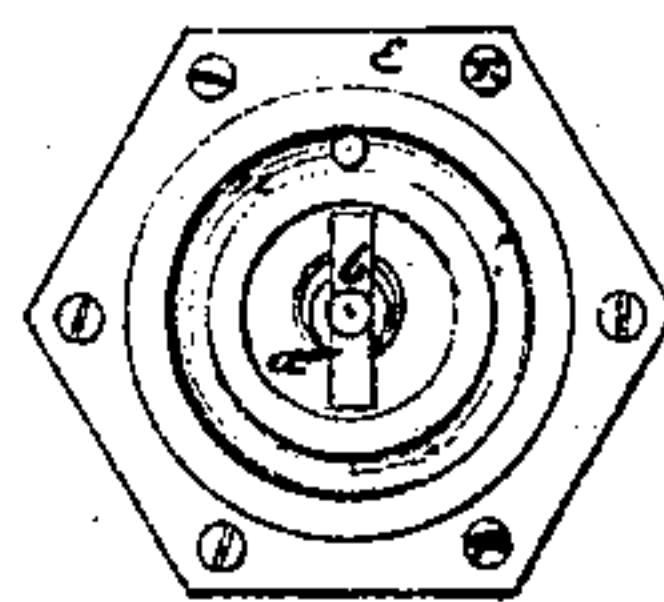


Fig. 3.



Witnesses:

H. J. Stretz
Thos. D. O. Curran

Inventor:

Alex. Putnam, Jr.

PER

Attorneys.

United States Patent Office.

ABEL PUTNAM, JR., OF SARATOGA SPRINGS, NEW YORK.

Letters Patent No. 108,824, dated November 1, 1870.

IMPROVEMENT IN FAUCETS.

The Schedule referred to in these Letters Patent and making part of the same.

To all whom it may concern:

Be it known that I, ABEL PUTNAM, Jr., of Saratoga Springs, in the county of Saratoga and State of New York, have invented a new and improved Faucet; and I do hereby declare the following to be a full, clear, and exact description of the same, reference being had to the accompanying drawing making a part of this specification, in which—

Figure 1 is a longitudinal vertical section.

Figure-2 is a side view, as adjusted for transportation.

Figure 3 is a front view, the spigot being removed.

This invention relates to that class of faucets used in connection with vessels containing beer, soda-water, and other liquids, and compressed air, carbonic-acid gas, or other expansive gas, and it particularly relates to the class of such faucets in which a plug containing a passage for the fluid, a valve to close it, and an air-vent is inserted into the barrel or vessel, and is operated in connection with a detachable spigot.

My invention consists in the means hereinafter described for readily effecting a communication between the air-vent of the plug and that of the spigot when the latter is in use, and the combination therewith of the spring-valve and other parts of the plug.

In the drawing—

A is the plug, containing an air-vent, a , and a passage, a' , for the fluid, closed by means of a spring valve, b ; this inserted into the barrel or vessel B, and fastened thereto by means of rivets or screws rr passing through a collar, e , cast on the plug and fitting tightly against the barrel or vessel. The stem of the valve extends through the whole length of the plug, and when the valve is seated projects slightly from the end thereof.

The barrel is filled by attaching the hose or filling-tube to the outer end of the plug, and screwing it on till it presses against the end of the valve-stem and

opens the valve. When the vessel is full the pressure of the liquid or gas closes the valve as soon as the hose is removed.

A cap, E, may then be screwed on, as shown in fig. 2, closing both the passages a and a' , and leaving the vessel ready for transportation. When it arrives at its destination and the liquid is to be used, the cap E is removed and a spigot, S, substituted in its place. The screwing on of the spigot opens the valve, as shown in fig. 1, and leaves the liquid under the control of the cock D.

In the face of the collar e is a groove, n , concentric with the larger passage a' of plug A.

An air-vent, a^2 , is made in the spigot, the end of which, when the spigot is screwed on, terminates in the annular groove n , so that, however the spigot may be turned, the communication between the passages a a^2 through the groove n is always open.

When the cock D is open it opens the air-vent a^2 , and when closed it closes it, so that there is no danger of the air-vent being left open thoughtlessly.

Having thus described my invention,

What I claim as new, and desire to secure by Letters Patent, is—

1. In a faucet, the combination of the annular groove n with the passages a a^2 , as and for the purpose described.

2. The plug A, having the valve b , passage a , and groove n , in combination with the spigot S, having the passage a^2 and the cock D, substantially as and for the purpose specified.

The above specification of my invention signed by me this 26th day of September, A. D. 1870.

ABEL PUTNAM, JR.

Witnesses:

SOLON C. KEMON,

THOS. D. D. OURAND.