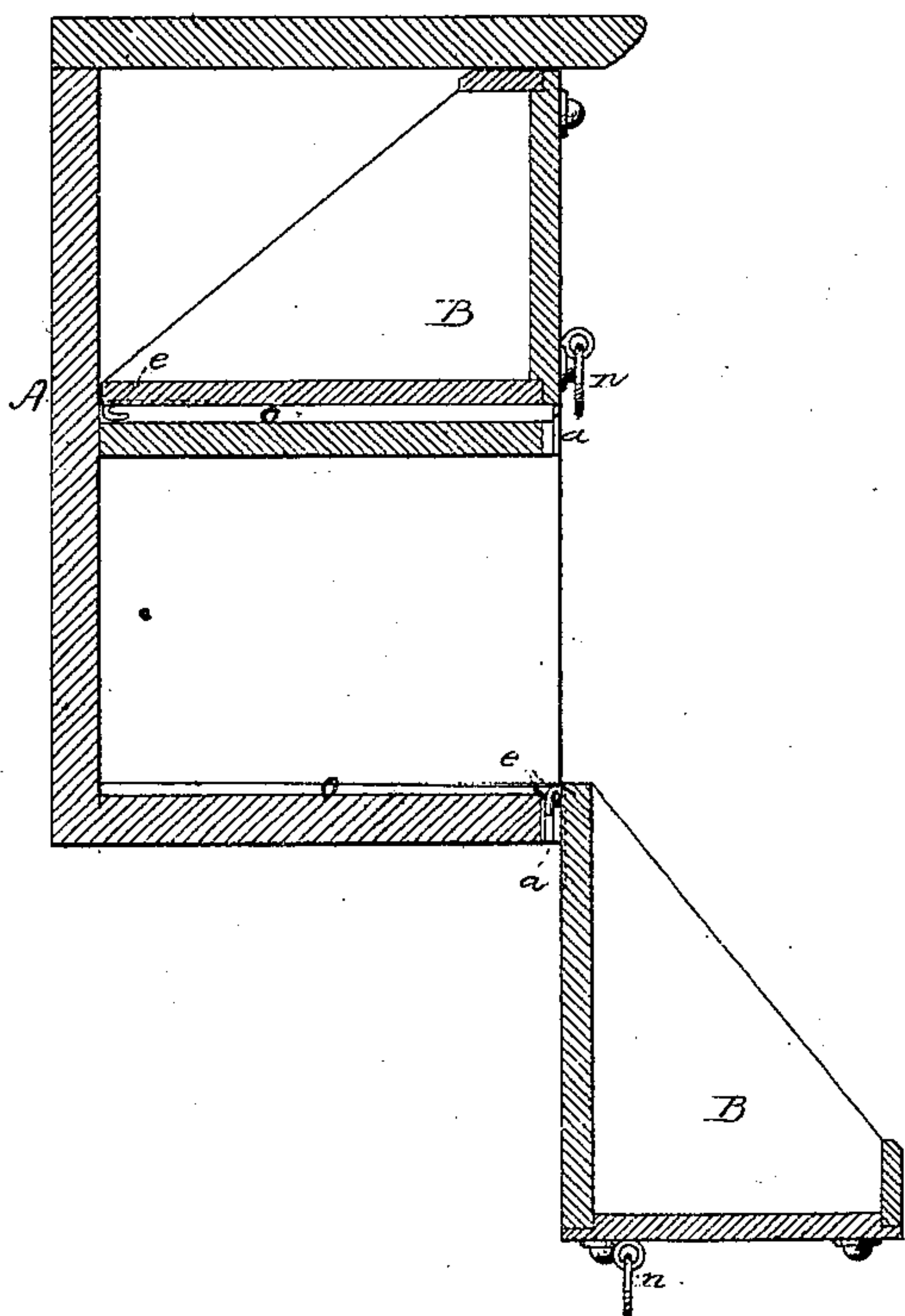


*W. L. Woods,*  
*Paper File.*

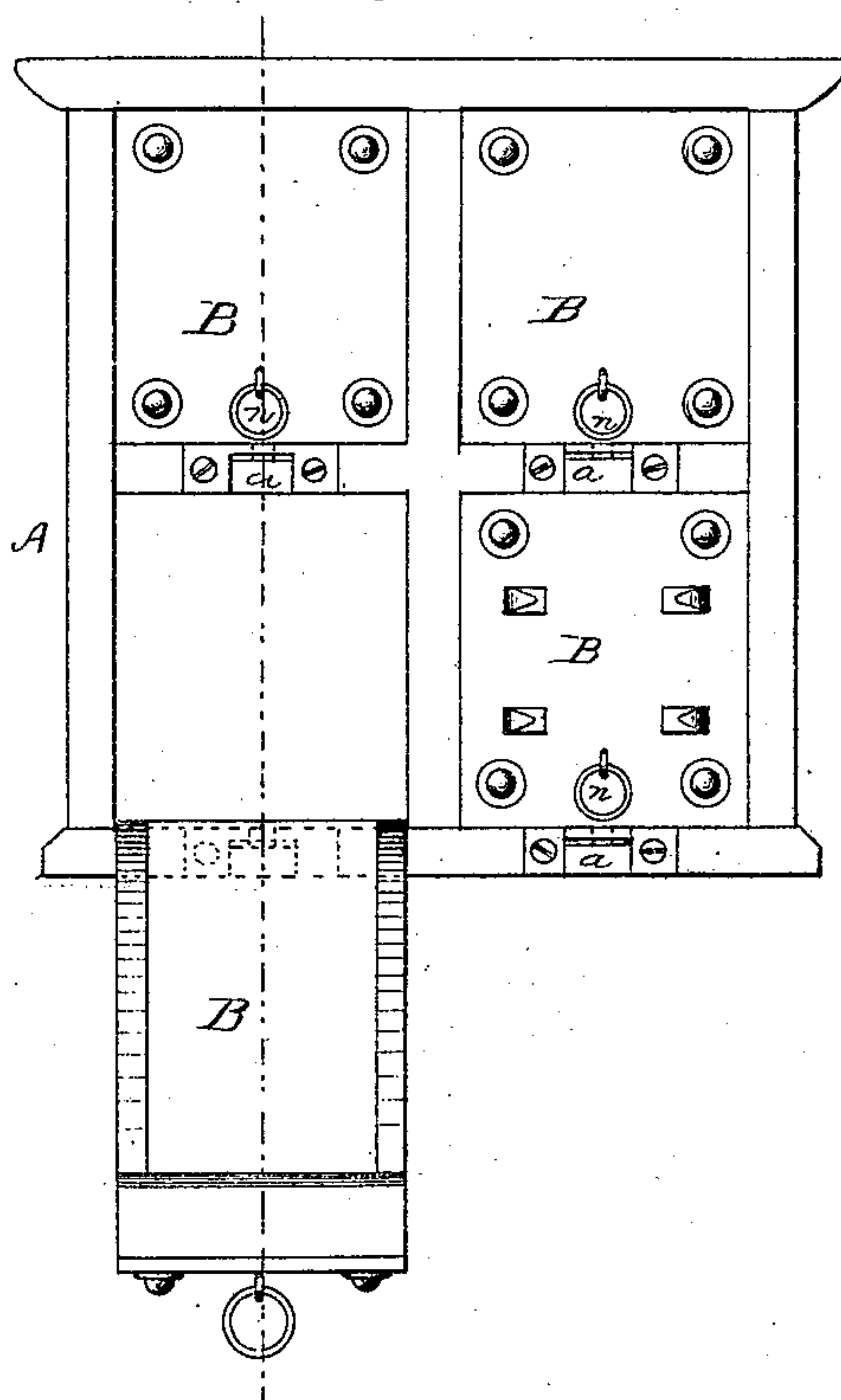
*No. 108,746.*

*Patented Oct. 25, 1870.*

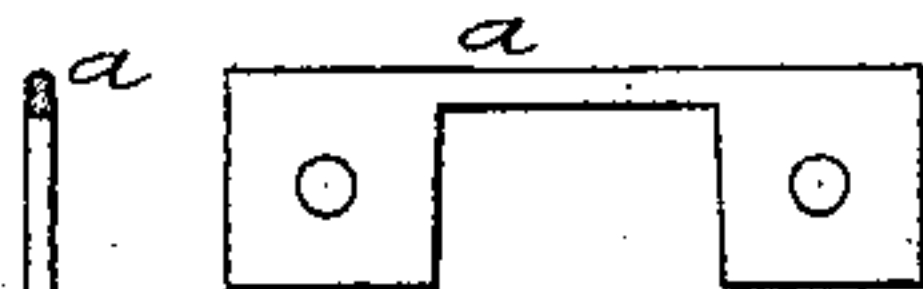
*Fig. 2.*



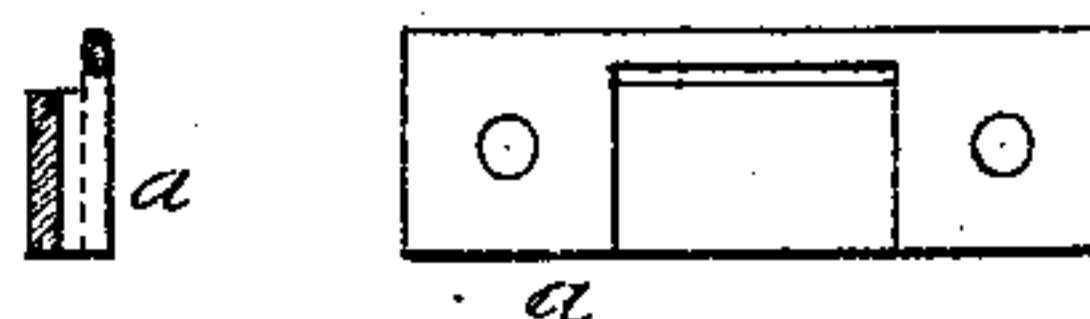
*Fig. 1.*



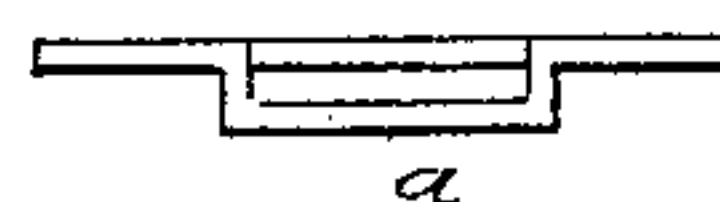
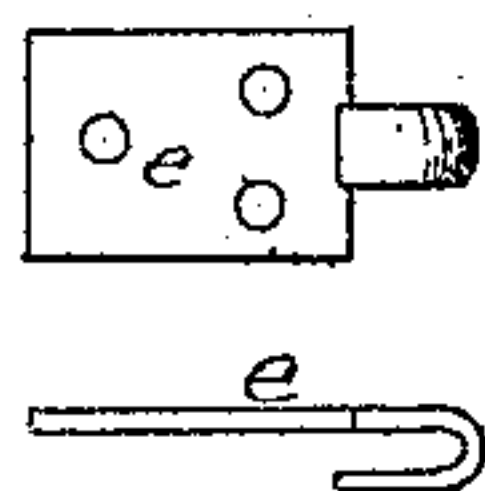
*Fig. 3.*



*Fig. 4.*



*Fig. 5.*



*Witnesses:*

*Phil. T. Dodge,*  
*Henry. A. Mygatt.*

*Inventor:*

*W. L. Woods,*  
*by Dodge & Munn*  
*attys.*

# United States Patent Office.

WILLIAM L. WOODS, OF WASHINGTON, DISTRICT OF COLUMBIA.

Letters Patent No. 108,746, dated October 25, 1870.

## IMPROVEMENT IN PAPER-FILES.

The Schedule referred to in these Letters Patent and making part of the same

*To all whom it may concern:*

Be it known that I, WILLIAM L. WOODS, of Washington, in the county of Washington and District of Columbia, have invented certain Improvements in Paper-Files, of which the following is a specification, reference being had to the accompanying drawing.

My invention relates to certain improvements in files or boxes for holding papers; and

It consists in a novel manner of guiding them when shoved in or out of a pigeon-hole or compartment of a desk, and in an improved plan of securing them to the desk when drawn out, as hereinafter more fully explained.

Figure 1 is a front view of a series of files arranged in a desk, with one drawn out.

Figure 2 is a vertical section on the line *x x* of fig. 1.

Figures 3, 4, and 5 are views of parts shown detached.

The paper-file itself consists of a triangular box, B, corresponding in size with the hole or compartment it is to occupy in the desk, as represented in figs. 1 and 2.

Across the shelf or bottom of the pigeon-hole, along its center, I cut a shallow groove, *o*, as shown in fig. 2, and to the under side of the file or box B, at its back end, I secure a hook, *e*, the form of which is shown more clearly in fig. 5, the point of the hook being turned down and fitting in the groove *o*, as represented in fig. 2. This hook *e*, the under side of which is rounded off, slides in the groove *o* as the box is shoved in or drawn out, and thus serves to guide the box and prevent it from sticking or binding.

At the outer end of this groove *o* I secure a plate, *a*, which has its center cut away so as to leave only a small cross-bar at the top, as shown in fig. 3. This cross-bar being arranged on a level with the upper side of the shelf, so that when the box is drawn out its hook *e* will catch on the cross-bar of the plate, thus permitting the box to be turned or dropped down and hang suspended by the hook on the plate, as represented in figs. 1 and 2. If preferred, the plate *a*, in-

stead of being cut away at its center, as in fig. 3, may have that portion depressed, leaving the cross-bar the same, as shown in fig. 5, this latter form making a better finish than the other. Or, instead of the hook and plate above described, the same results may be accomplished by means of a cross-bar having its ends working in grooves in the sides or partitions of the pigeon-holes, said cross-bar being provided with one or more eyes, and the file-box having corresponding hooks fitting said eyes. When the box B is drawn out, the cross-bar will slide forward in the grooves to the front of the pigeon-hole, when the box can be left suspended therefrom, as in the other case, or, if desired, it can be detached by slipping the hooks from the eyes.

The boxes B may be made of any required size, and may be provided with a ring, *n*, for drawing them out, and with points or clips for holding labels, as described in my former patents. I also propose to arrange a series of these files or boxes side by side on a shelf, without any partitions between them, and have the shelf itself draw out with the boxes on it. These files are adapted to stationary pigeon-holes and to desks with equal facility.

In case of using large or heavy boxes, I propose also to provide either them or the shelf on which they rest with friction-rollers to run upon.

Having thus described our invention,

What I claim is—

The combination of a file-box with a pigeon-hole, the said parts being provided with hooks and eyes or their equivalents, arranged as described, so that in the act of withdrawing the box from the pigeon-hole, the box shall be caught and suspended, substantially as described.

W. L. WOODS.

Witnesses:

W. O. DODGE,  
PHIL. T. DODGE.