

J. A. WHITE.
HANDLE OF TABLE KNIVES.

No. 108,740.

Patented Oct. 25, 1870.

FIG. 1.

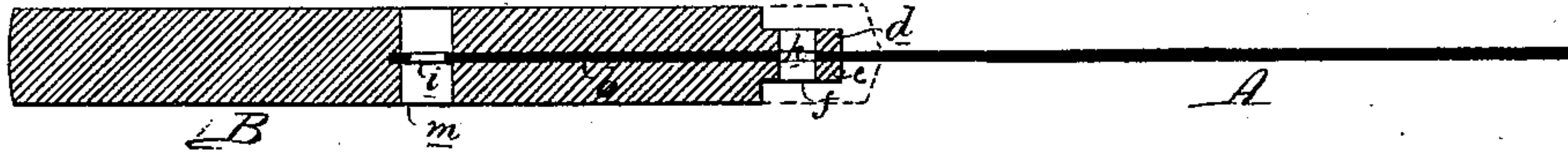


FIG. 2.

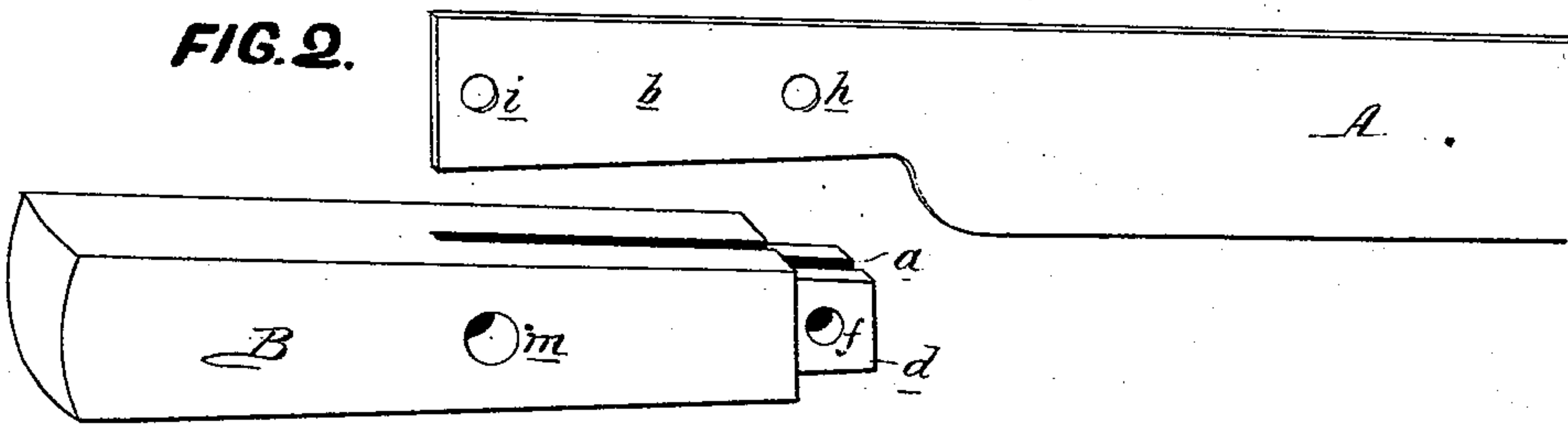


FIG. 3.

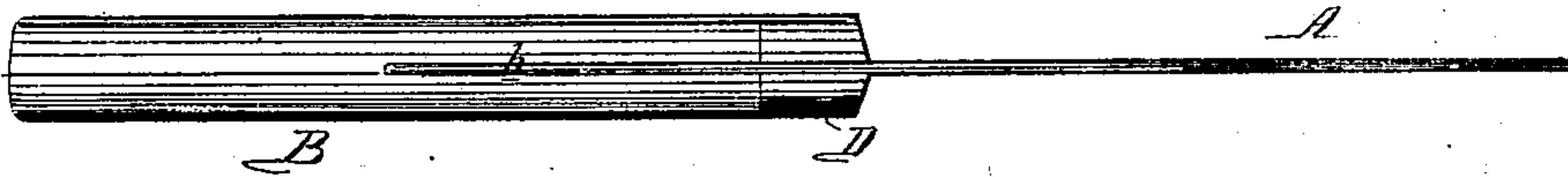


FIG. 4.

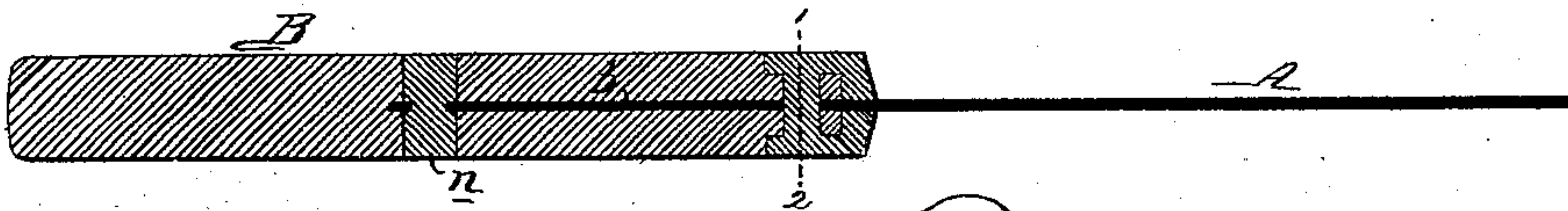


FIG. 5.

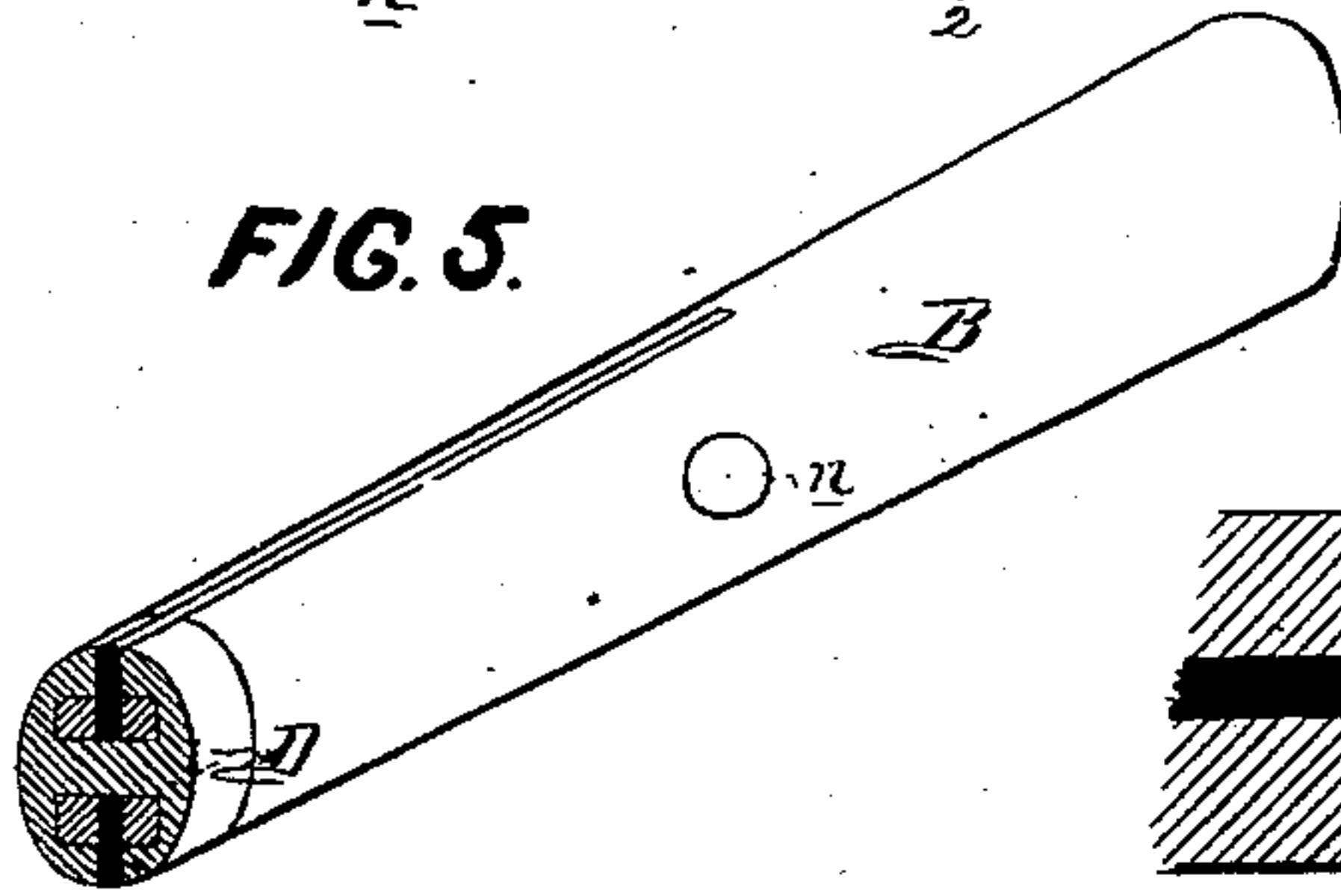
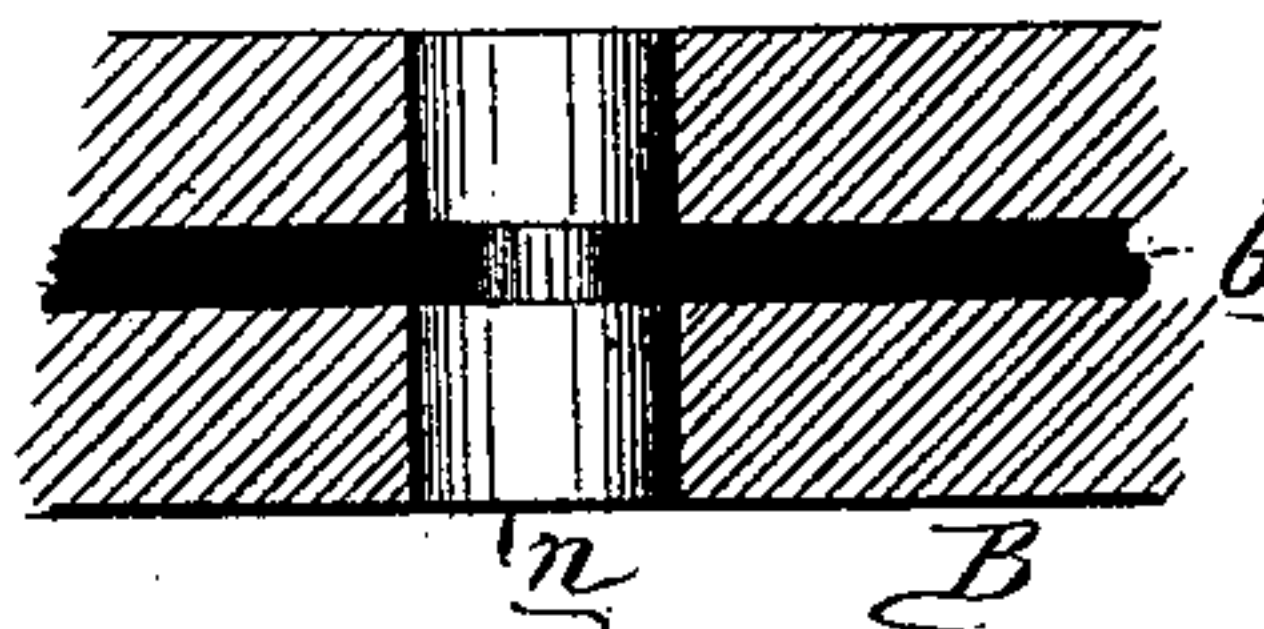


FIG. 6.



WITNESSES {

Wm. A. Steel
John Parker

John A. White
by his attys,
Hewson and son

United States Patent Office.

JOHN ALBERT WHITE, OF PHILADELPHIA, PENNSYLVANIA.

Letters Patent No. 108,740, dated October 25, 1870.

IMPROVEMENT IN HANDLES OF TABLE-KNIVES.

The Schedule referred to in these Letters Patent and making part of the same.

I, JOHN ALBERT WHITE, of Philadelphia, county of Philadelphia, State of Pennsylvania, have invented an Improvement in Table-Knives, of which the following is a specification.

Nature and Object of the Invention.

My invention consists of a table-knife, having the tang of its blade secured to the handle by a cast-metal pin run into a hole in the said tang, and into a larger hole or holes in the handle, all substantially as described hereafter, so that, while the said pin serves as a medium for securing the tang to the handle, the latter prevents the displacement of the pin.

Description of the Accompanying Drawing.

Figure 1 is a sectional view of the blade and handle as they appear prior to the completion of the knife by securing the said blade and handle together.

Figure 2, a perspective view of the blade and handle detached from each other.

Figure 3, an exterior edge view of the knife as it appears when completed.

Figure 4, a sectional view of the completed knife.

Figure 5, a sectional perspective view on the line 1 2, fig. 4.

Figure 6, an enlarged sectional view of part of the handle and tang of the blade.

General Description.

A represents the blade, and

B, the handle of the knife, the handle having a slot, *a*, for receiving the tang *b* of the blade.

The handle is reduced in size at its inner end *d*, so as to form a projection, *e*, to which is cast the bolster D, the metal of the latter passing through holes *f* in the projection *e* of the handle, and through a hole, *h*, in the tang, so that the latter is firmly secured to the handle at the inner end of the same, the tang being tightly embraced by a bolster, the exterior of which forms a continuation of the exterior of the handle.

Near the outer end of the tang is a hole, *i*, which,

when the blade has been adjusted to its place in the slot of the handle, is concentric with a larger hole, *m*, bored through the handle, across the slot *a* of the same, prior to the adjustment of the tang thereto.

When the tang is in its place, as shown in fig. 1, I pour into the hole *m* molten metal or alloy of a character usually employed in casting the bolsters of table-knives, this alloy being fusible at a low temperature, but being, when cool, as hard, or nearly as hard, as German silver, and having the appearance of that alloy.

The hole in the handle being larger than that in the tang of the blade, the metal poured into the hole will consist of a cast-metal pin, *n*, best observed in the enlarged view, fig. 6, the tang being tightly embraced by this pin round the hole *i*, so that it serves to secure the tang, while the latter prevents all lateral displacement of the pin.

A bolster may be secured to the handle and tang by a similar cast-metal pin, and, in cheap knives which have no bolsters, a cast pin of the character described may be used for securing the inner end of the handles to the tang.

By the adoption of properly constructed molds, the pin and the bolster may be cast simultaneously, or the two pins may be thus cast at one operation, if no bolster is used.

Claim.

A table-knife in which the tang is secured to the handle by cast-metal pins fitting transverse openings extending through the handle, and smaller openings in the tang, coinciding with those in the handle, substantially as set forth.

In testimony whereof, I have signed my name to this specification in the presence of two subscribing witnesses.

JOHN ALBERT WHITE.

Witnesses:

WM. A. STEEL,

F. B. RICHARDS.