

W. Armstrong,

Lubricator for Bolt Cutters.

No. 108673.

Patented Oct. 25. 1870.

Fig. 1

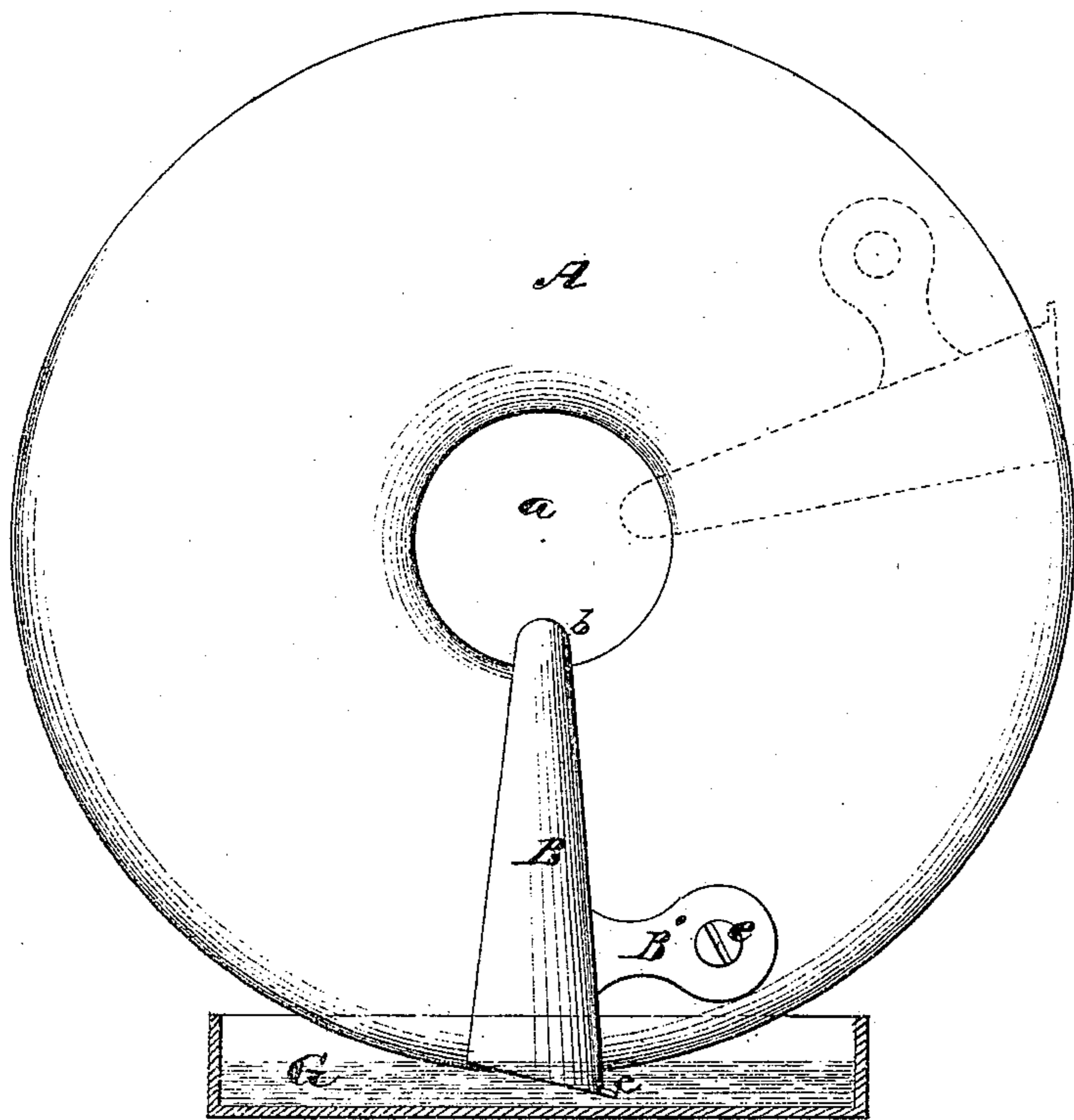


Fig. 2

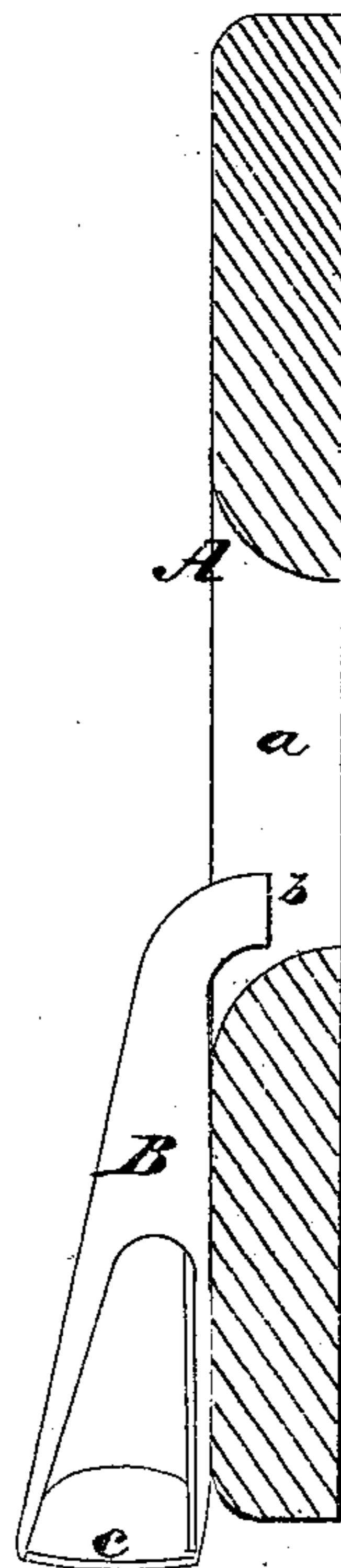
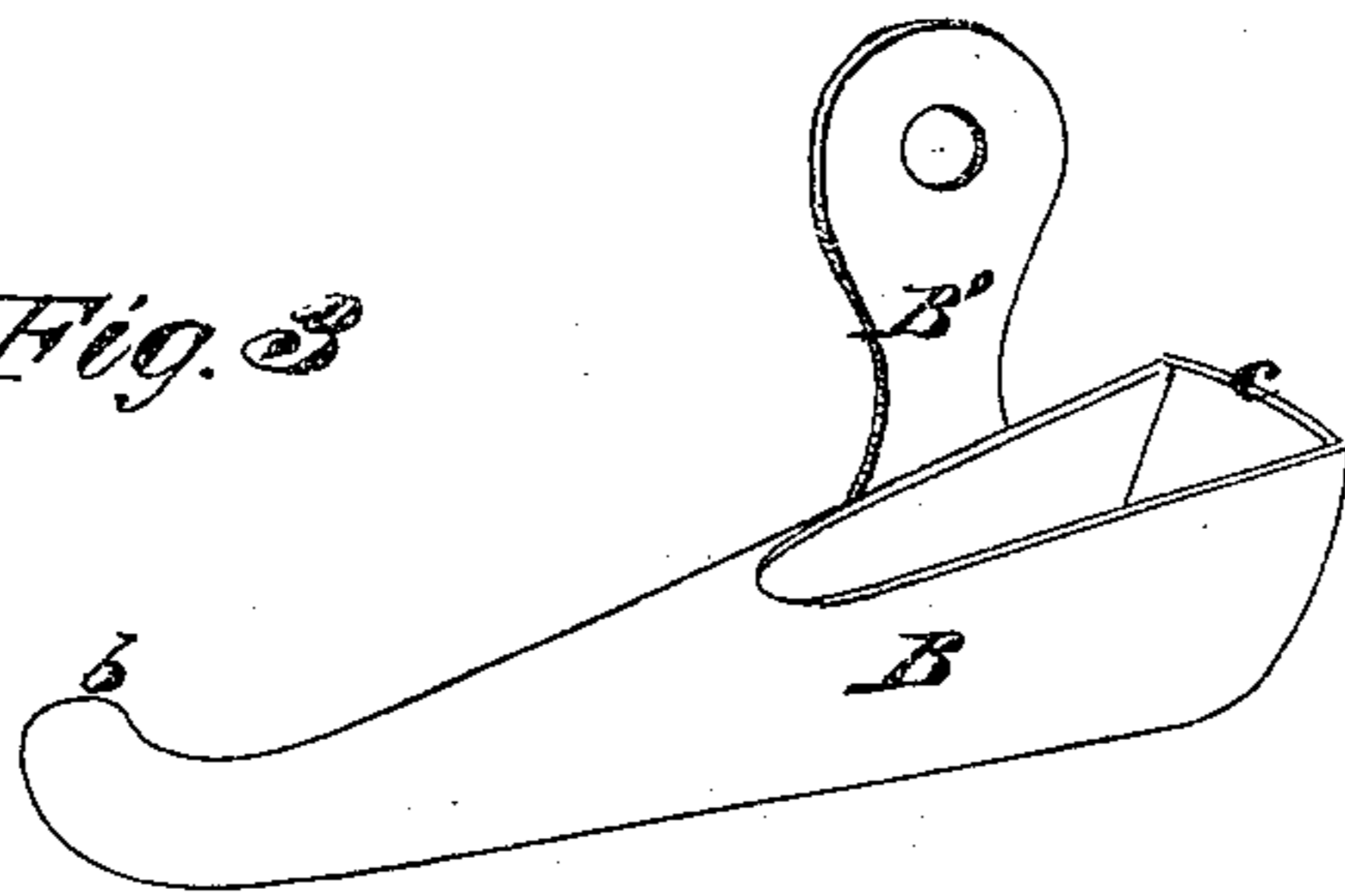


Fig. 3



Witnesses.
R. J. Campbell
& M. Campbell

Inventor
William Armstrong
by his atty
Mason Hewick Moore

United States Patent Office.

WILLIAM ARMSTRONG, OF KENT, OHIO, ASSIGNOR TO HIMSELF AND
EZRA MILLER, OF NEW YORK CITY.

Letters Patent No. 108,673, dated October 25, 1870.

IMPROVEMENT IN LUBRICATING DEVICES FOR BOLT-THREADING MACHINES.

The Schedule referred to in these Letters Patent and making part of the same.

To all whom it may concern:

Be it known that I, WILLIAM ARMSTRONG, of Kent, in the county of Portage and State of Ohio, have invented a Self-Oiling Device for Bolt-cutting Machines; and I do hereby declare that the following is a full, clear, and exact description thereof, reference being had to the accompanying drawing making part of this specification, in which—

Figure 1 is a front view of a cutter-carrying head, having the oiling device applied to it.

Figure 2 is a section, taken diametrically through the cutter-carrying head with the oiling device applied to it.

Figure 3 is a perspective view of the oiling device.

Similar letters of reference indicate corresponding parts in the three figures.

The object of this invention is to apply an adjustable funnel to the face of the cutter-carrying head of a bolt-cutting machine in such manner that at every revolution of said head a given quantity of oil will be dipped from an oil-reservoir below, and elevated and poured upon the bolt at the point where it is being cut, as will be hereinafter explained.

The following description will enable others skilled in the art to understand my invention.

The circular head A, shown in fig. 1, is intended to represent the cutter-carrying head of a bolt-cutting machine, to which head the cutters, which are not shown in the drawing, may be applied in the usual well-known manner, so that the bolts are cut at the center of the central opening *a*.

On one side of this head a cup, B, is applied by means of a pivot or set-screw, *e*, passed through an arm, B', into the head, and set up sufficiently tight to prevent the cup from slipping out of the desired position.

This cup is of a tapering form, its smallest end or discharging-nozzle being curved into the central opening *a*, so as to deliver the oil at the proper point on the bolt, which is being cut in the center of this opening *a*.

The largest end of the cup has a dipping-lip, *c*, and also an opening for allowing the oil dipped up to flow into the cup.

The cup is adjusted for operation, so that its lip *c* will dip, more or less deep, into a reservoir, G, of oil, which is arranged in any convenient manner beneath the head A.

By adjusting the cup about its pivot *e*, any desired quantity of oil can be dipped from the reservoir at each revolution of the cutter-carrying head.

It will be seen from the above description that as the cup B sweeps through the oil-reservoir, it will take up a given quantity of the oil contained therein, and as the cup is carried toward the highest point of its revolution, the oil will run toward the center of the head A, and be delivered from the nozzle *b* upon the bolt which is being cut. Thus, a fresh supply of pure oil will be elevated at every revolution of the head, and the quantity elevated can be regulated at pleasure.

Having described my invention,

What I claim as new, and desire to secure by Letters Patent, is—

The adjustable oil-feeder B, applied to the cutter-carrying head of a bolt-cutting machine, to operate substantially as described.

WILLIAM ARMSTRONG.

Witnesses:

ADAM W. BAIR,
D. W. BARRINGER.