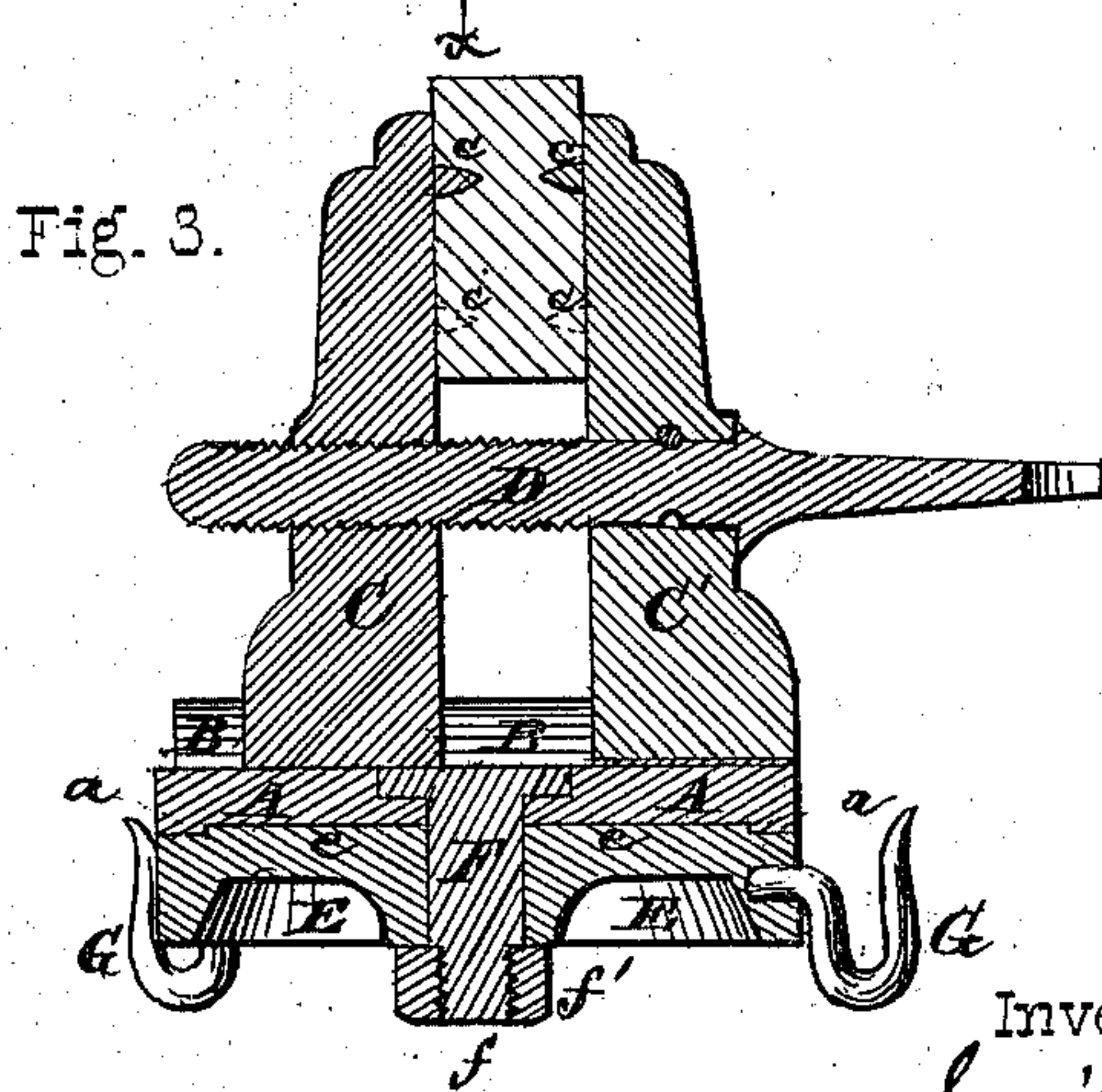
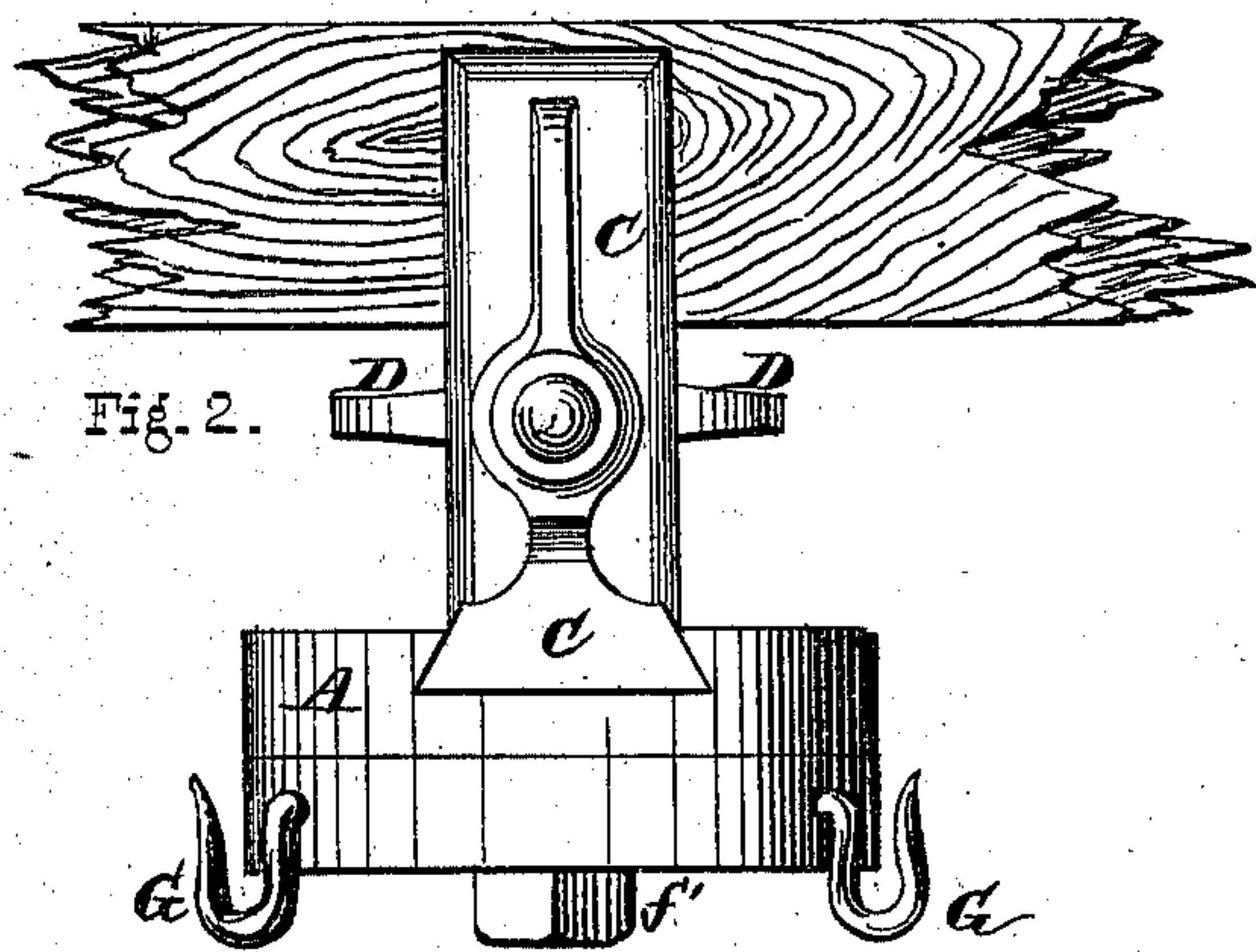
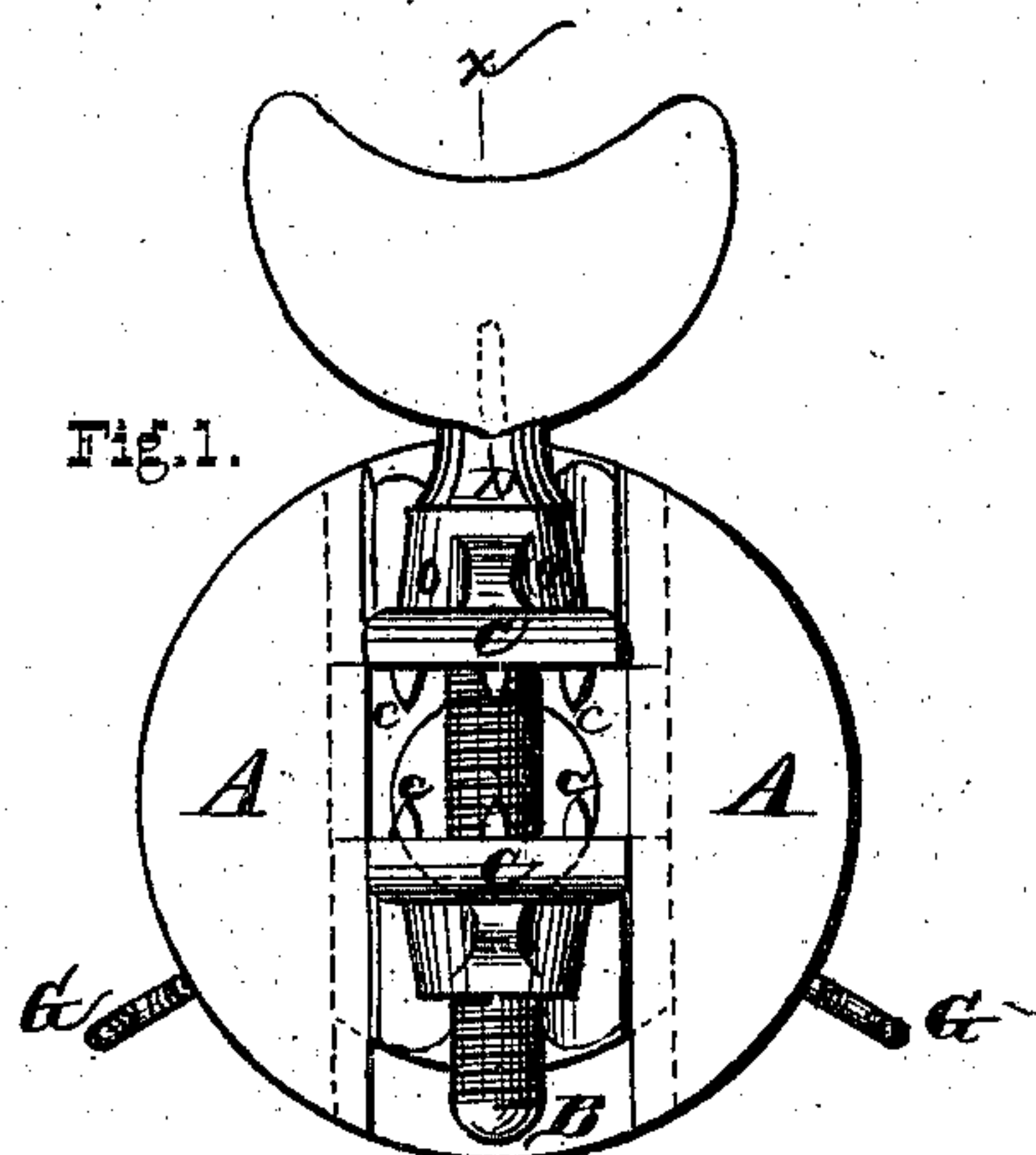


*S. Weaver,*

*Meat Hook.*

*No. 107,839.*

*Patented Sept. 27, 1870.*



Witnesses.

*A. S. Allen*  
*C. H. Poole*

Inventor.

*Sam'l Weaver*  
*by Prindle and Hoyer*  
Attys.



# United States Patent Office.

SAMUEL WEAVER, OF POTTSTOWN, PENNSYLVANIA.

Letters Patent No. 107,839, dated September 27, 1870.

## IMPROVEMENT IN MEAT-HOOKS.

The Schedule referred to in these Letters Patent and making part of the same

*To all whom it may concern:*

Be it known that I, SAMUEL WEAVER, of Pottstown, in the county of Montgomery and in the State of Pennsylvania, have invented certain new and useful Improvements in Meat-Hooks; and do hereby declare that the following is a full, clear, and exact description thereof, reference being had to the accompanying drawing making a part of this specification, in which—

Figure 1 is a plan view of the upper side of my device;

Figure 2 is a side elevation of the same as applied to a floor-joist; and

Figure 3 is a vertical central section on the line *x x* of fig. 2.

Letters of like name and kind refer to like parts in each of the figures.

The object of my invention is to furnish a meat-hook capable of ready attachment to or removal from floor-joists, rafters, &c.; and

It consists in the peculiar construction and arrangement of the various parts of the device, whereby this result is obtained, substantially as hereinafter set forth.

In the annexed drawing—

A represents a circular metal plate or disk, provided upon or within its inner face with a groove, B, passing from side to side across its center, and having a wedge or dovetail shape vertically.

Fitted to or within the groove B are the lower ends of two jaws, C, which from thence extend upward in parallel lines, and are provided upon their contiguous faces with serrations or projecting points, *c*, one of said jaws, C', being firmly secured in position, while the other jaw, C, slides freely within said slot.

A screw, D, journaled within one of the jaws C', and fitted into a nut within the opposite jaw C, furnishes a means whereby the same may be moved apart or drawn together, as occasion requires.

The lower side of the disk A is recessed, *a*, to a slight depth, so as to receive and contain a corres-

ponding boss, *e*, projecting upward from the face of a second disk, E, which disk corresponds in exterior size and shape with said disk A, and is secured loosely thereto by means of a bolt, F, passing downward through both parts, and provided upon its lower end with a screw, *f*, and nut, *f'*, and upon its upper end with a head, F', which fits into a recess within the bottom of the groove B.

One or more hooks, G, secured to or within the periphery of the disk E, complete the device, the operation of which is as follows:

The jaws are separated until they will pass over a joist or other timber, to which the device is to be attached, and are then drawn together by means of the screw, until the serrations or points, upon their inner faces are imbedded within the wood, and said faces have a firm bearing upon the same. The hooks may now be used for suspending meat or other articles, and, as the lower disk revolves freely, said hooks and their contents may be readily turned, as occasion may require. When not needed for use, or required in another place, the device may be readily released by a few turns of the screw.

The especial advantages possessed by this device consists in the ease with which it may be secured in or removed from position; in its efficiency, and in the simplicity of its construction and comparatively small cost.

Having thus fully set forth the nature and merits of my invention,

What I claim as new is—

The hereinbefore-described meat-hook, consisting of the disks A and E, the jaws C and C', the screws D and F, and the hooks G, constructed and arranged substantially as and for the purpose shown.

In testimony that I claim the foregoing, I have hereunto set my hand this 9th day of September, 1870.

Witnesses:

SAMUEL WEAVER.

GEO. VAN BUSKIRK,  
JNO. S. WEILER.