

W. A. Wicks,

Collar Button.

No 107,744.

Patented Sept. 27, 1870.

Fig. 1.

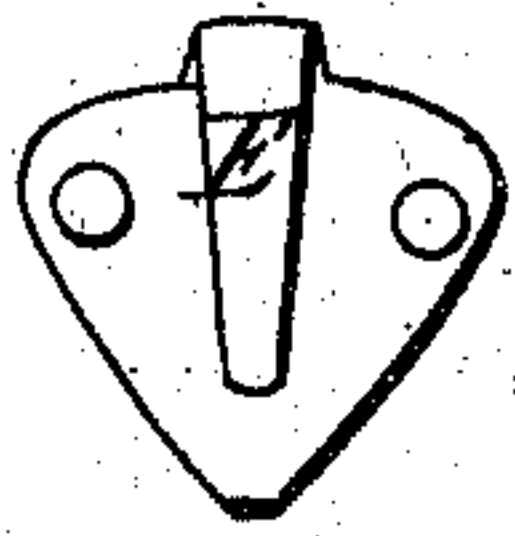


Fig. 2.

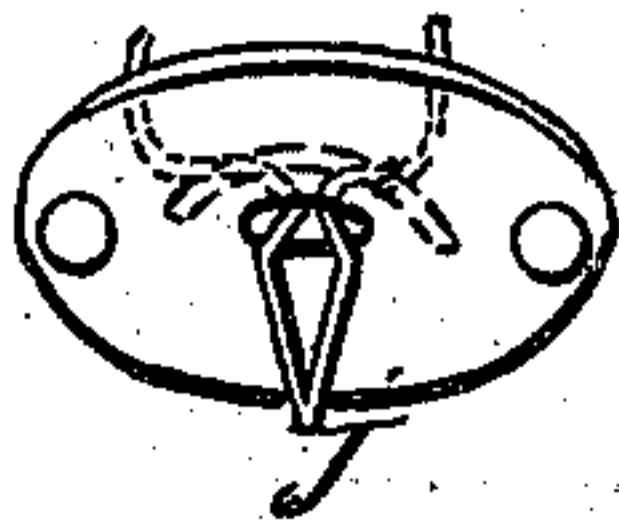


Fig. 3.




Fig. 4.

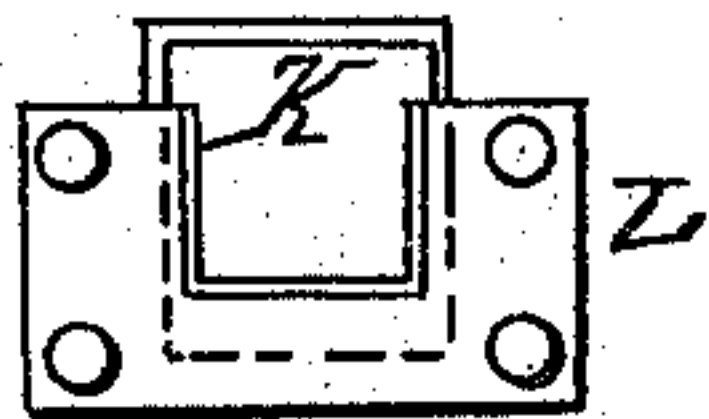
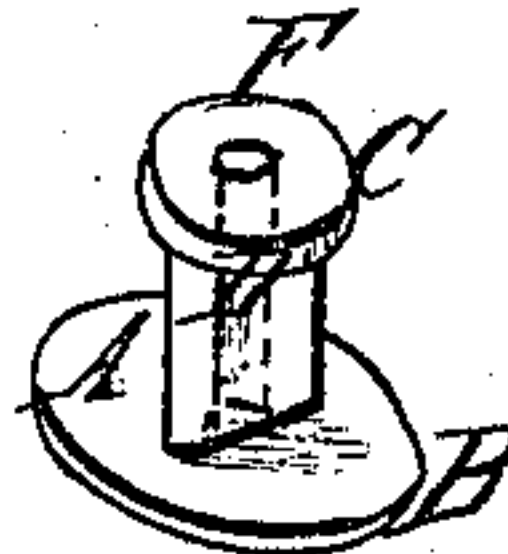


Fig. 5.



Witnesses

G. S. Coleman,
Edw. F. Brown.

Inventor.

William A. Wicks.

By his Atty.

J. F. Bergart.

United States Patent Office.

WILLIAM A. WICKS, OF BALTIMORE, MARYLAND.

Letters Patent No. 107,744, dated September 27, 1870.

IMPROVEMENT IN FASTENINGS FOR NECK-TIES.

The Schedule referred to in these Letters Patent and making part of the same

To all whom it may concern:

Be it known that I, WILLIAM A. WICKS, of the city of Baltimore, county of Baltimore and State of Maryland, have invented an improved Shirt-stud and Fastening for Neck-tie; and I do hereby declare the following to be an exact description thereof, reference being had to the accompanying drawing and to the letters of reference marked thereon making part of this specification, in which—

Figure 1 represents the hook, attached to a circular or angular plate, that is perforated so as to be sewed fast to an ordinary bow or loop of a neck-tie.

Figure 2 represents the spring catch, that is V-shaped, and on which shoulders are formed. This spring catch is also attached to a circular or angular plate of metal, (or of any other material,) being also perforated, so as to be sewed fast to any ordinary loop of a neck-tie.

Figure 3 represents the oval-holder, or oblong perforated plate, with an oval aperture in the center, having a bar at the back side, and a projecting pin in its center. This is, likewise, intended to be sewed onto the loop or bow of an ordinary neck-tie.

Figure 4 represents an oblong perforated plate, with a square recess in the center. This plate is also intended to be sewed onto an ordinary loop or bow of a necktie.

Figure 5 represents the shirt-stud or fastening for neck-tie. It has a flat, hollow center, A, with an oval plate, B, on one end, and a circular hollow head, C, on the opposite end, having an aperture through the center.

The nature of my invention consists in the shape and construction of the shirt-stud, fig. 5, for the purpose of being worn in the shirt-bosom as a button or stud, or when required to be used as a fastening for a neck-tie or scarf.

A represents the flat center piece of the stud, that is formed of a double plate, so as to be hollow.

B is an oval plate, at the one end of the center

piece A, that serves as a button for a shirt-collar or bosom by being inserted through the holes of the collar-band or bosom.

On the opposite end of the center piece A is a circular hollow head, C, with a slot, D, at the side, and passing through it, for the purpose of receiving and holding a neck-tie by the hook E, as shown at fig. 1.

This shirt-stud is tubular or hollow throughout its whole length, the aperture F being in the center of the oval plate B, center piece A, and hollow head C, and either end of the stud can be used as a button for the collar or bosom, so that, when the shirt-collar is buttoned with the round head C, the oval plate on the outside is connected with the oblong plate of fig. 3 by being passed upon the projecting pin G, and through the oval aperture H, and the neck-tie being turned half around, it is fastened and securely held by the oval plate B; or the spring catch J, of fig. 2, may be inserted into the aperture F of the stud, and the neck-tie is secured by the shoulders of the spring expanding on the inside of the stud.

If the oval plate B of the stud is inserted through the button-holes of the shirt-collar to button the shirt, and the round head C be on the outside, then the hook E, of fig. 1, is inserted into the slot D of the head to secure the neck-tie; or the recess K, of the plate L, of fig. 4, may be fitted upon the round head C, and thus the neck-tie is, likewise, secured to the stud.

What I claim as my invention, and desire to secure by Letters Patent, is—

The tubular stud or hollow shirt-button, with its center piece A, oval plate B, hollow head C, slot D, and aperture F, for the purpose of fastening a neck-tie by means of the connecting devices in figs. Nos. 1, 2, 3, and 4, as herein described and set forth.

WM. A. WICKS.

Witnesses:

J. FRANKLIN REIGART,
EDM. F. BROWN.