
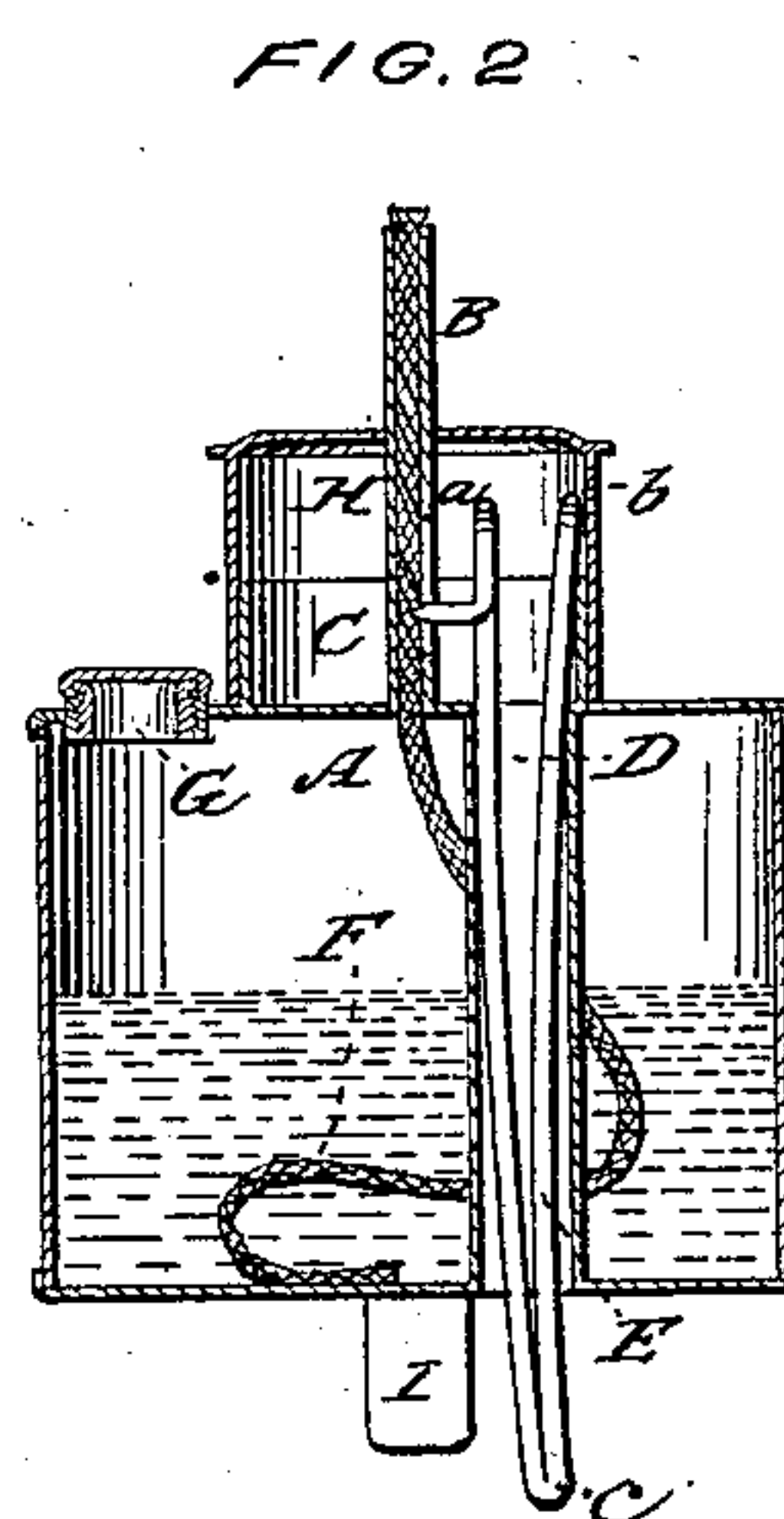
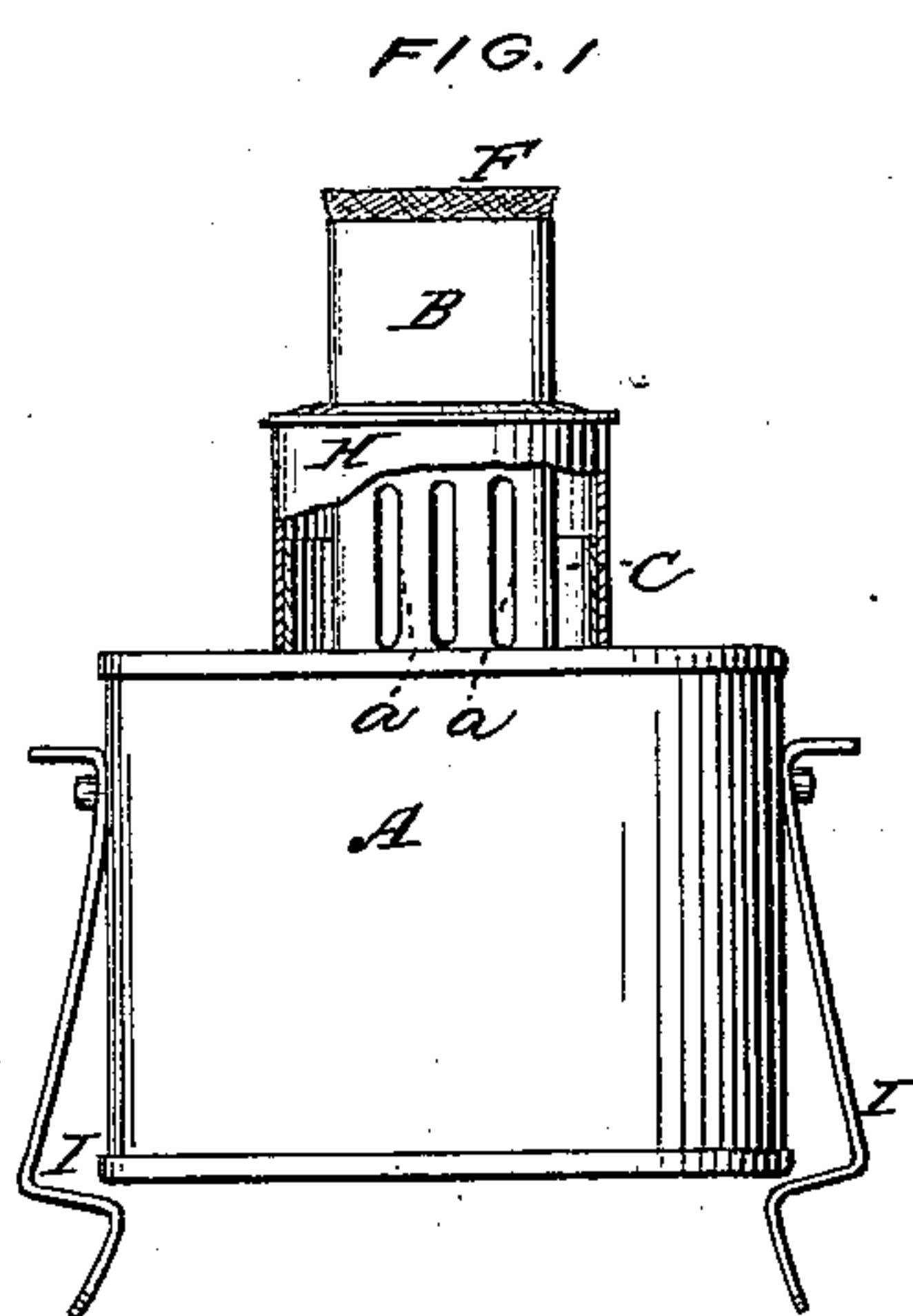


L. W. LEARY.
Wick Raiser.

No. 107,617.

Patented Sept. 20, 1870.



WITNESSES:

Fred. Haynes
J. M. Coombs

INVENTOR:

Lemuel W. Leary
per Brown & Coombs
Attorneys

United States Patent Office.

LEMUEL W. LEARY, OF NORFOLK, VIRGINIA.

Letters Patent No. 107,617, dated September 20, 1870.

IMPROVEMENT IN LAMP-WICK REGULATORS.

The Schedule referred to in these Letters Patent and making part of the same.

To all whom it may concern:

Be it known that I, LEMUEL W. LEARY, of the city and county of Norfolk, in the State of Virginia, have invented a new and improved Lamp-Wick Regulator; and I do hereby declare that the following is a full, clear, and exact description thereof, reference being had to the accompanying drawing forming a part of this specification.

This invention relates to a wick-regulator, designed principally for the lamps of lanterns whereby the wick is regulated in a positive and expeditious manner, without removing the lamp from the lantern.

It consists in a spring catch arranged in a vertical tube, which extends through the lamp, said catch having teeth in its upper portion to bite and hold the wick through slots in the wick-tube, and the lower end of the catch extending beyond the bottom of the lamp to form a handle, whereby the regulator may be operated.

In the accompanying drawing—

Figure 1 is a partly sectional side view of a lantern-lamp, constructed according to my invention;

Figure 2 is a central vertical section of the same; and

Figure 3 is a perspective view of the regulator, detached from the lamp.

Similar letters of reference indicate corresponding parts in the several figures.

To enable others skilled in the art to make and use my invention, I will proceed to describe its construction and operation with reference to the drawing.

A is the lamp.

B, the wick-tube thereof, in the portion of which tube, next the lamp, are vertical slots *a a*.

Attached to the top of the lamp, surrounding the wick-tube, is a cylindrical cup, C, which catches any oil that may run from the wick through the said slots *a a* in the wick tube, and prevents it running over the lamp.

This cup is provided with a cap, H, in the top of which is a slot through which the wick-tube extends.

Extending vertically from the cup C, through the lamp, is a tube, D, which receives the regulator E. This regulator consists of a piece of wire, of any suit-

able metal, bent double at *b*, so that its ends approach or touch each other, and then, at a sufficient distance to allow it to project from the bottom of the lamp, it is bent in a plane at right angles to the plane of the former bend, to form a spring, as shown at *c*.

The ends extend above the top of the lamp, and are sharpened and bent to form teeth *ee*, which engage with the wick F through the slots *a a* in the wick-tube.

The regulator is inserted into the tube through the cup C, after its cap has been removed, by springing its upper ends together and pushing it down till its teeth come opposite the lower ends of the slots *a a* in the wick-tube, when, if the ends are let go, the teeth will be sprung into the wick, and the other end will bear against the back of the tube, when the wick may be regulated as described.

G is an opening, through which the lamp is filled.

I I are spring catches, by which the lamp is secured in the lantern.

As soon as the wick is burned, so that it can be no more regulated by the regulator in its present position, the cap H is removed from the cup C, and the upper portions of the regulator are pressed together by the finger and thumb, so that the teeth are withdrawn from the wick; the regulator is then pushed down till the teeth are opposite the bottom of the slots, when it is let go and sprung into the wick, as before described.

The principal advantages of this regulator are that it is of simple and cheap construction, and is not liable to get out of order.

One great advantage it possesses over the ordinary regulator is that it is operative while the lamp is in the lantern.

What I claim as my invention, and desire to secure by Letters Patent, is—

The regulator E, in combination with the lamp, the slotted wick-tube B, cup C, and tube D, substantially as and for the purpose herein set forth.

LEMUEL W. LEARY.

Witnesses:

C. B. LANGLEY,
JESSE WAITS.