


*G. H. Spencer,*

*Finger Guard.*

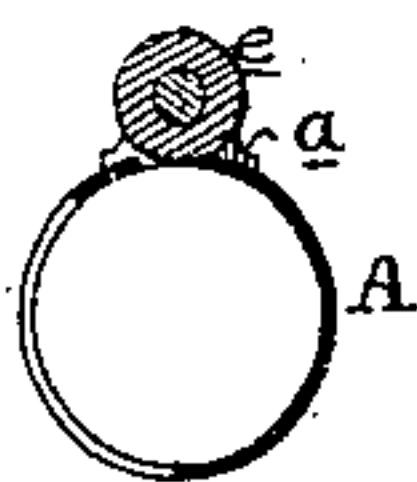
*No. 107,420.*

*Patented Sept. 13. 1870.*

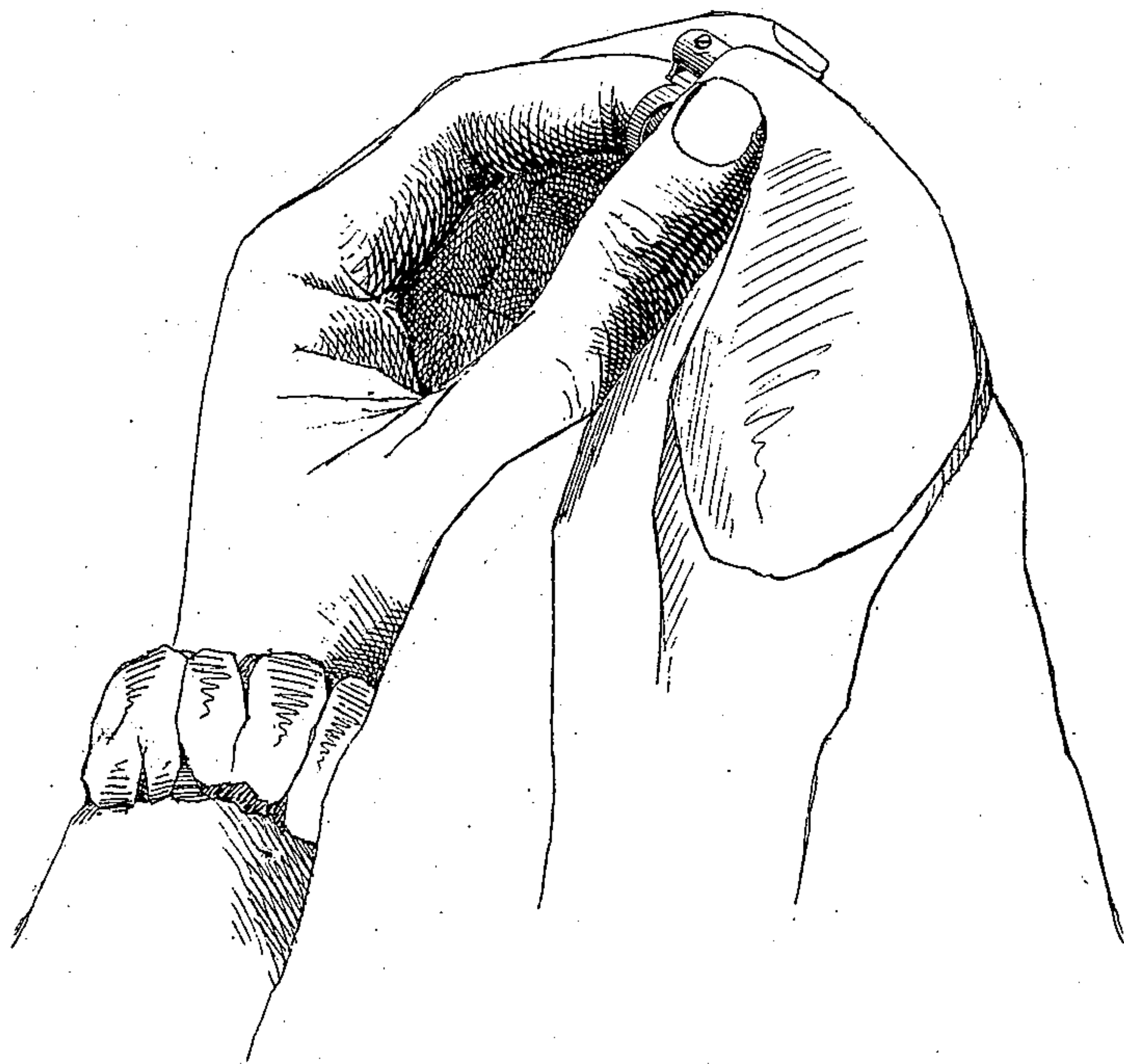
*Fig. 2.*



*Fig. 1.*



*Fig. 3.*



*Witnesses;*  
*Albert H. Norris.*  
*B. Severson*

*George H. Spencer*  
*Inventor;*

*By his attys.*  
*Howson & Son*

# United States Patent Office.

GEORGE H. SPENCER, OF CLEVELAND, OHIO, ASSIGNOR TO HIMSELF  
AND JOSHUA B. GLENN, OF SAME PLACE.

Letters Patent No. 107,420, dated September 13, 1870.

## IMPROVEMENT IN FINGER-GUARDS.

The Schedule referred to in these Letters Patent and making part of the same.

I, GEORGE H. SPENCER, of Cleveland, county of Cuyahoga, State of Ohio, have invented an Improved Finger-Guard, of which the following is a specification.

### *Nature and Object of the Invention.*

My invention consists of a metal tube or socket, which may be readily secured to the forefinger of the left hand, and on which a roller is so arranged as to afford a rest for a piece of fabric to be sewed; the said tube, with its roller, preventing the finger of the operator from being punctured by the needle or abraded by the thread or fabric.

### *Description of the Accompanying Drawing.*

Figure 1 is a transverse section of my improved finger-guard.

Figure 2, a side view.

Figure 3, a view showing the manner in which the guard is used.

### *General Description.*

A is a cylindrical or slightly-tapering tube or socket, on the outside of which, near the opposite ends, are two projections, *a a*, and between these projections turns a roller, *e*, in the face of which is a series of annular grooves, as shown in fig. 2.

In sewing fabrics by hand it is necessary to pass the needle through the fabric and between the latter and the forefinger of the left hand, on which the fabric rests, while after each stitch the fabric is fed forward, over and round the finger, by the movements of the thumb and second finger.

The friction of the fabric and of the needle-thread abrade the finger, and the point of the needle frequently penetrates it, making the skin rough and unsightly, and sometimes causing the operator considerable pain.

The device above described is secured to the fin-

ger by passing the latter into the tube or socket, which is turned to such a position, that the thumb can bear upon the roller *e*; the fabric is then passed over this roller, and between it and the thumb, and is sewed in the same manner as if it rested on the finger, which is thus effectually protected, while by a slight movement of the thumb, imparting an intermittent rotary motion to the roller, the operator is enabled to feed forward the fabric more readily and with greater rapidity than when it rests upon the finger in the usual manner.

The corrugations in the roller enable the point of the needle to penetrate the fabric without striking the roller, but they may be dispensed with if desired.

If desired, the tube or socket may be split at one side, so as to be fitted more readily to the finger.

One side of the tube A may be cut away, to form an opening, *x*, so as to permit the thumb to come in contact with the finger, and preserve the sense of touch, thus enabling the operator to ascertain by the feeling the position of the fabric, or to pick up and retain small articles between the thumb and finger, without removing the guard.

### *Claims.*

1. The tube or socket, A, provided with a roller, arranged substantially as and for the purpose set forth.

2. The said roller arranged on the tube or socket, A, and corrugated, as set forth.

In testimony whereof I have signed my name to this specification in the presence of two subscribing witnesses.

GEORGE H. SPENCER.

Witnesses:

CHARLES E. FOSTER,  
T. C. CONNOLLY.