

C.C. Post,
Sap Bucket.
No. 107,407. *Patented Sept. 13. 1870.*

Fig. 1.

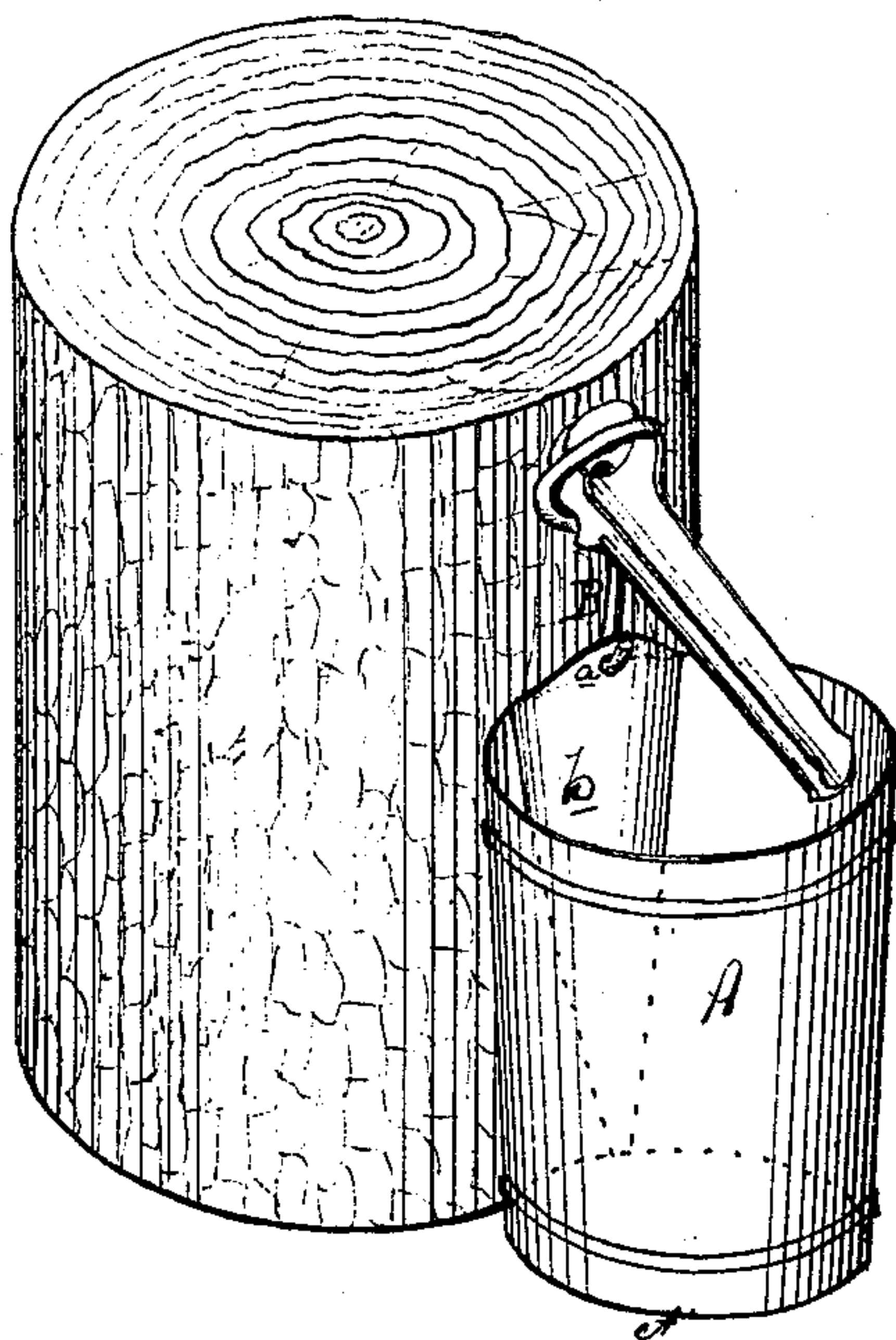


Fig. 2.

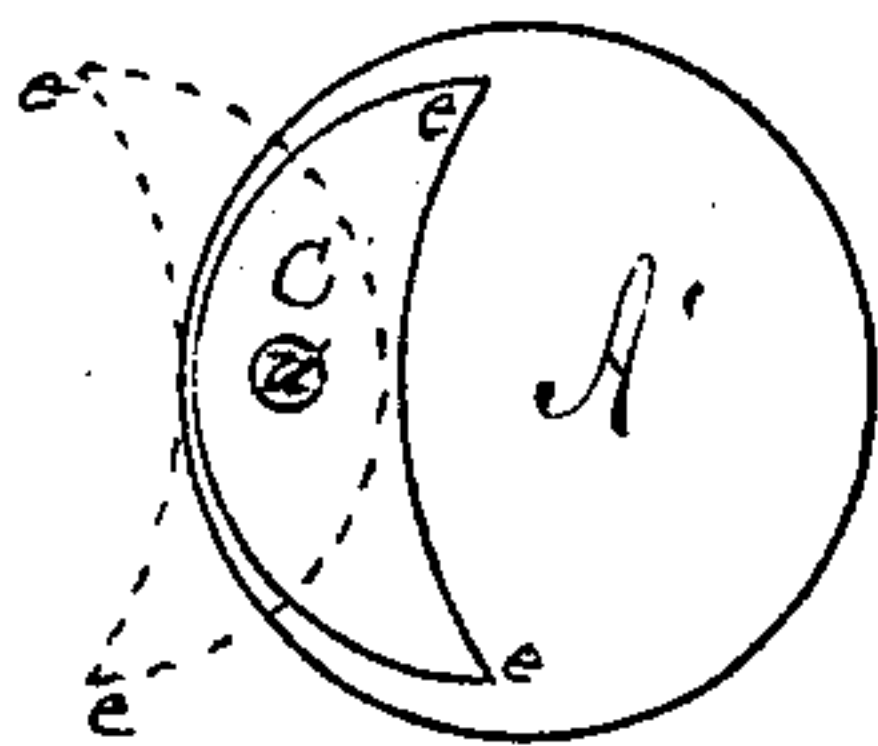


Fig. 4.

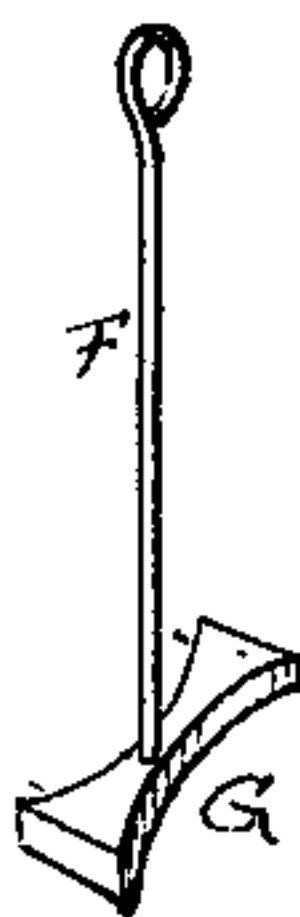
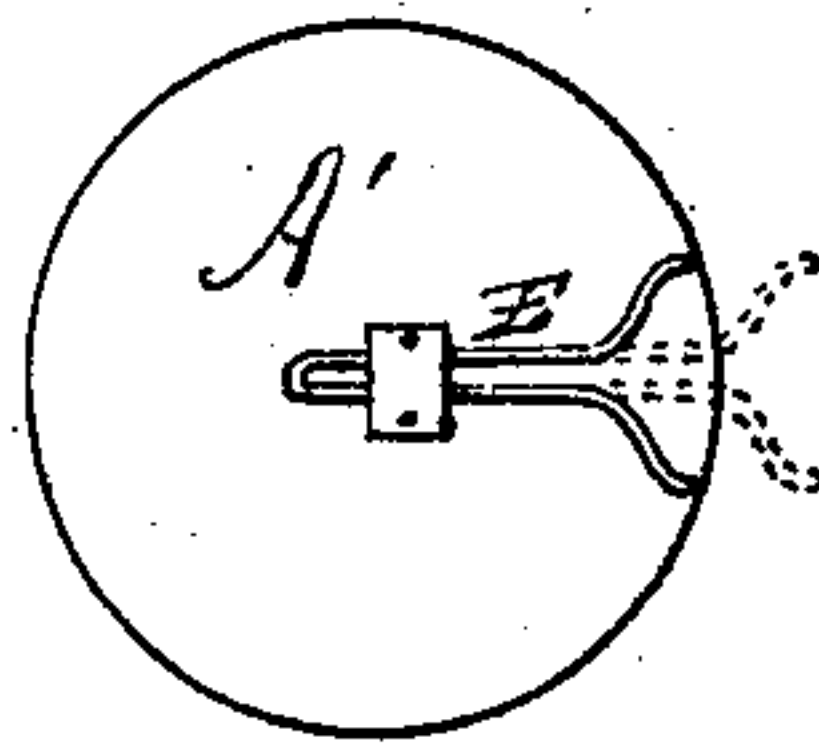


Fig. 3.



Witnesses
Edm. F. Brown.
J. B. Woodruff

Inventor.
Charles C. Post

United States Patent Office.

CHARLES C. POST, OF HINESBURG, VERMONT.

Letters Patent No. 107,407, dated September 13, 1870.

IMPROVEMENT IN SAP-BUCKETS.

The Schedule referred to in these Letters Patent and making part of the same.

To all whom it may concern:

Be it known that I, CHARLES C. POST, of Hinesburg, in the county of Chittenden and State of Vermont, have invented certain new and useful Improvement in Sap-Buckets, for the purpose of adjusting and securing the same in a level position; and the following is a full, clear, and exact description of the same, reference being had to the accompanying drawing making a part of this specification, in which—

Figure 1 represents my invention attached to the tree, showing the indented side of the bucket.

Figure 2 represents a device to be attached to the bottom of the bucket, as an auxiliary for said purpose.

Figure 3 shows a modification of the device, to effect the same purpose.

Figure 4 represents an adjustable block, designed to hang between the bucket and the tree, to secure the same object.

The object of my invention is—

First, to secure the sap-bucket to the tree in a horizontal position, so that the weight of the sap within the bucket shall not cause the same to incline, and so that it shall not spill over one edge before the bucket is entirely full; and

Second, to construct tapering buckets, which will pack conveniently for transportation and, at the same time, secure the main object of my invention.

My invention consists—

First, in forming a taper bucket with an indented side, perpendicular to the bottom, as shown in fig. 1.; and

Second, in adjustable devices, attached to the bottom or side of an ordinary taper bucket, to hold it in a horizontal position when suspended from the sap-spout, or otherwise, against the side of the tree.

The buckets in ordinary use, among the makers of maple-sugar, are either ordinary taper buckets, each provided with an ear on one side, or an equivalent means for suspending it, or they are made cylindrical, and similarly provided with means for suspension.

It will be readily perceived that the first mentioned of these forms will, when suspended against the side of a tree, incline forward, so that the upper edge will not be so high upon one side as the other—in other words, the bucket will not hang level, and, with both the taper and cylindrical forms, the bucket will be more or less free to swing from side to side, if exposed to the influence of the wind, or other disturbing causes. When the bucket is not level, it is apparent that it will not retain its full quantity of sap, as the same will begin to spill over the depressed edge before the full quantity has been received. When the buckets are made cylindrical, they cannot be conveniently packed for transportation, because one bucket cannot be inserted within another.

My invention obviates the above-mentioned objections to the buckets now in use, and that others may fully understand it, I will describe particularly the mode of construction and operation which I prefer to adopt.

In fig. 1 A represents a taper bucket, with one side indented, as at *b*, sufficiently to become about perpendicular to the bottom A'. Ordinarily and preferably this indentation presents a concave surface, which conforms, more or less nearly, to the curvature of the side of the tree, and the extremities of said concave surface, being in contact with the back of the tree, effectually prevent any swinging toward one side, under the influence of the wind or other slight accidental disturbances.

In manufacturing these buckets it is found economical to make the side in three pieces, and to make the indented side somewhat higher than the remaining edges, so that a hole, *a*, may be perforated, to receive the hook B, or other means of suspension, above the level of the remaining edges. The bucket may then be filled to the brim before any of the contents will escape, and it is not necessary to attach an ear at the side, for insertion of the suspension-hook. When ready for transportation, they may be packed in the most convenient manner, one being inserted within another, and this is a point of great practical importance, especially to the user, as he is thereby enabled to handle, with the same labor, a much larger number of buckets than would be possible if they were cylindrical.

In fig. 2 is shown a crescent-shaped plate, C, secured to the bottom of an ordinary taper bucket by the pivot *d*. This plate may be turned and reversed, as shown in dotted lines, and its horns, *e e*, will then rest against the side of the tree, and will support the bottom of the bucket in a horizontal position. This plate may be attached to buckets already in use, and it affords great facility for adjustment when the tree stands at an unusual inclination, so that the bucket is more or less oblique to the axis of the tree. With the crescent-plate C attached, the buckets may be packed in rests just as conveniently as without them.

In fig. 3 is shown a sliding arm or support, E, secured to the bottom of the bucket, and, when in use, may be projected beyond its edge, as shown in dotted lines. These are modifications of my invention, designed particularly to be applied to the ordinary taper buckets, as now in use.

In fig. 4 is represented still another modification of my invention for the same purpose. It consists of wire, F, which may be attached to the side of the bucket by a hook at its upper end, or it may be secured in position in some other convenient way.

An adjustable double concave block, G, is placed upon the wire F, and may be free to slide up and down

upon the same. The block G is placed between the tree and the ordinary taper bucket A, and can be raised and lowered as may be required to adjust the bucket in a horizontal position.

From the above description it will appear that the principal object of my invention is to secure a taper bucket, which may be caused to hang level upon the side of a tree, and that my invention consists in means to secure that object.

It will also appear evident that a greater or lesser degree of indentation is immaterial, so long as one portion of the side of the bucket, whose general form is conical, is made to be about perpendicular to the bottom, or so that the bucket, when suspended with said portion against or next to the tree, the position of said bucket may be level, or nearly so.

The adjustable plate C or other adjusting-attachment may frequently be advantageously attached to a bucket having the indented side *b*, for the reason that

trees sometimes stand at an unusual inclination, and the indented side may not always be sufficient to level the bucket. The adjustable plate or slide may then be employed as an auxiliary support.

Having described my invention and its object,

What I claim as new, and desire to secure by Letters Patent, is—

1. A taper or conical sap-bucket, provided with an indented side, *b*, substantially as and for the purpose set forth.

2. In combination with a conical sap-bucket, constructed as above described, the adjustable crescent-plate C or slide E, or their equivalent, for the purpose herein shown and described.

CHARLES C. POST.

Witnesses:

EDM. F. BROWN,
J. B. WOODRUFF.