


*J. Dimock,*

*Shool Case.*


*No. 107,343.*

*Patented Sept. 13. 1870.*

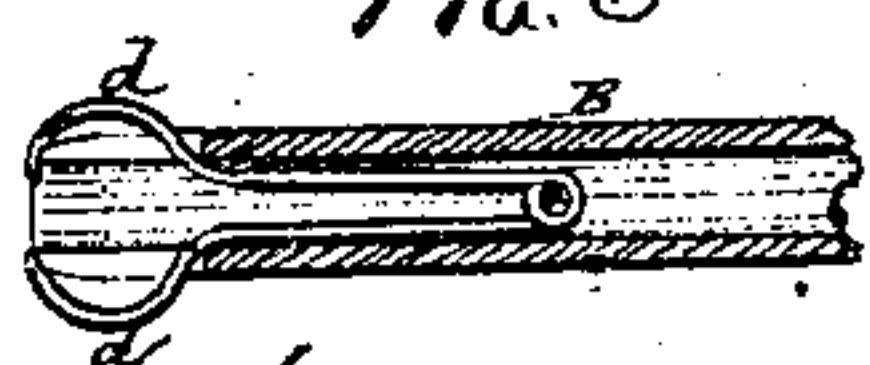
*Fig. 1*



*Fig. 2*



WITNESSES  
*Fred. Haynes*  
*R. R. Keibens*

*Fig. 3*  
  
*per*

*J. Dimock*  
*Brown, Gould & Co*  
*Attorney*



# United States Patent Office.

IRA DIMOCK, OF FLORENCE, MASSACHUSETTS.

Letters Patent No. 107,343, dated September 13, 1870.

## IMPROVED SPOOL SHOW-CASE.

The Schedule referred to in these Letters Patent and making part of the same.

To all whom it may concern :

Be it known that I, IRA DIMOCK, of Florence, in the county of Hampshire and State of Massachusetts, have invented a new and useful Improvement in Spool-Cases, of which the following is a full, clear, and exact description, reference being had to the accompanying drawing forming part of this specification, and in which—

Figure 1 represents a front view of a spool show-case constructed in accordance with my improvement, and

Figure 2 a vertical section, taken at right angles to fig. 1, of the same.

Figure 3 is a longitudinal section, on an enlarged scale, of the front end portion of one of the spindles on which the spools are strung for their display and retention within the case.

Similar letters of reference indicate corresponding parts.

My invention relates to cases for the display of silk, cotton, or other thread or material put up on spools; and

It consists generally in a show-case in which a series of inclined rods, supported in their rear, and sloping downwardly toward the front of the case, is used for support of the spools and display of them through the glazed front of the case, the spools being strung or slid upon the rods, which latter are provided with stops at their front ends to keep the spools on them, but admitting of the front spool on each rod being removed, and so that its place is supplied by the next spool in the rear of it through or by reason of the gravity of the spools causing them to slip down the inclined rod.

By the disposition of the spools, thus secured, a most favorable display, alike of the silk or thread on the spools, and of the marks or numbers on the ends of the latter, are simultaneously effected, and great facility is afforded for depositing or removing the spools on opening the case, while the spools, when in their places, are prevented from being accidentally dislodged or disarranged.

Referring to the accompanying drawing—

A represents the case, which may be of any desired shape and size, with a glazed lid or door, *b*, in front, and preferably with a glazed lid, *c*, in rear, to secure ready

access to the spools, and to give light through the case for the display, under cover or protection from dust, and otherwise, of the spools.

B B are inclined rods arranged to slope downwardly from the rear of the case toward its front, and provided with stops at their forward ends, so that, on the spools being strung or passed by their eyes, one spool after another, in assorted rows according to quality or color upon the rods, they are prevented, on opening the front lid *b*, from slipping off the rods, but not so that they cannot be removed, when required, by drawing the front spool in each row from over the stops on the front ends of the rods.

Said spools are made to adjust themselves by their gravity toward the front of the case, so that, when the front spool in a row is removed, the spools in the rear of it slide down the supporting-rod till the next spool in the series takes the place of the removed one. In this way an automatic replacement, as regards display of the spools in succession on the rods, is kept up.

The stops on the front ends of the rods B may be variously constructed to retain the spools in place, yet to allow of their removal when required, as hereinbefore described, but a convenient and advantageous means for the purpose is shown in the drawing, in which said rods are made hollow or slotted at their forward ends, and fitted with springs, *d*, that allow of the spools being slid on or off the rods in front, but which, when the spools are in their places on the rods, fly outward to prevent the forward spools from accidentally slipping down or off the rods.

What is here claimed, and desired to be secured by Letter Patent, is—

1. The inclined rods B, arranged loose or free at their lower ends, and provided with stops, *d*, to retain the spools in place with facility for their removal when required, substantially as specified.

2. The combination with the case A, and arrangement therein relatively to its glazed sides or doors *b* *c*, of the inclined rods B, provided with stops *d*, at their lower ends, substantially as and for the purpose herein set forth.

IRA DIMOCK.

Witnesses:

FRED. HAYNES,  
FERD TUSCH.