

Ball & Barnard,

Bracelet.

No. 107,325.

Patented Sept. 13. 1870.

Fig 2.

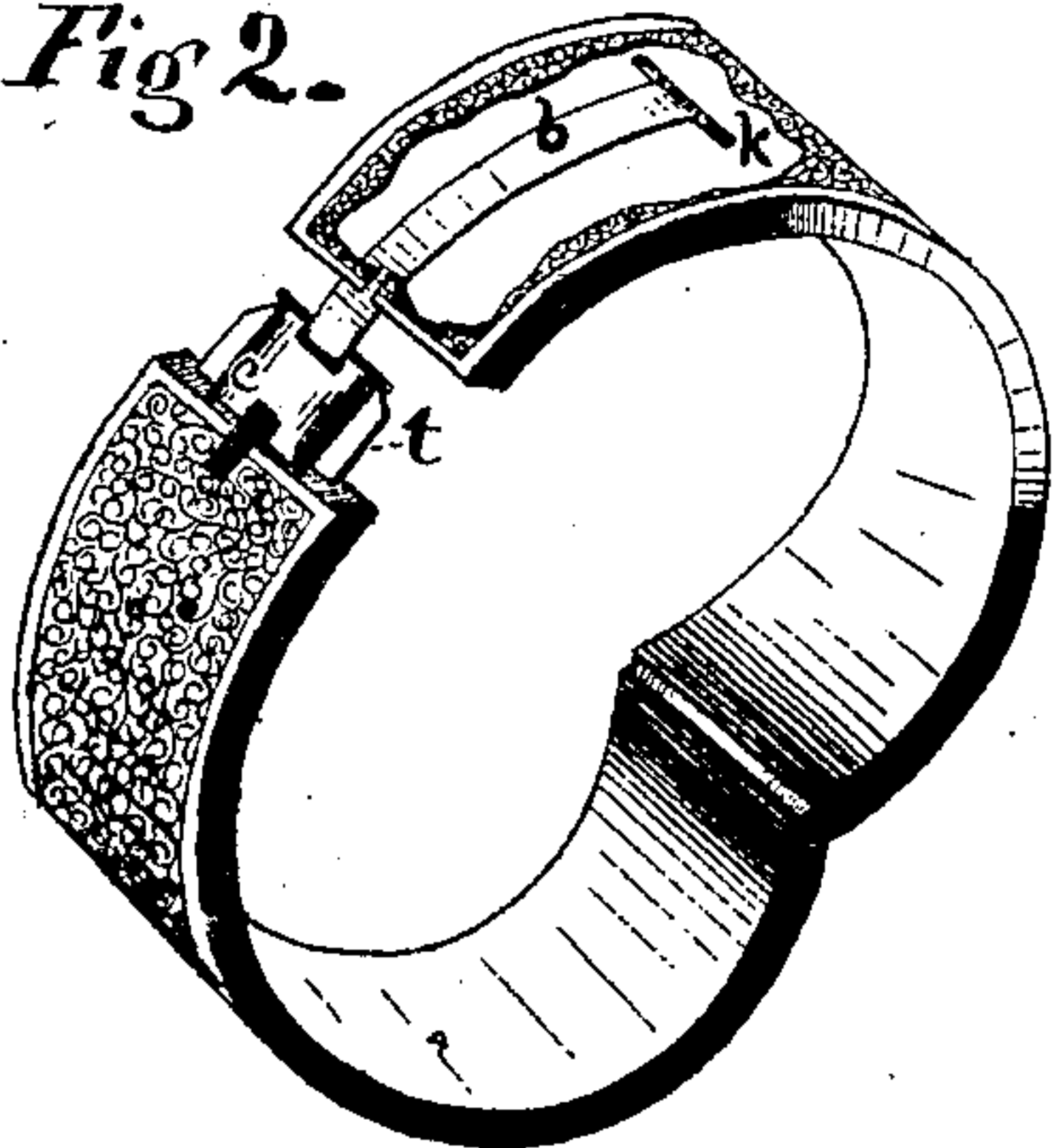


Fig 1.

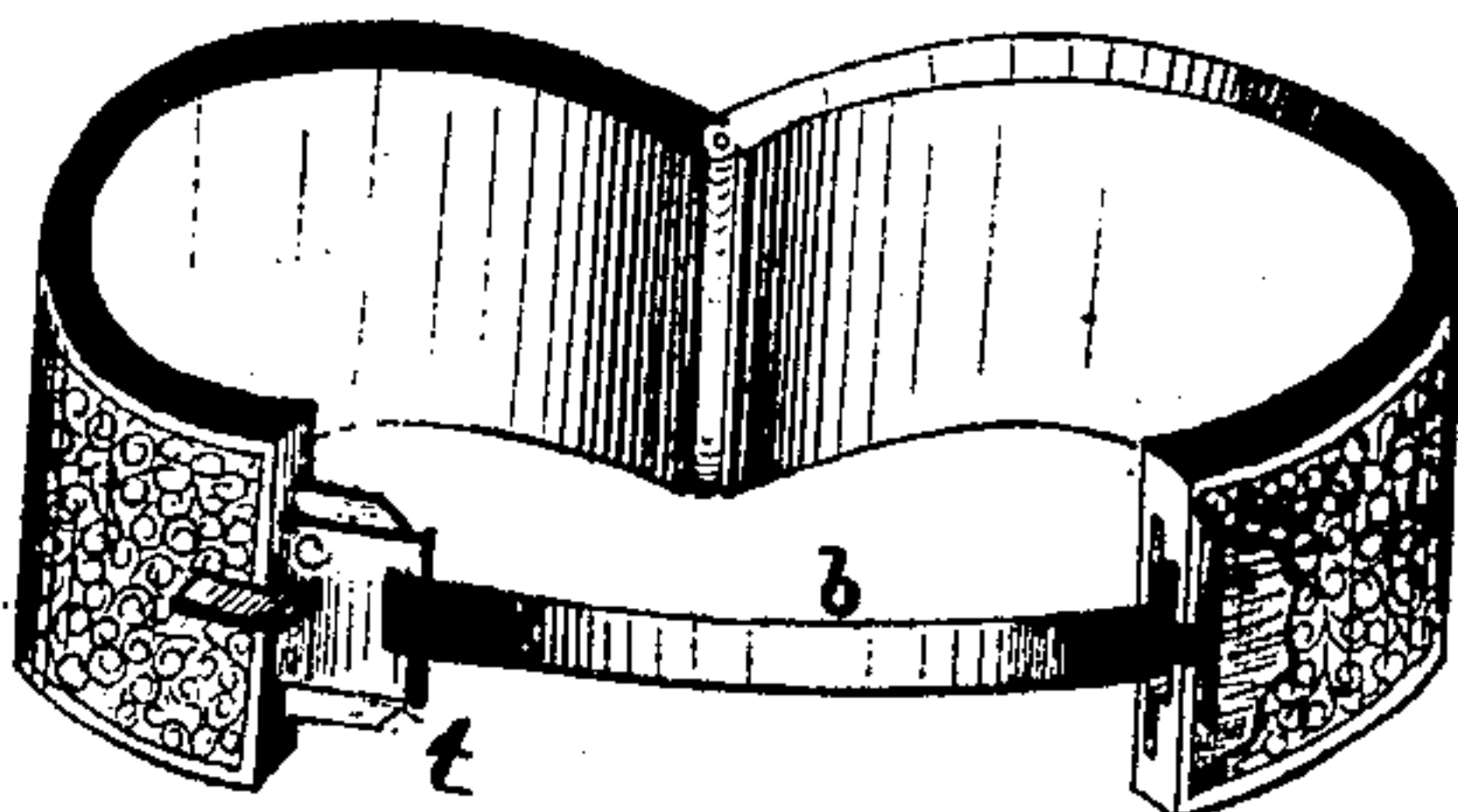
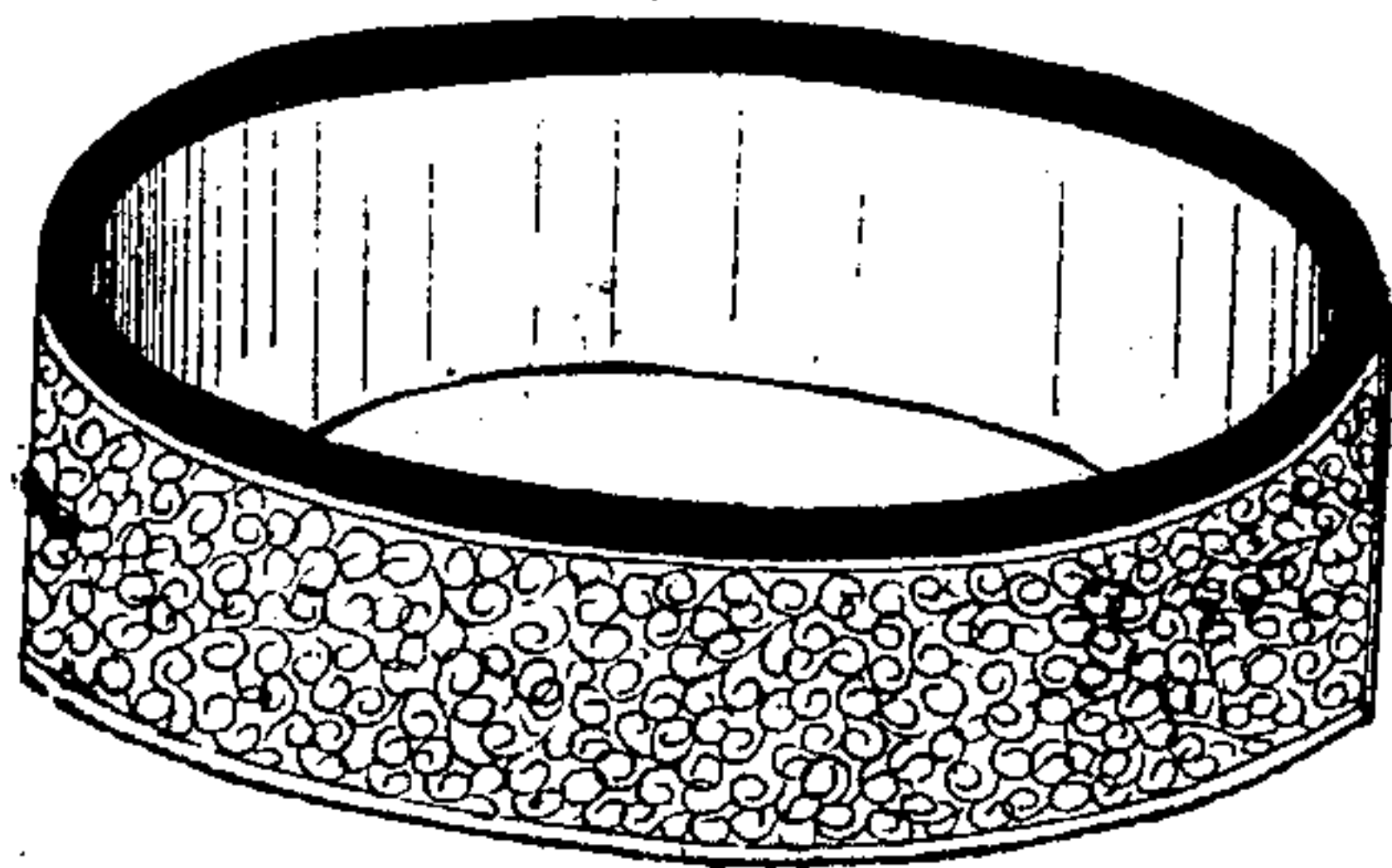


Fig 3.



WITNESSES.

H. H. Drunklee

T. W. Farusworth

INVENTORS.

Wm H. Ball

Thomas Barnard

UNITED STATES PATENT OFFICE.

WILLIAM H. BALL AND THOMAS BARNARD, OF NEWARK, NEW JERSEY.

IMPROVEMENT IN BRACELETS.

Specification forming part of Letters Patent No. **107,325**, dated September 13, 1870.

To all whom it may concern:

Be it known that we, WILLIAM H. BALL and THOMAS BARNARD, of the city of Newark, in the State of New Jersey, have invented a certain Improvement in Bracelets, of which the following is a specification.

Our invention applies to that particular kind of bracelet that is composed of two rigid segments joined together with a hinge at one side and with a catch or clasp at the other; and it consists of a thin spring or blade provided with a stop or cross-bar, all of metal, which fit into one of said segments as its sheath when the bracelet is shut, and which blade draws out to its full length when the bracelet is open.

Figure 1 shows the bracelet open to its limit, displaying the full length of the blade *b*. Fig. 2 shows the same partly open, with part of the bracelet removed to show the cross-bar *k*, attached to one end of the blade *b*, and also shows the connection at the other end with the spring-catch *c*. Fig. 3 shows the bracelet closed, appearing as an ordinary bracelet, the bar *k* and the blade *b* shown in the other figures being entirely invisible.

The flexible blade *b* is attached by one end to the usual tongue, *t*, that forms the clasp or catch of the segments of the bracelet, and the other end of said blade has a cross-bar, *k*, attached to it, that always prevents it from being drawn entirely out of that segment which forms its sheath, so that when the bracelet is unclaspd and open this blade still keeps the ends in continuous connection round the wrist, rendering it always necessary to draw the

bracelet over the hand in order to remove it from the wrist.

The object of this improvement is the removal of all danger of losing the bracelet while being worn; and another advantage is an economical improvement on the expensive chain now in use for accomplishing the same purpose, inasmuch as the blade so applied may be of some base metal, and when the ornament is being worn the blade is entirely out of sight, in fact forming when the bracelet is closed, a cheap and invisible safety-guard. It also serves to prevent the bracelet from being damaged from straining the hinge by opening the segments too wide, and during the frequent and continued use of the clasp or catch its course into its proper opening is exactly directed by said blade, which serves it as a guide to the entering end of the connecting spring-catch *t*, or "thumb-piece," as it is sometimes called.

We claim as our invention—

1. The spring-blade *b*, provided with a stop or cross-bar, *k*, in combination with the segments of a bracelet, substantially as and for the purpose described.

2. The construction of a catch-piece, *t*, with its end provided with a blade, *b*, serving as a guide, substantially as and for the purpose set forth.

WM. H. BALL.
THOMAS BARNARD.

Witnesses:

H. H. DUNCKLEE,
T. W. FARNSWORTH.