

G. Wood.

Reed Organ.

No. 107,316.

Patented Sep. 13. 1870.

Fig. 1.

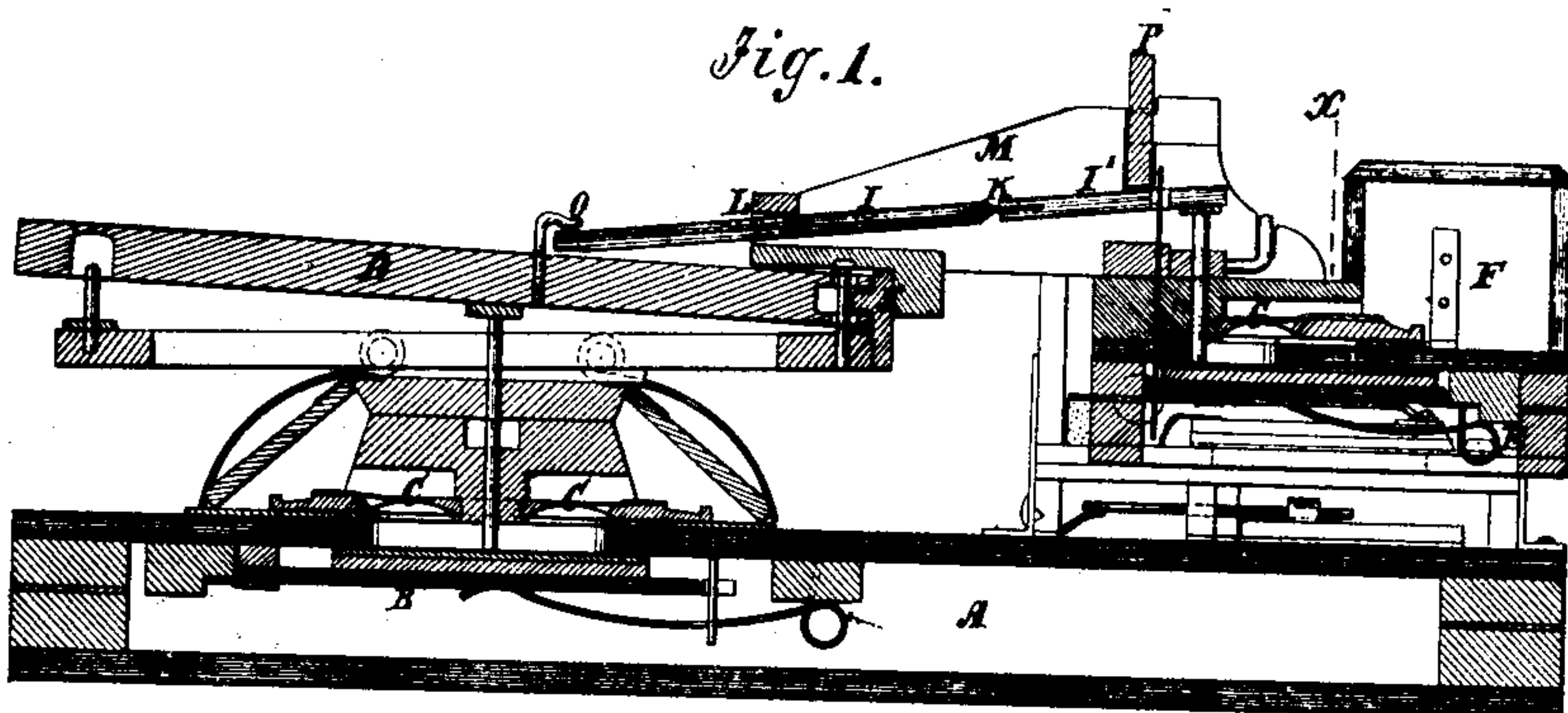


Fig. 2.

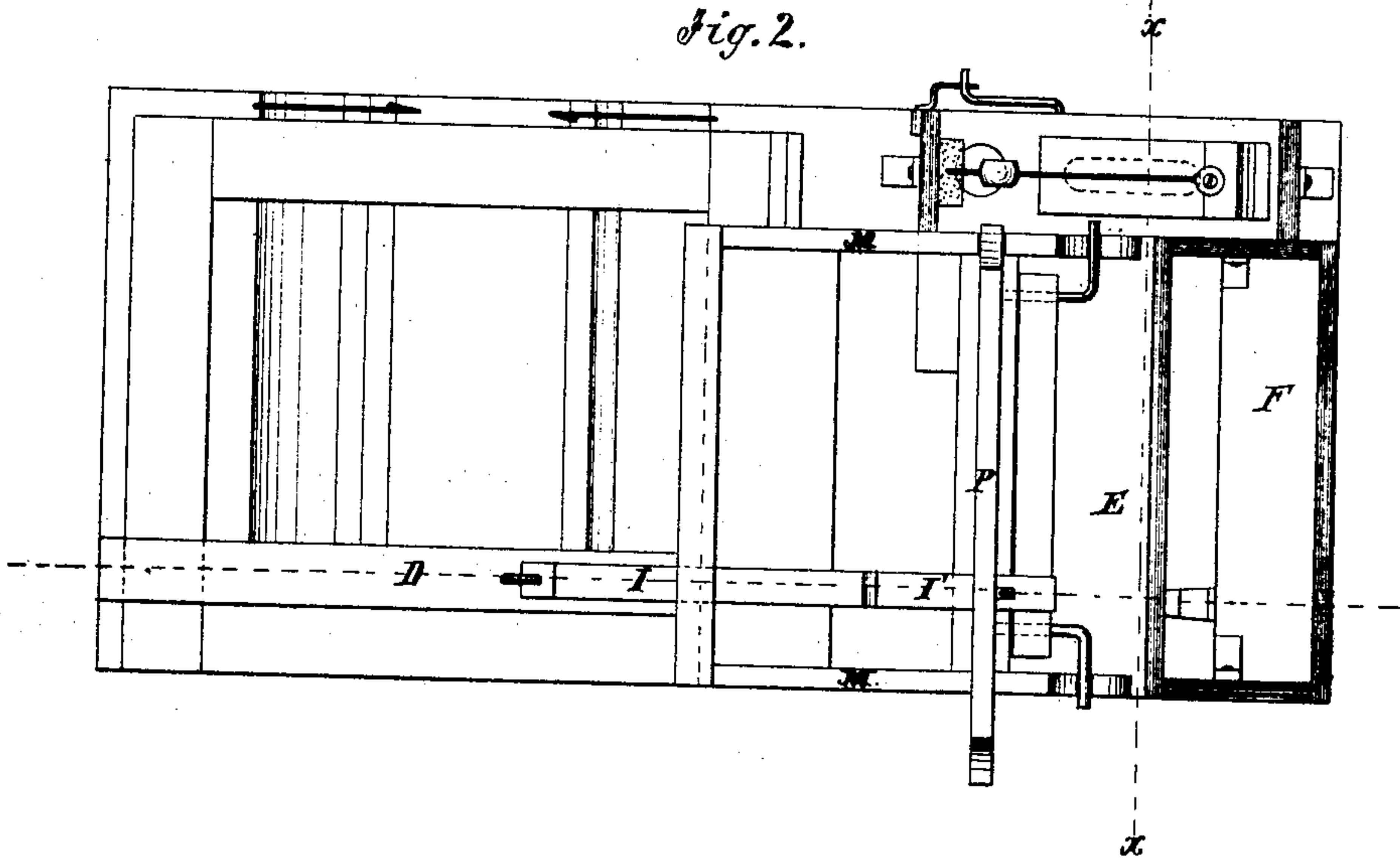
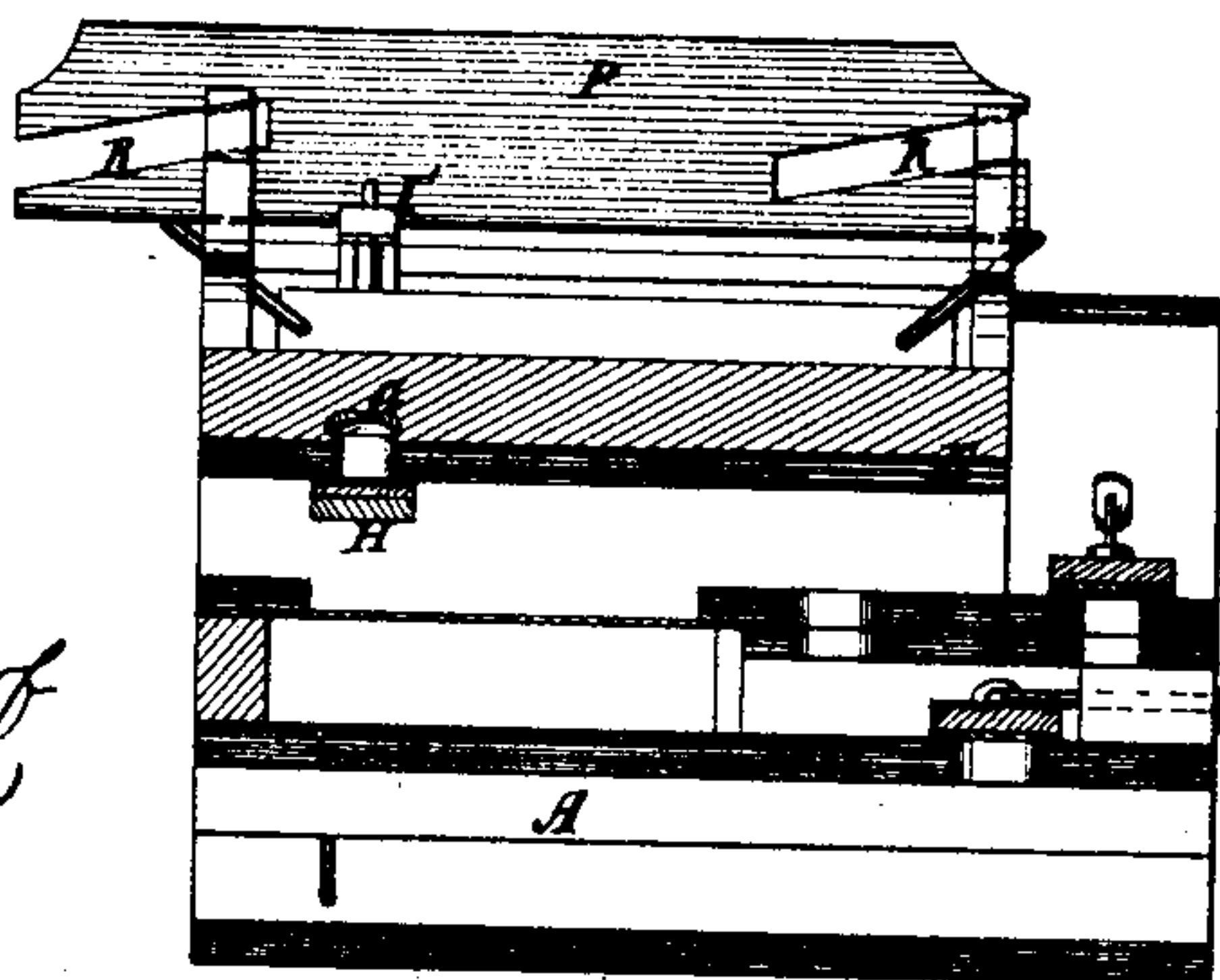


Fig. 3.



Witnesses.

*A. Benneisen
G. J. Mabie*

Inventor.

*G. Wood
per *Munroe**

Attorneys.

UNITED STATES PATENT OFFICE.

GEORGE WOODS, OF CAMBRIDGEPORT, MASSACHUSETTS.

IMPROVEMENT IN REED-ORGANS.

Specification forming part of Letters Patent No. **107,316**, dated September 13, 1870.

To all whom it may concern:

Be it known that I, GEORGE WOODS, of Cambridgeport, in the county of Middlesex and State of Massachusetts, have invented a new and useful Improvement in Reed-Organs; and I do hereby declare that the following is a full, clear, and exact description thereof, which will enable others skilled in the art to make and use the same, reference being had to the accompanying drawing, forming part of this specification.

This invention relates to improvements in reed-organs, melodeons, and other like instruments; and consists in the application to the said instrument, as now constructed, of an additional wind-chest with reeds and a sounding-box for increasing and varying the sound, the said attachment being so arranged that the valves may be worked by the keys which work the principal valves, and they may be brought into or out of action instantly by a stop provided for the purpose.

Figure 1 is a transverse section through the key-board and the action of an instrument provided with my improved attachment. Fig. 2 is a plan of a part of the same, and Fig. 3 is a section through Figs. 1 and 2 on the line *x x*.

Similar letters of reference indicate corresponding parts.

A represents the wind-chest, B the valves, C the reeds, and D the keys, of the reed-organs as commonly constructed.

At the rear part of the wind-chest A, I propose to apply another smaller chest, E, and above it a sounding-box, F, for the application of an additional set of reeds, G, with valves H.

To work these valves I apply the levers I I', jointed together at K and mounted at L, in the frame extending from the top of the wind-chest E to the support N of the keys D, which levers are connected to the keys D at O, so as to be worked by them, by which the parts I are oscillated on their supports L when the

keys are worked. This, when the said keys are pressed down, causes the inner end of the part I' of the lever, which works under the stop-bar P, to work down and upon the rod Q, and through it open the valve H.

This stop-bar extends from end to end of the frame M, and is provided with inclined slots R, one at each end, by which it is supported on the bars M, so that when moved one way it will be raised above the parts I' of the levers, but when moved the other way it will be brought down upon them. In this way the attachment is brought into action or thrown out at any time, a suitable stop-lever or other device being attached to the said bar, and arranged so that the performer may actuate it at any time.

The sounds of the reeds G, being conducted to the sounding-box F, are softened and otherwise modified by it, and the effects of the said box are modified by opening or closing it, for which purpose the cover is hinged, and a suitable lever or other device is to be provided. By this attachment the capacity of the instrument is very greatly increased in respect to its variations of tone.

Having thus described my invention, I claim as new and desire to secure by Letters Patent—

1. The combination, with the ordinary action of a reed-organ or other similar instrument, of the attachment consisting of the wind-chest E, sounding-box F, reeds G, valves H, and the operating-levers I I', the said levers being connected to the keys D, and all combined and arranged substantially as specified.
2. The combination, with the jointed levers I I', of the stop-bar P, substantially as specified.

GEORGE WOODS.

Witnesses:

F. E. CARTER,
E. P. BROWN.