

W. P. Wentworth.

Shovel.

N^o 107,314.

Patented Sept. 13, 1870.

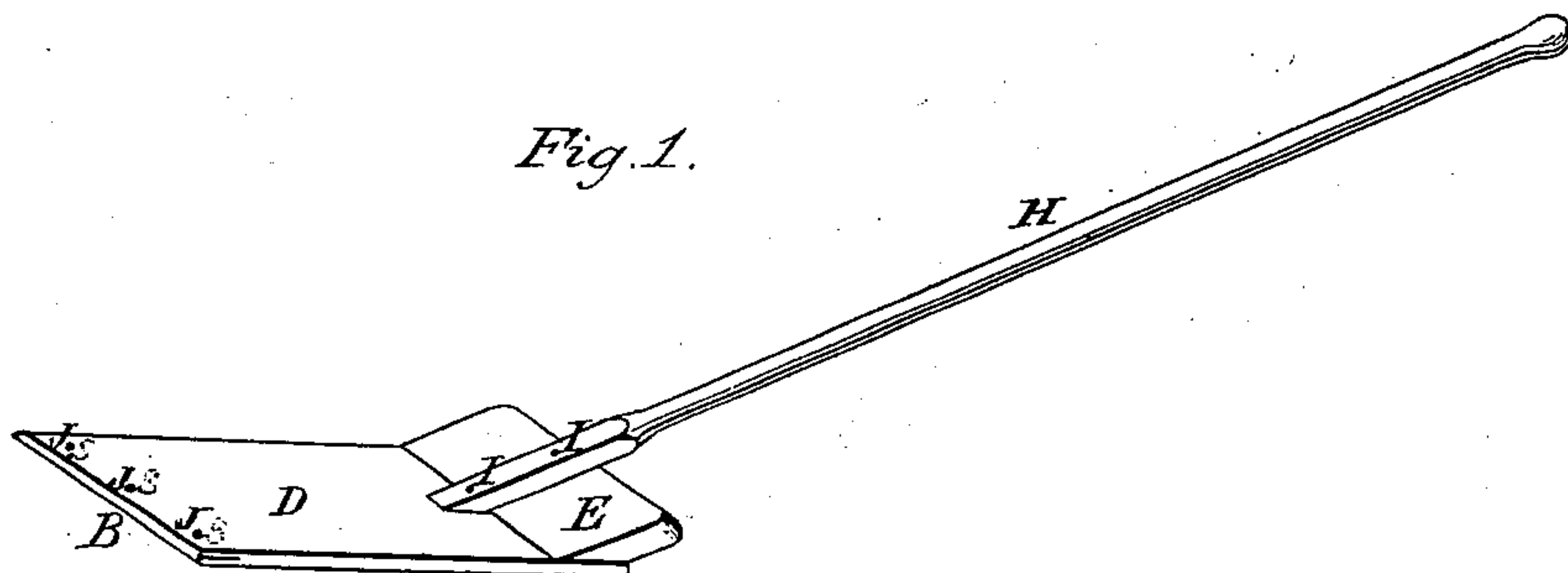


Fig. 2.

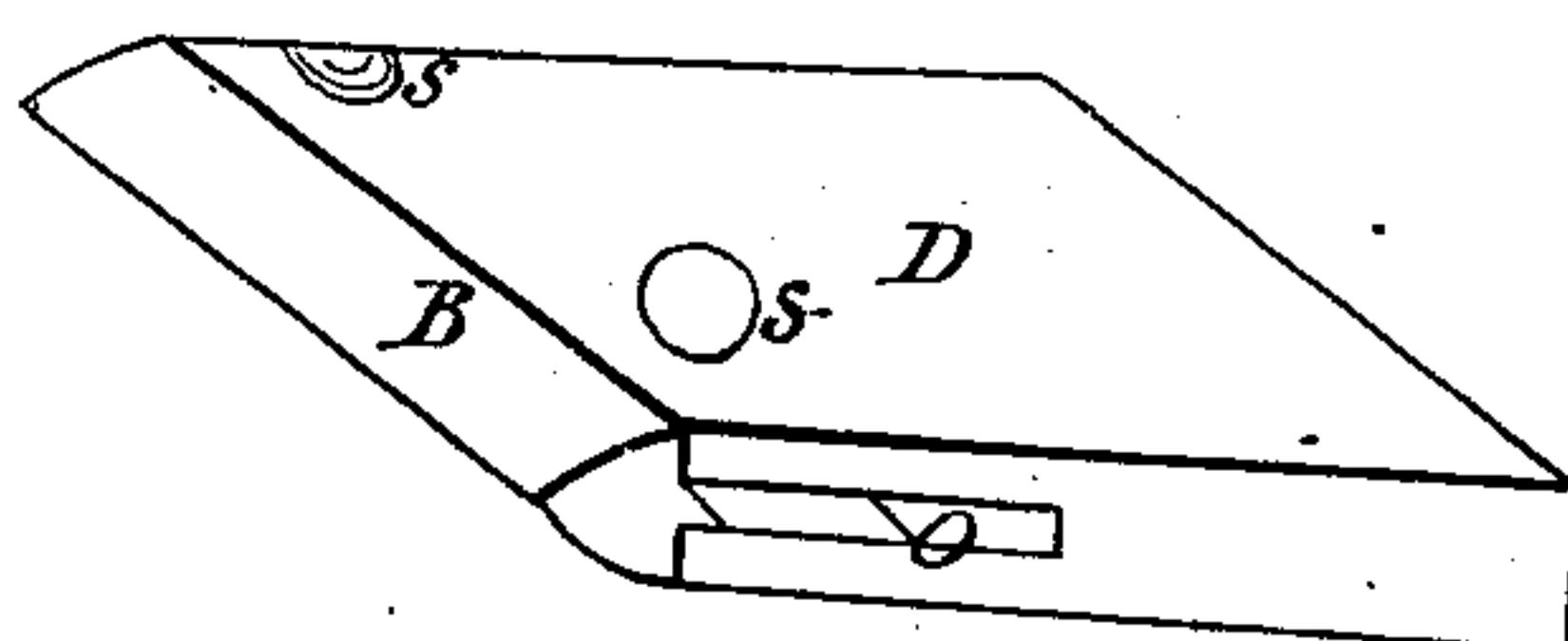


Fig. 3.

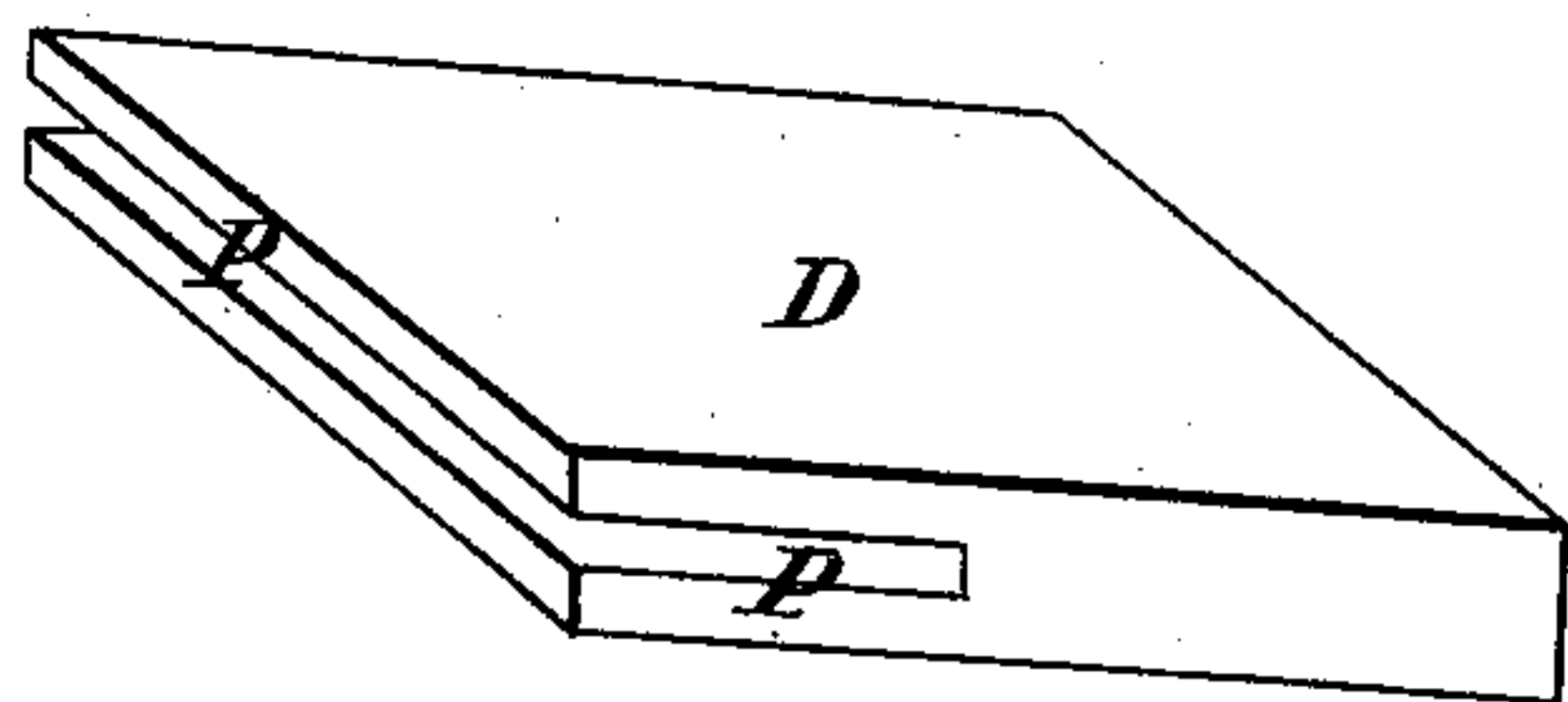
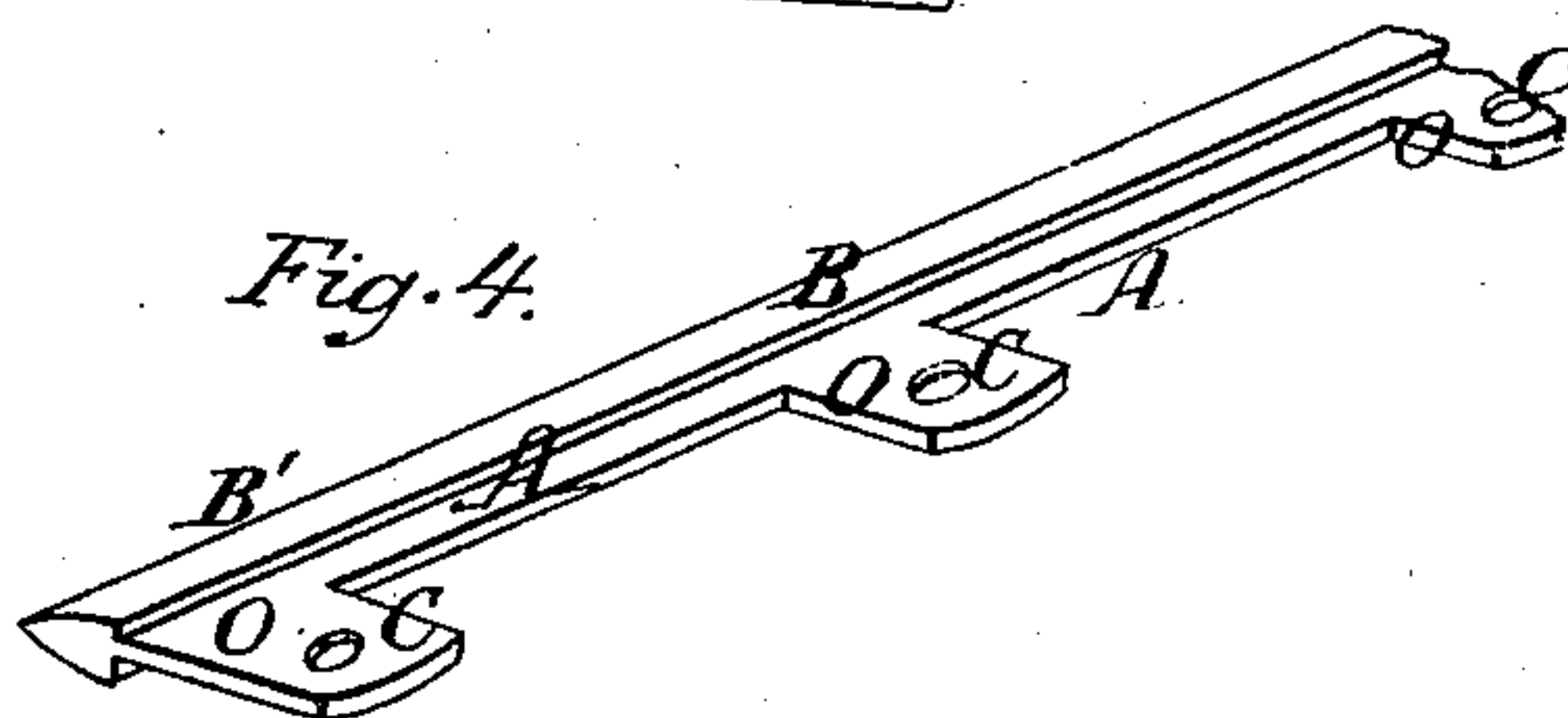


Fig. 4.



Witnesses

Henry Merriow.
Jacob H. Corb.

Inventor.

W. P. Wentworth.

United States Patent Office.

WILLIAM P. WENTWORTH, OF SENECA FALLS, NEW YORK.

Letters Patent No. 107,314, dated September 13, 1870.

IMPROVEMENT IN SNOW-SHOVELS.

The Schedule referred to in these Letters Patent and making part of the same.

To all whom it may concern:

Be it known that I, WILLIAM P. WENTWORTH, of Seneca Falls, county of Seneca and State of New York, have invented certain new and useful Improvements in Snow-Shovels, of which the following is a full, clear, and exact description, reference being had to the accompanying drawing making a part of this specification, in which—

Figure 1 is a perspective view of my device;

Figure 2, a similar view of a portion of the front of the same, showing the tip in position;

Figure 3, a similar view of the same, showing the saw-kerf into which the tip is fastened; and

Figure 4, a similar view of a portion of the tip detached from the shovel.

Letters of like name and kind refer to like parts in each of the figures.

The nature of my invention relates to wooden shovels, provided with metallic tips, for the purpose of removing snow and ice from sidewalks, paths, and like places, and consists in the peculiar construction of the tips, and the method of securing the same to the shovel.

In the drawing—

D represents the blade of the shovel.

E, the back of the same, sloped at a convenient angle, and

H, the handle, secured by bolts I upon the back and the blade of the shovel, as shown in fig. 1.

These parts are made of wood, and are as slight as is consistent with strength.

On the front edge of the shovel-blade a cut, P, is made with a saw, for the purpose of receiving the tip B. This tip, made of proper metal, is shaped as shown in fig. 4, a vertical cross-section displaying very nearly the form of an arrow, and a portion of its shaft, and is provided with wings, A, extending a little way

from the rear horizontal center of the front B', and connecting the arms O, which extend in the same plane with the wings, and further to the rear, and are provided at their outer extremities with holes, C, for the purpose of fastening the tip of the shovel. There are three or more of these arms to each tip, the number differing with the size and width of the shovel.

The mode of attaching this tip is by driving the arms and wings of the same into the saw-kerf in the front of the blade, into which they should fit closely, and securing the tip in position by suitable rivets, J, passing through the blade of the shovel, and the holes in the arms of the tip.

This method of fastening is very simple and very cheap, and, as a tip might outlast several shovels, it brings it within the capacity of almost every person to apply and secure the tip to a wooden shovel of his own making. The advantages of the form of the tip lie in its cheapness, lightness, simplicity, and strength, making an excellent and durable cutting-edge to the blade.

Having thus set out the nature and description of my invention,

What I claim as new therein is—

1. The tip B for a snow-shovel, consisting of the front B', the wings A, and the arms O, provided with holes C, constructed substantially as described and shown.

2. The method described and shown of attaching the tip B to a snow-shovel blade, D, by means of the saw-kerf P and rivets J, substantially as described and shown.

WILLIAM P. WENTWORTH.

Witnesses:

HENRY HENION,
JACOB H. COOL.