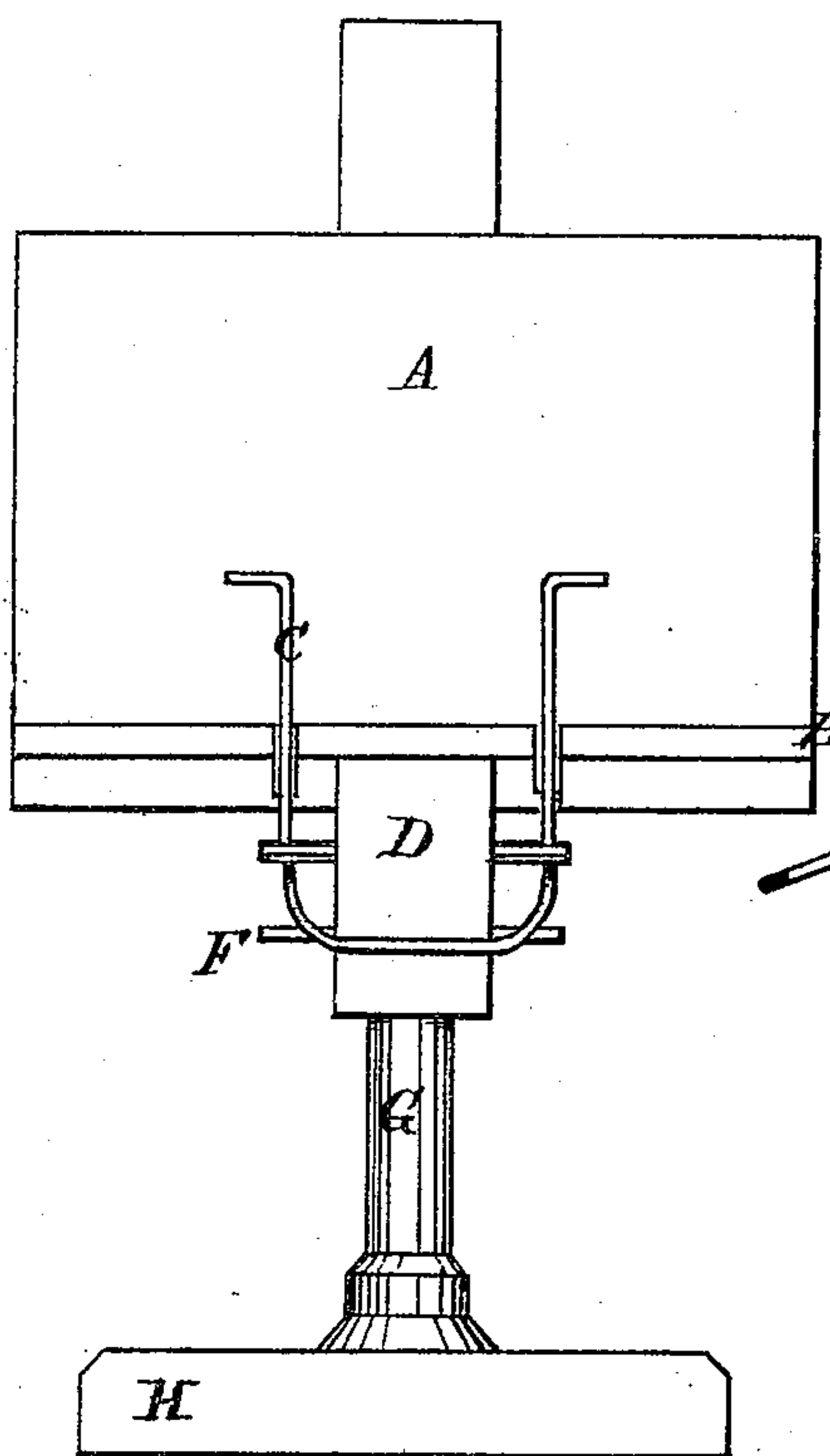
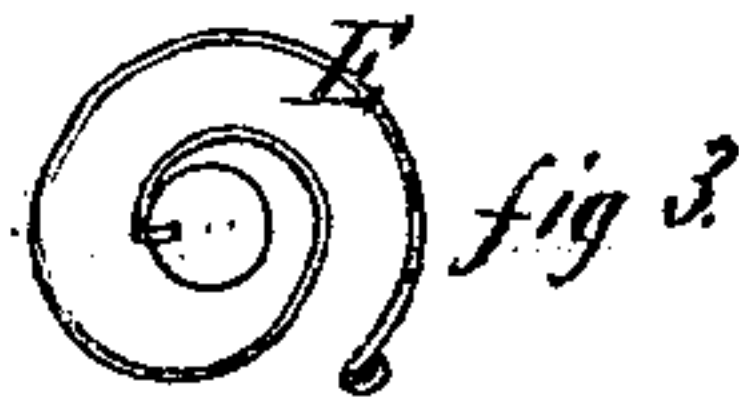


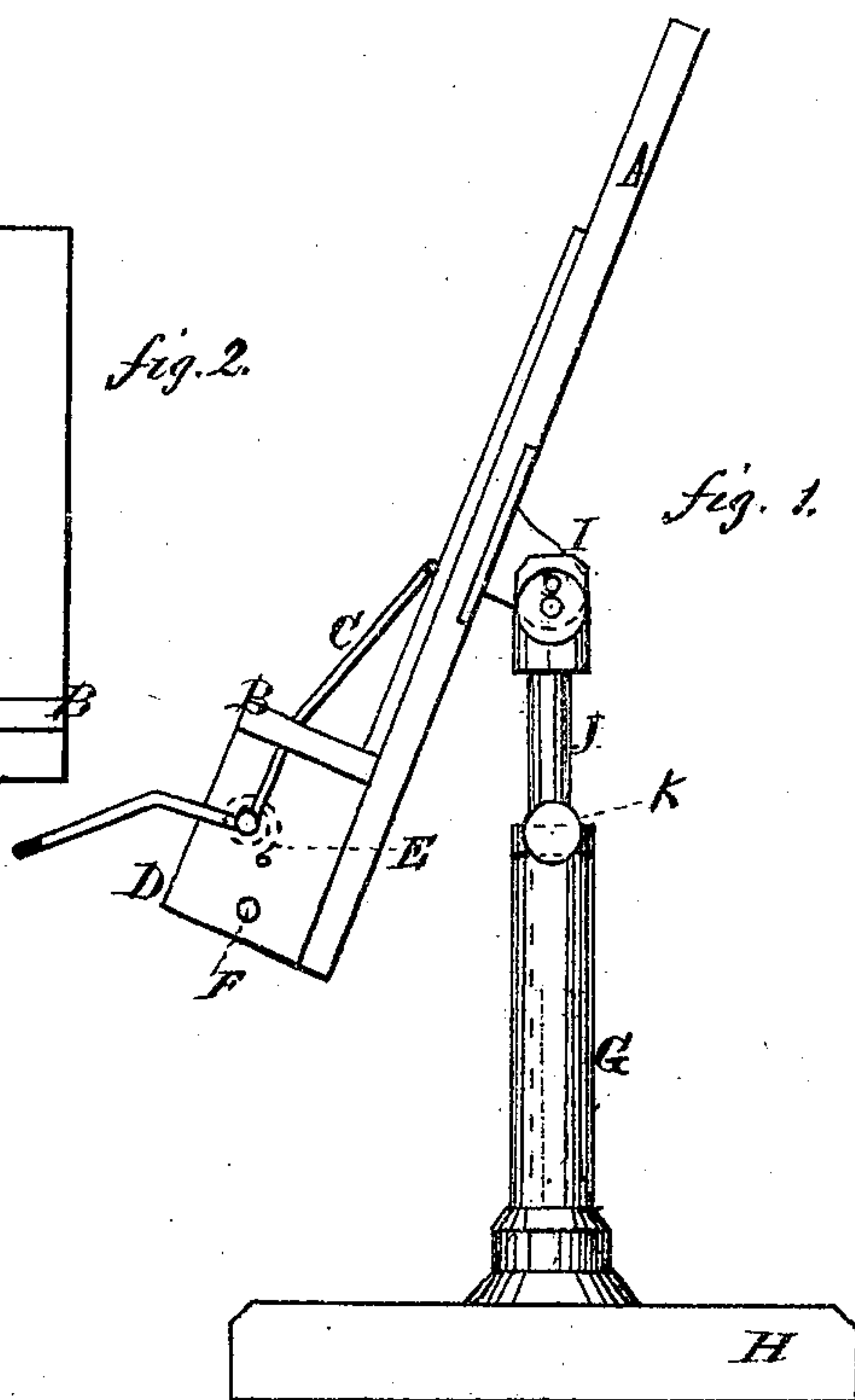
*W. J. Thorn,  
Book Support.*

*No. 107,310.*

*Patented, Sept. 13, 1870.*



*Fig. 2.*



*Fig. 1.*

*Witnesses*

*Henry C. Houston*  
*Wm. Franklin Levey*

*Inventor,*

*Wm. J. Thorn*  
*Per W. H. Clifford atty.*

# United States Patent Office.

WILLIAM J. THORN, OF WESTBROOK, MAINE.

Letters Patent No. 107,310, dated September 13, 1870.

## IMPROVEMENT IN BOOK-HOLDERS.

The Schedule referred to in these Letters Patent and making part of the same.

*To all whom it may concern :*

Be it known that I, WILLIAM J. THORN, of Westbrook, in the county of Cumberland and State of Maine, have invented a new and useful Book-Stand; and I hereby declare the following to be a full, clear, and exact description of the same, reference being had to the accompanying drawing forming part of this specification, in which—

Figure 1 shows a side elevation.

Figure 2, a front elevation.

Figure 3, a view of the spring for the clamp.

Same letters show like parts.

The purpose of this invention is to provide a device for holding books, manuscript, music, &c., while being read.

The invention consists—

First, in the holder, with its clamp.

Second, of a means of elevating and depressing the same.

A is the holder with its projecting shelf B.

C is the spring clamp, with flaring ends, to confine and keep open or spread out the book or sheet placed on said holder and shelf. The clamp is of the form shown in the drawing, and passes through the block D, which is hollow. Therein is a coiled spring, E, wound around the part of the clamp passing through the block, attached at one end to said clamp, and at the other to the block, and so arranged as to keep the

clamp pressed against the face of the holder. It can be drawn off to insert the book and other article, but the spring E will press it back against the book, and so retain it in place.

F is a stud, to prevent the clamp being drawn off so far as to be in danger of breaking the spring E.

G is the standard.

H, the base.

The holder A is attached to the standard by a joint or hinge, I, so that the inclination of the holder can be varied to suit the user, that is, from a nearly vertical to a nearly horizontal position.

J is a rod running down in the hollow of the standard G, held by the adjusting bolt K. By this the elevation of the holder can be regulated, and it can be held at any desired point by the bolt K.

The base H is for use when the device is to be placed on a table or desk or other place, and to be readily removed or carried about, or when it is not desirable to have the device attached to any article of furniture.

What I claim as my invention, and desire to secure by Letters Patent, is—

The holder A, with the clamp C, block D, joint I, standard G, and base H, as herein described.

Witnesses:

WM. J. THORN.

WM. HENRY CLIFFORD,  
HENRY C. HOUSTON.