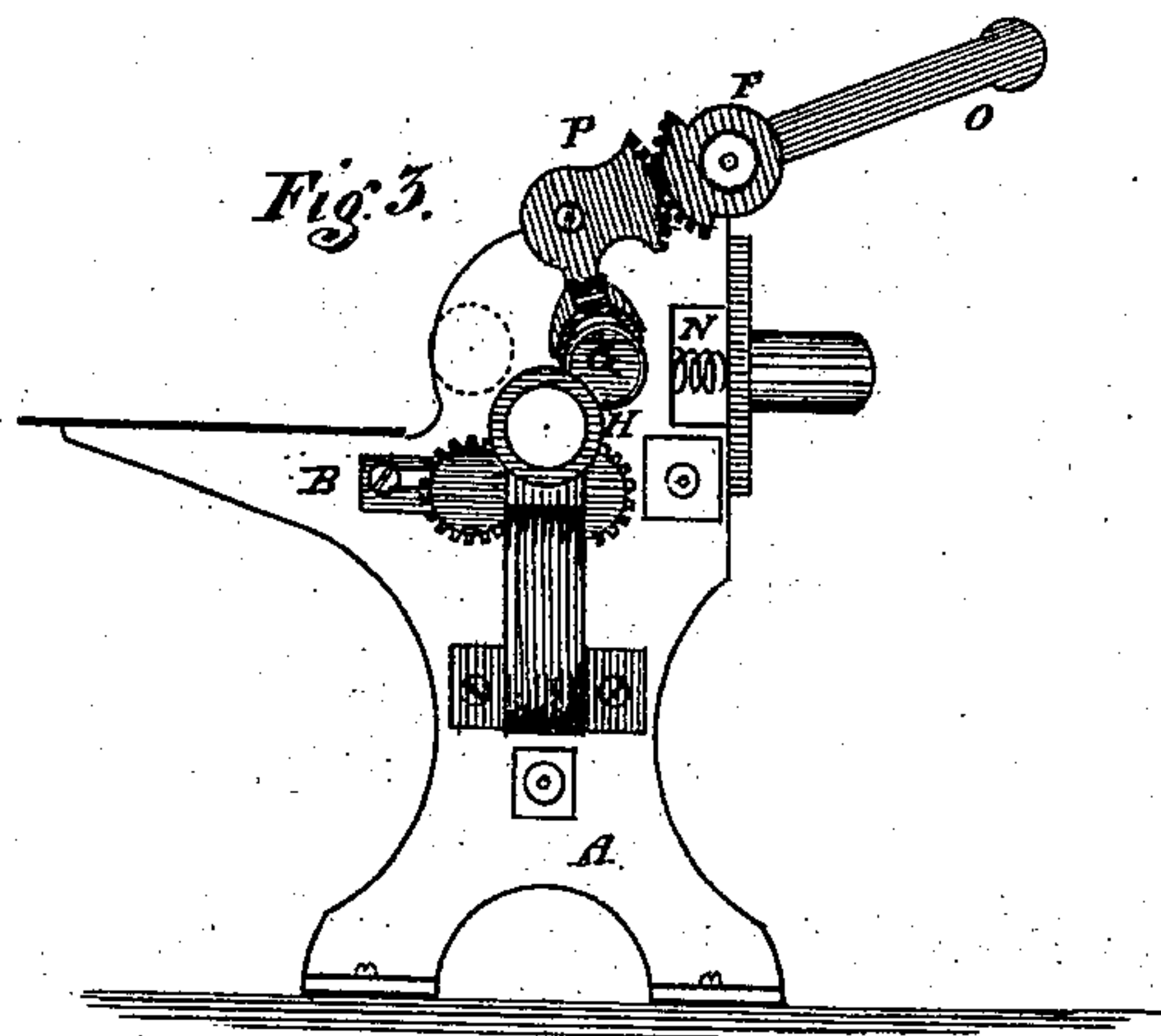
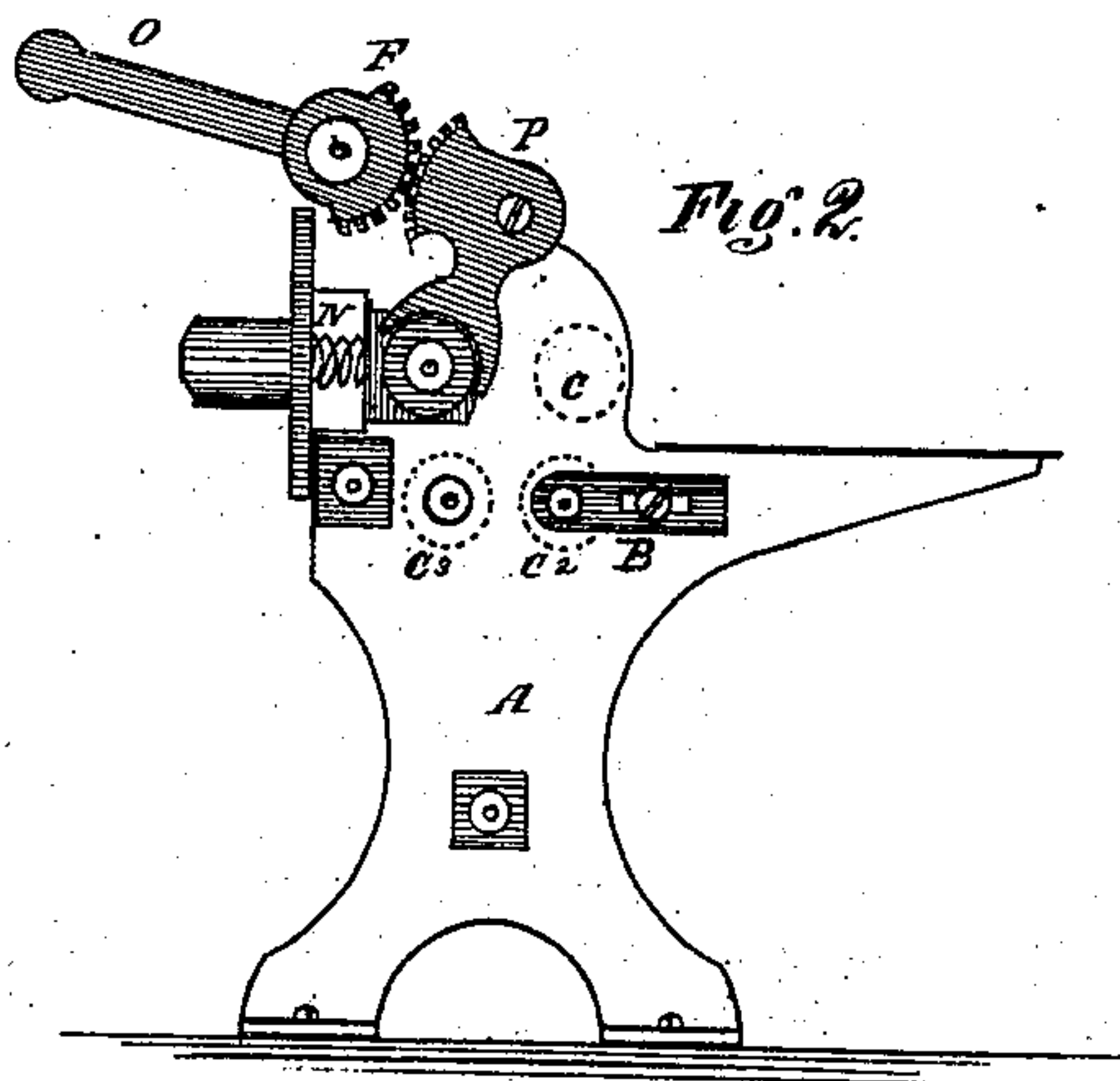
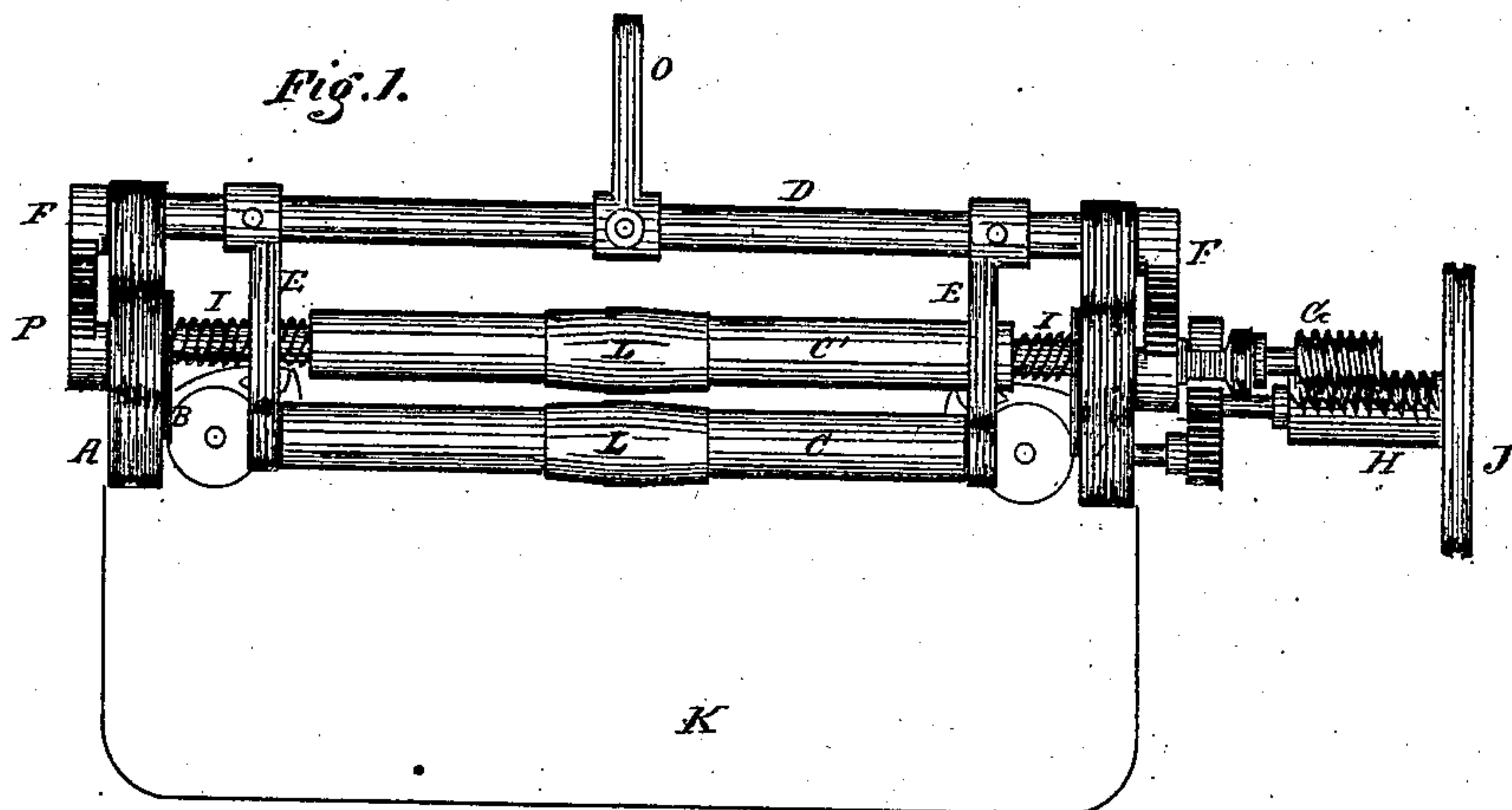


Isaac Ten Eyck and John O. Reilley.
Imp.^{ts} in Cigar Machines.

107307

PATENTED SEP 13 1870



Witnesses.
Wm. Ten Eyck
C. Rogers

Inventor:
Isaac Ten Eyck
John O. Reilley

United States Patent Office.

ISAAC TEN EYCK AND JOHN O. REILLEY, OF NEW YORK, N. Y.; SAID REILLEY ASSIGNS HIS RIGHT TO SAID TEN EYCK.

Letters Patent No. 107,307, dated September 13, 1870.

IMPROVEMENT IN CIGAR-MACHINES.

The Schedule referred to in these Letters Patent and making part of the same

To all whom it may concern:

Be it known that we, ISAAC TEN EYCK and JOHN O. REILLEY, both of the city, county, and State of New York, have invented new and useful Improvements in Cigar-Machines; and we do hereby declare that the following is a full and exact description thereof, reference being had to the accompanying drawing forming a part of this specification and to the letters of reference marked thereon.

Our invention relates to improvements in cigar-machines, and more particularly to improvements on a machine invented by William F. Waterich, and assigned by him to himself and ISAAC TEN EYCK.

It is well known that the wrappers for cigars are cut from the leaves right and left, and machines heretofore have been made with rollers twice the length of the longest cigar, an adjustable shaping-collar or thimble being placed near the center of each roller, so that right-hand wrappers might be rolled at one end of the machine, and left-hand wrappers at the other end. This makes the size of the machine materially larger than would be necessary to make right or left cigars only.

In the machine herein described, the shaping-thimbles are movable over the entire length of the rollers, so that the same roller surfaces may be employed to roll either right or left wrappers, and also to roll cigars any desired length.

The nature of our invention consists, first, in the employment of four rollers, upon which are closely fitted movable thimbles, made so as to be adjusted in any desired position upon the said rollers, for the purpose of forming any desired length or form of cigar, as may suit the manufacturer or consumer.

This feature of our invention more particularly consists in simplifying or dispensing with all the costly and expensive mechanism for operating the said thimbles upon and over the said rollers, so that they are moved into any desired position by the thumb and finger, where, if they are properly fitted, they will remain securely in their places.

It has been found, by actual experiment, that the mechanism heretofore employed for operating these thimbles is very liable to wear and get out of order, and become useless and of no account.

To enable others skilled in the art to make and use our invention, we will proceed more particularly to describe its construction and operation.

Figure 1 represents a top plan view of a cigar-machine containing our improvements.

Figure 2 shows an end view of fig. 1 and the adjustable hangers.

Figure 3 shows an opposite end view from fig. 2, in which is also shown the adjustable hangers.

Letters of like name and kind indicate like parts in each of the figures.

In the machine containing our improvements—

A in the drawing represents the frame, which

may be made of any of the well-known metals suitable for the purpose, and of proper form and dimensions for receiving and supporting the proper machinery of the machine.

B B represent adjustable hangers, in which the rollers C C¹ C² C³ are supported and run.

D is a shaft that runs from end to end of the machine, and having bearings in the ends of the frame A, to which said shaft is secured the arms E, within which is located one of the rollers C.

At the outer ends of this shaft D are secured friction or geared arms F F.

At the outer end of the roller C¹ is a collar, G, on the outside of which is cut a right-hand screw-thread, which works in a left-hand screw-rack, H, which is made stationary to the frame A.

On each end of the shaft of the roller C¹, and inside the frame A, are spiral rings, I I, which serve to throw the roller back to its original position, after it has been drawn up or toward the end of the machine, next to the header, by the screw-thread on the collar G, when it is disengaged, which is done by means of bearing down the lever O, and, through the medium of the friction or geared arms F and P, the roller C¹ is thrown back and carries with it the collar G, which at once becomes disengaged.

All the rollers, with the exception of C, are driven by suitable gear-wheels, a particular description of which is deemed unnecessary.

J is the hand-wheel, to which the power may be attached, to drive the machine.

K is the platform or table, on which the stock for the cigar is fed to the machine.

L L are thimbles, closely fitting over the outside of the respective rollers, and made so as to move longitudinally thereon, for the purpose of varying the length of the cigar, as also its shape or form.

These thimbles can be moved or adjusted to any position upon the rollers, at the will of the operator, simply by the thumb and finger, by which means all intricate and complicated mechanism is dispensed with for operating the said thimbles, so that a large amount of expense, as well as time, is saved in their construction and operation.

N N are spiral or other springs, for keeping the roller C¹ and collar G in position.

Having thus described our invention,

What we claim as new, and desire to secure by Letters Patent of the United States, is—

The rollers C C¹, provided with the thimbles L L, arranged to be adjusted by hand at any point between the ends of said rollers, substantially as set forth.

ISAAC TEN EYCK.
JOHN O. REILLEY.

Witnesses:

WM. VENTZ,
C. ROGERS.