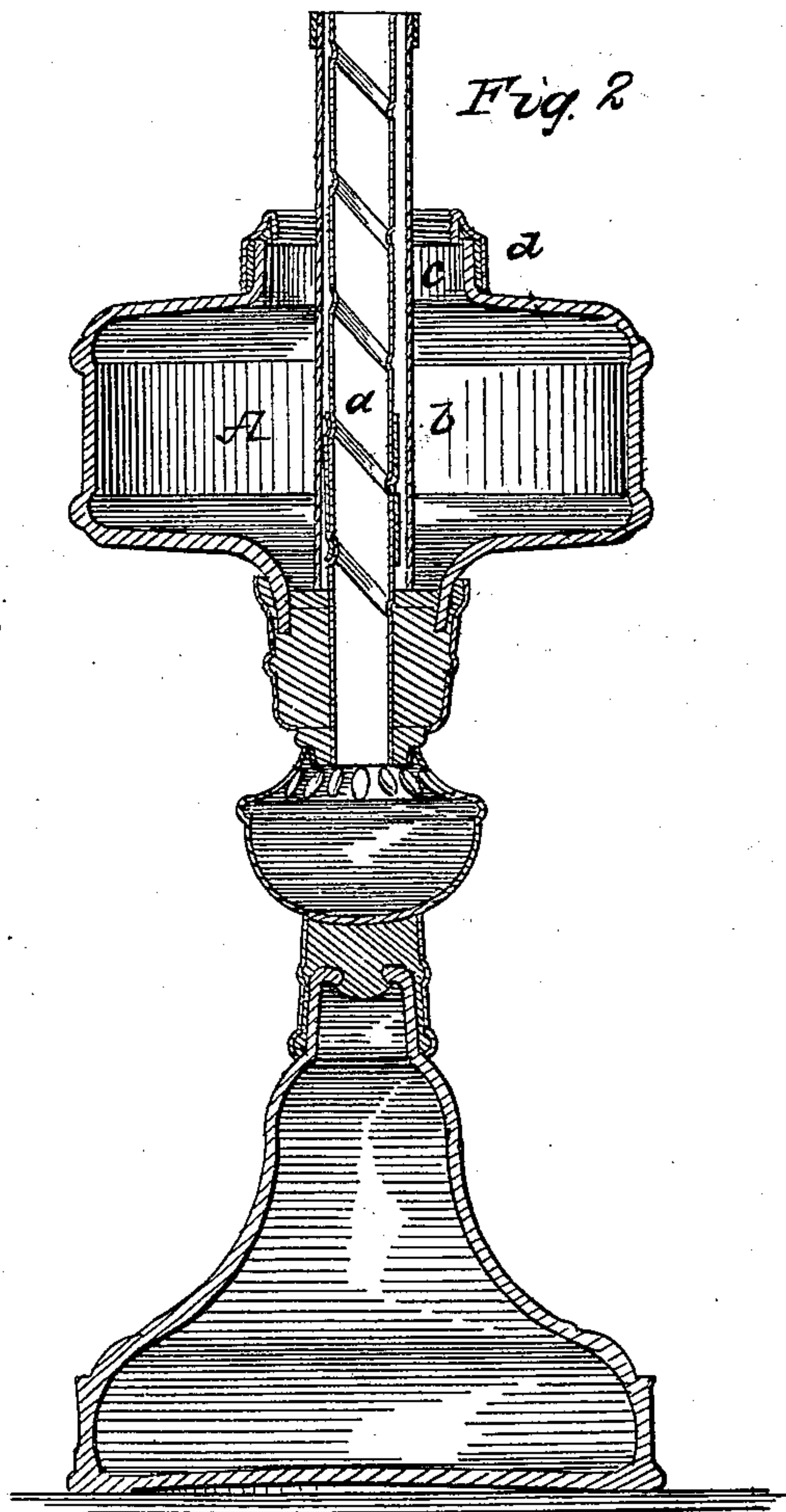
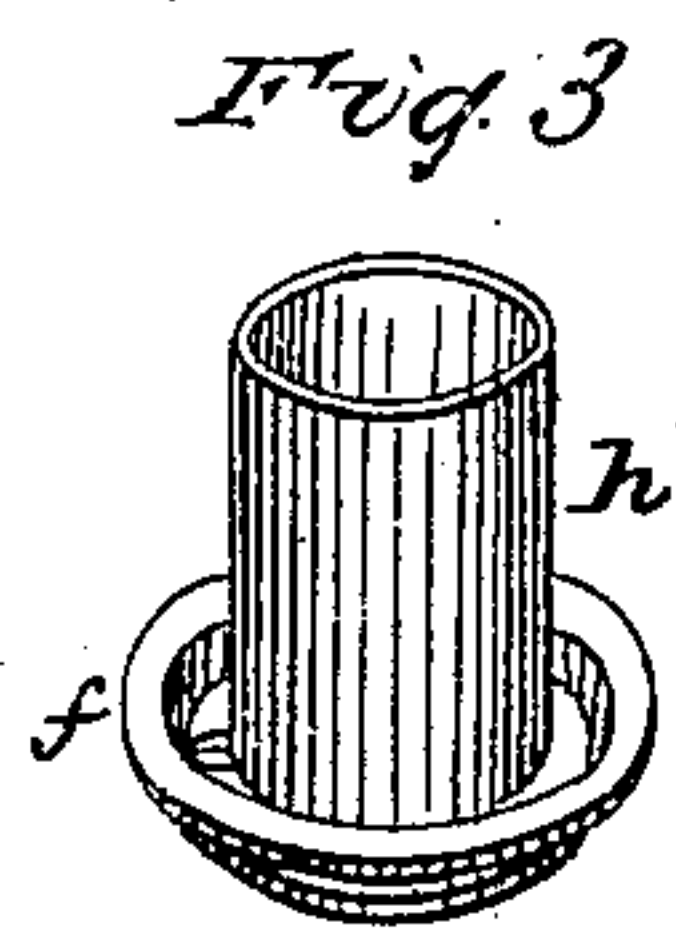
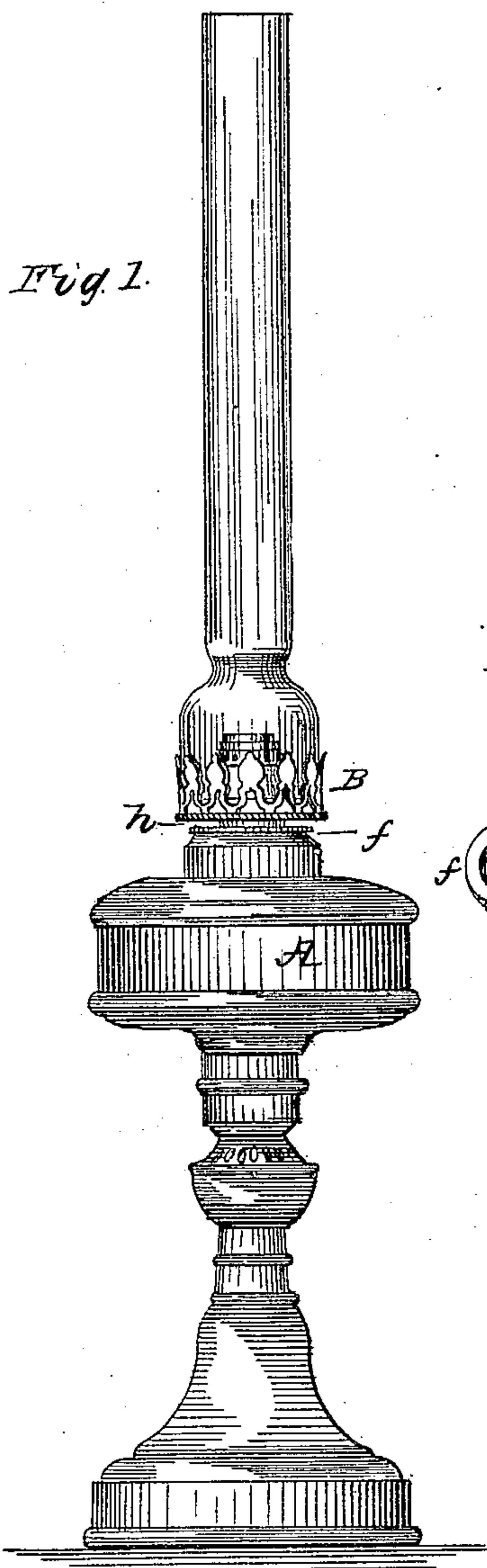


R. S. MERRILL.

Lamp.

No. 107,277.

Patented Sept. 13, 1870.



witnesses
M. Bailey
John W. Bulkeley

Rufus S. Merrill Inventor
by his attorney
J. Poter

United States Patent Office.

RUFUS S. MERRILL, OF BOSTON, MASSACHUSETTS, ASSIGNOR TO HIMSELF.
JOSHUA MERRILL, AND WILLIAM B. MERRILL, OF SAME PLACE.

Letters Patent No. 107,277, dated September 13, 1870.

IMPROVEMENT IN LAMPS.

The Schedule referred to in these Letters Patent and making part of the same

To whom it may concern:

Be it known that I, RUFUS S. MERRILL, of Boston, in the county of Suffolk and State of Massachusetts, have invented certain new and useful Improvements in Lamps, of which the following is a specification.

My invention relates to Argand or round-wick lamps in which the chimney-gallery and other removable parts of the burner are supported upon a short tube surrounding the wick-tube.

When this tube is fixed to the body of the lamp, as has been customary hitherto, the lamp cannot be filled with oil conveniently, except through an independent filling-orifice, formed off on one side of the lamp-top, and closed usually by a screw-cap after the oil is poured in.

This orifice, even in a metallic lamp, cannot be produced without some trouble, but in glass lamps it would involve considerable difficulty and expense; and my object, therefore, is to construct the lamp, whether metallic or glass, and the burner in such manner that the lamp may be filled through the neck or central orifice, usually formed therein for the passage of the wick and draught-tubes of the burner.

To this end I attach the supporting-tube to a screw-cap which fits over and closes the neck of the lamp, and combine these parts with the wick and draught-tubes in such manner that, when the cap and tube are removed, there will be an opening in the lamp-top of sufficient dimensions to admit of the oil being poured through the same into the lamp.

The accompanying drawing represents the manner in which my invention is or may be carried into effect.

Figure 1 is an elevation of a lamp made in accordance with my invention.

Figure 2 is a vertical central section of the same, with the burner and the screw-cap and burner-supporting tube removed.

Figure 3 is a perspective view of the screw-cap and burner-supporting tube detached from the other portions of the lamp.

The lamp-body is represented at A, carrying the

central draught-tube *a* and wick-tube *b*, arranged as is usual in Argand lamps.

These tubes pass up through the neck *c* of the lamp, the orifice in which is of considerably greater diameter than the tubes, so as to leave an annular space around said tubes of sufficient width to allow the oil to be easily poured into the lamp-body without danger of spilling.

The neck is fitted with a collar, *d*, provided with an internal screw-thread.

This annular space is closed by an annular screw-cap, *f*, provided with an external screw-thread which engages with the screw-thread in the collar *d*.

To the cap is fixed the burner-supporting tube *h*, upon which the sleeve of the removable or slip-burner B fits, and is held in the manner well understood by lamp manufacturers.

Both the cap and the supporting-tube pass over and around the central tubes *a b*, and are secured in place by screwing the cap down into the collar. By this arrangement the cap completely closes the lamp-body or reservoir A, and holds the supporting-tube in position to properly center and support the burner; while, by unscrewing the cap, both it and the tube which it carries can be removed, so as to expose the annular opening, through which the reservoir may be replenished with oil.

Having now described my invention and the manner in which the same is or may be carried into effect,

What I claim, and desire to secure by Letters Patent, is—

The combination, with the lamp-body and the central draught and wick-tubes of an Argand lamp, of the burner-supporting tube fixed to a screw-cap, which closes the opening in the top of the lamp, substantially as and for the purpose shown and described.

In testimony whereof I have signed my name to this specification before two subscribing witnesses.

RUFUS S. MERRILL.

Witnesses:

EDM. F. BROWN,
WM. H. McCABE.