

W. Hamilton,

Coffin.

No. 107,253

Patented Sept. 13. 1870.

fig: 1.

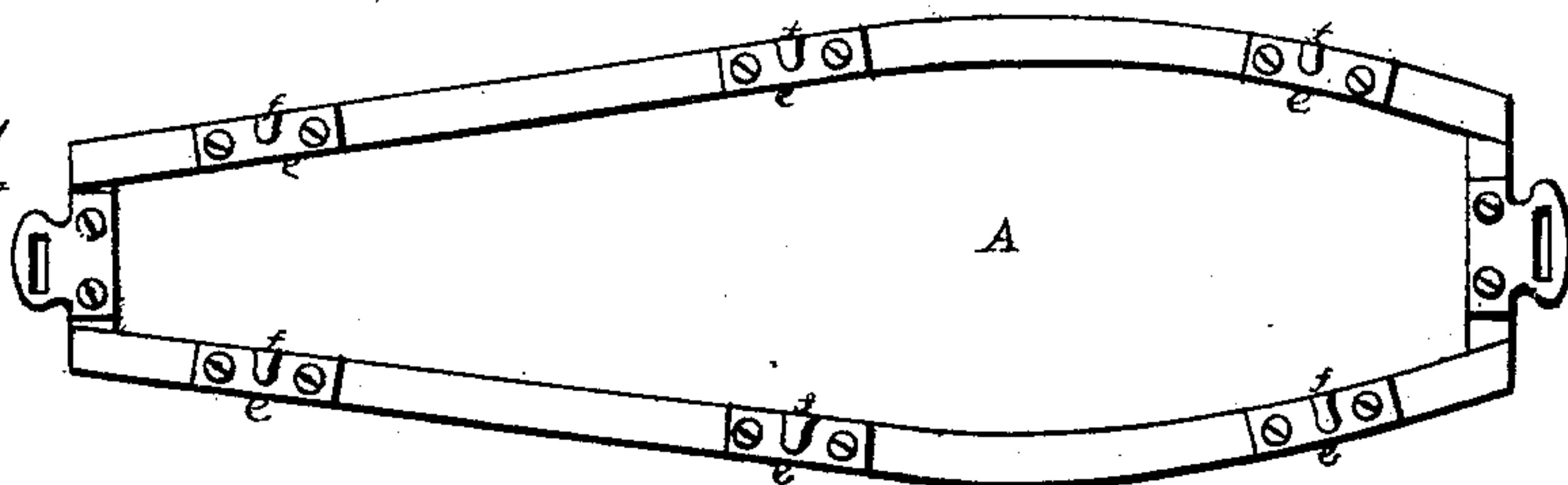


fig: 2.

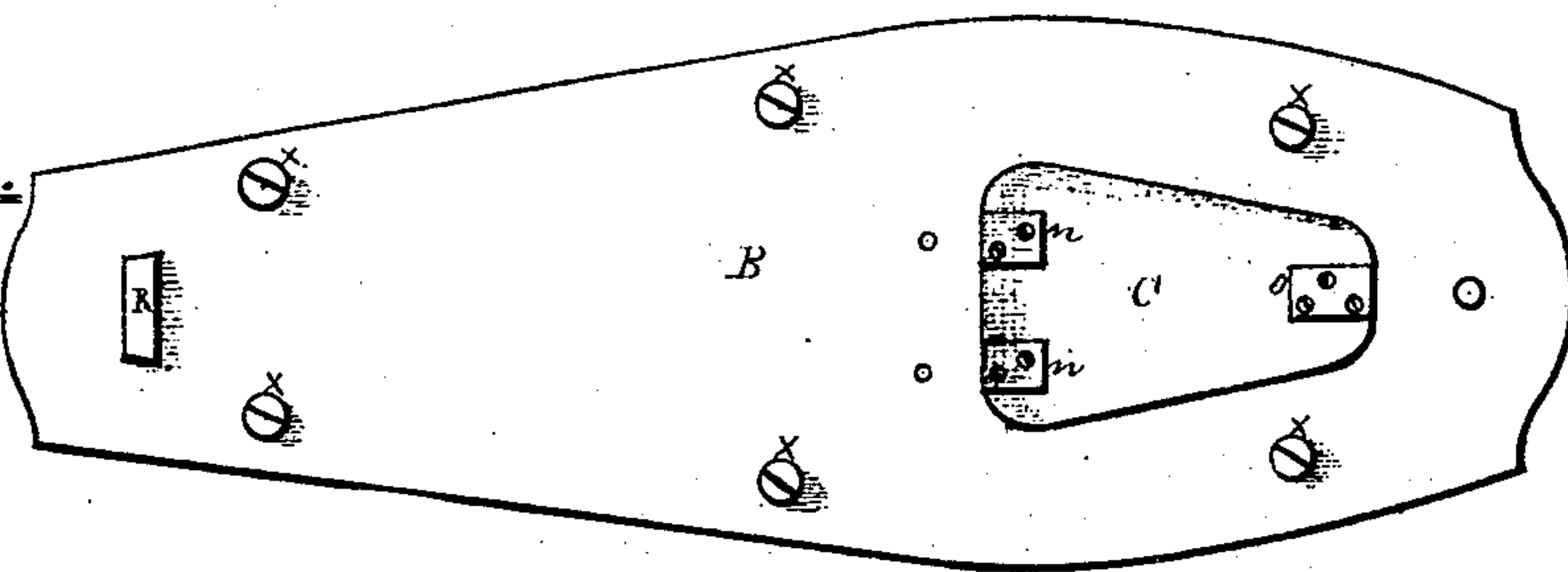


fig: 3.

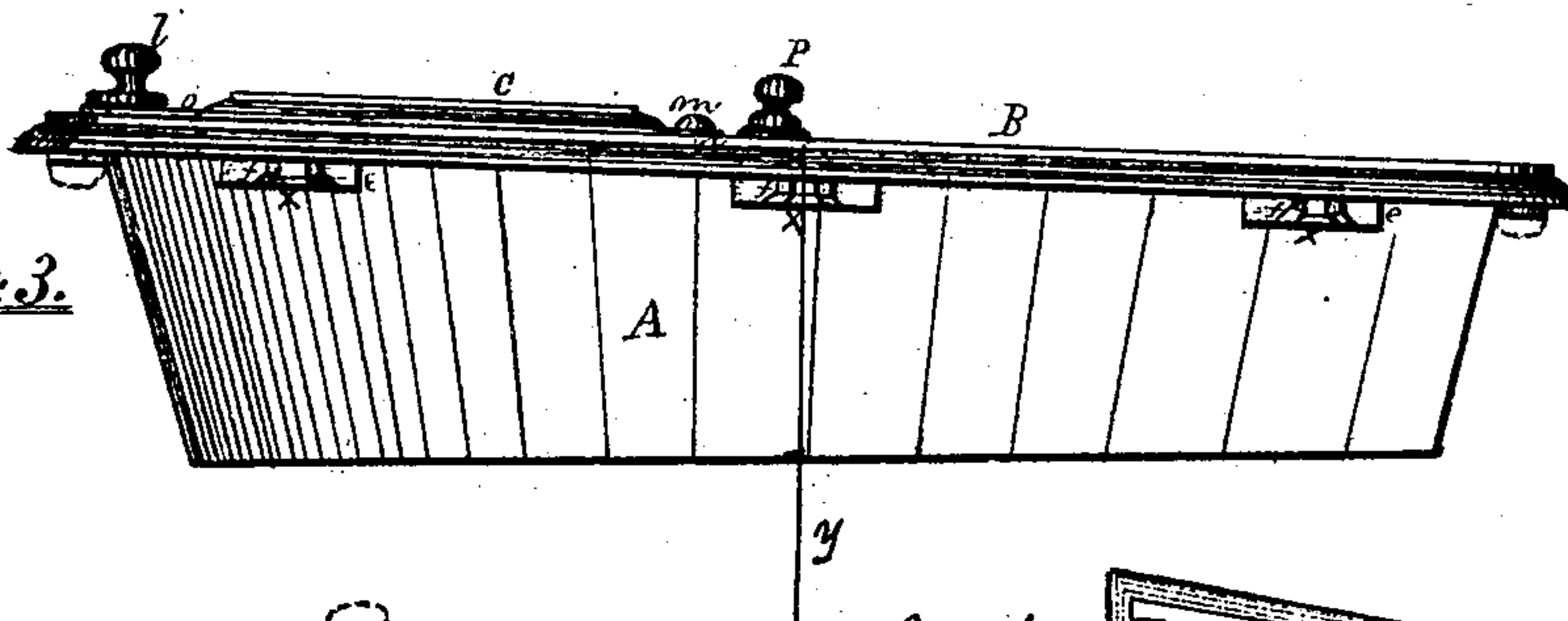


fig: 5.

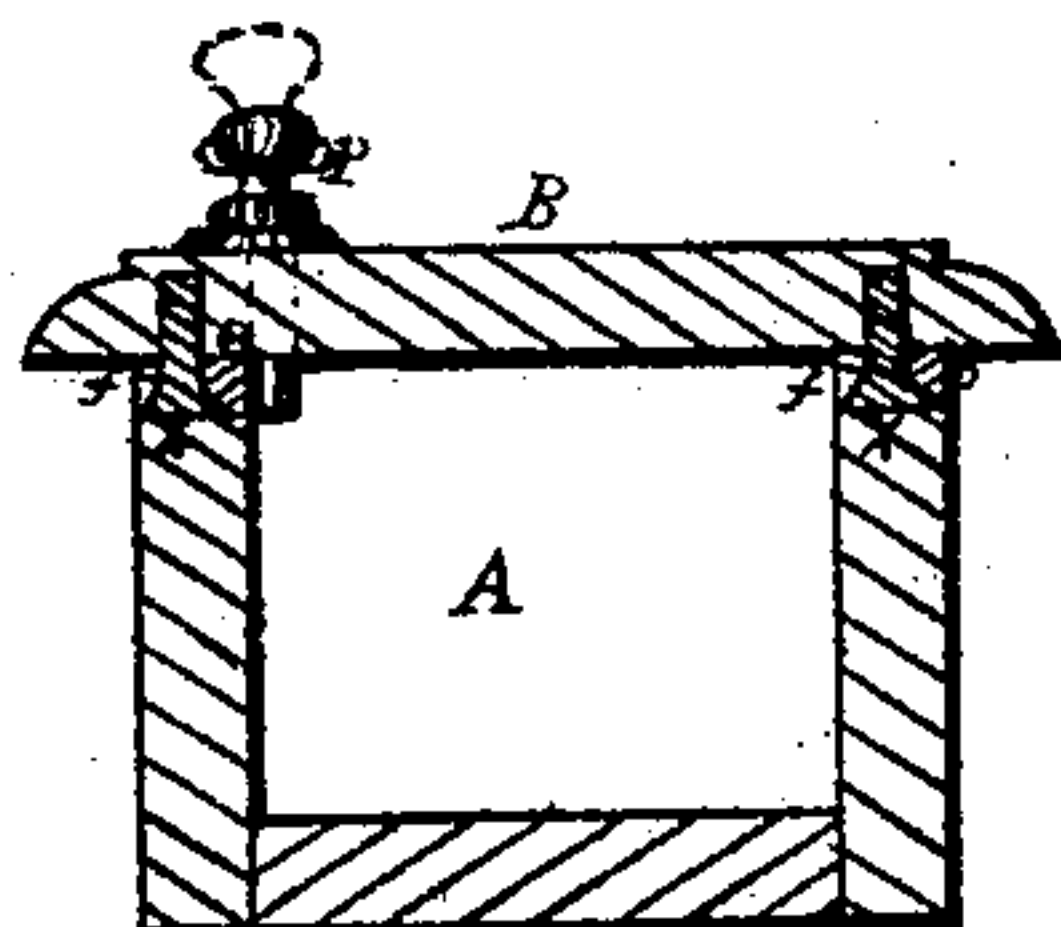
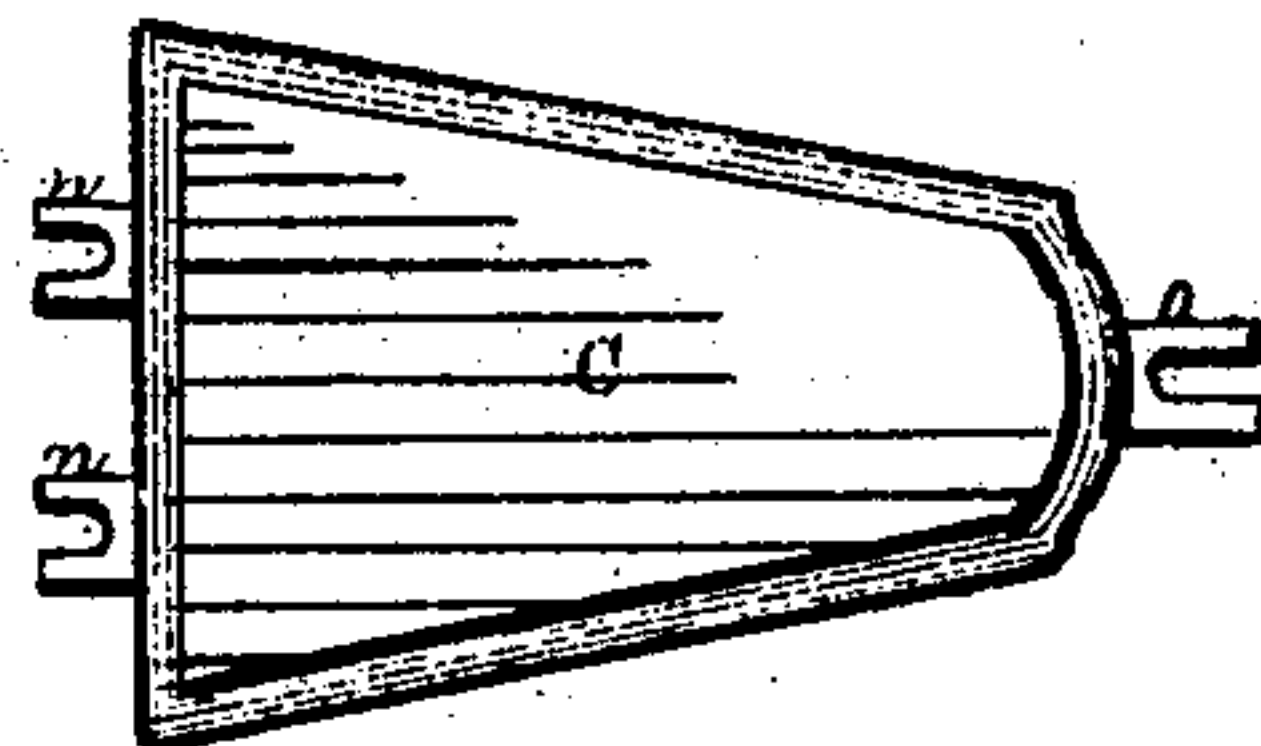


fig: 4.



Witnesses

J. E. Johnson  
Jas. B. Thompson

Inventor

William Hamilton

# United States Patent Office.

WILLIAM HAMILTON, OF ALLEGHENY CITY, PENNSYLVANIA.

Letters Patent No. 107,253, dated September 13, 1870.

## IMPROVEMENT IN LID-FASTENINGS FOR BURIAL-CASKETS.

The Schedule referred to in these Letters Patent and making part of the same.

*To all whom it may concern:*

Be it known that I, WILLIAM HAMILTON, of the city and county of Allegheny and State of Pennsylvania, have invented a new and useful Improvement in Device for Securing the Lids on Burial Caskets and Coffins; and I do hereby declare that the following is a full, clear, and exact description thereof, reference being had to the accompanying drawing and to the letters of reference marked thereon.

The nature of my invention consists in the method hereinafter described for securing the face-covering to the lid of a coffin or burial-casket.

To enable others skilled in the art to make and use my invention, I will proceed to describe its construction and operation.

In the accompanying drawing which forms part of my specification—

Figure 1 is a top view or plan of a coffin with the lid removed, and represents a top view of that part of the fastening secured to the body of the coffin.

Figure 2 represents the lid when inverted, showing the arrangement of that part of the fastening secured to it.

Figure 3 is a side elevation of the coffin, representing its lid secured in its place.

Figure 4 is a top view of the cap of the lid.

Figure 5 is a transverse section of the coffin when cut through at *y-y* of fig. 3.

The cap or face-piece *c* is secured on the lid by means of the slotted pieces *n* and *o* secured to it, and through the medium of the screws *l* and *m*, or nails in the lid. The shanks of the screws *m*, or nails, enter the slots in the piece *n* with the under side of the heads of the screws resting on the upper side of the pieces. The shank of the thumb-screw *l* enters the slot in the piece *o*, which is made longer than the pieces *n*, so that the cap may be moved toward the thumb screw *l*, and allow the pieces *n* to pass from under the heads of the screws *m*, or nail-heads, thereby allowing the removal of the cap-piece *c*, and the securing of it on the lid *B*, by simply turning the thumb-screw *l*.

Having thus described my improvement,

What I claim as my invention is—

The slotted pieces *n* and *o*, in combination with the screws *l* and *m*, for securing the cap *c* on the lid *B*, as herein described.

WILLIAM HAMILTON.

Witnesses:

A. C. JOHNSTON,  
JAS. G. THOMPSON.