

C. S. Bonney,

Sash Lock.

No. 107,157.

Patented Sept. 6. 1870.

Fig. 1.

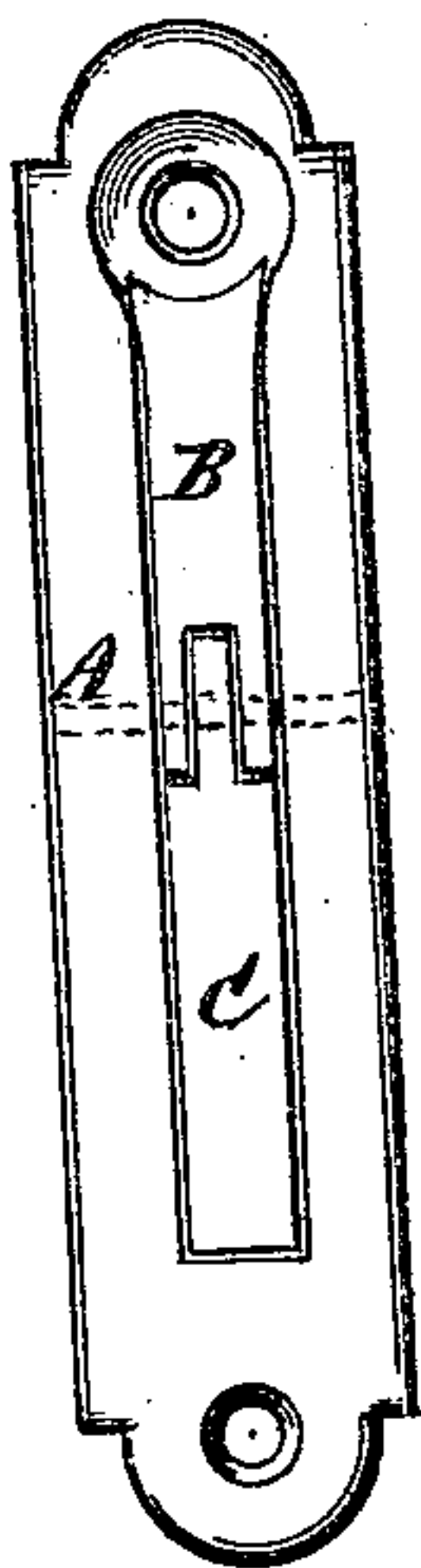


Fig. 2.

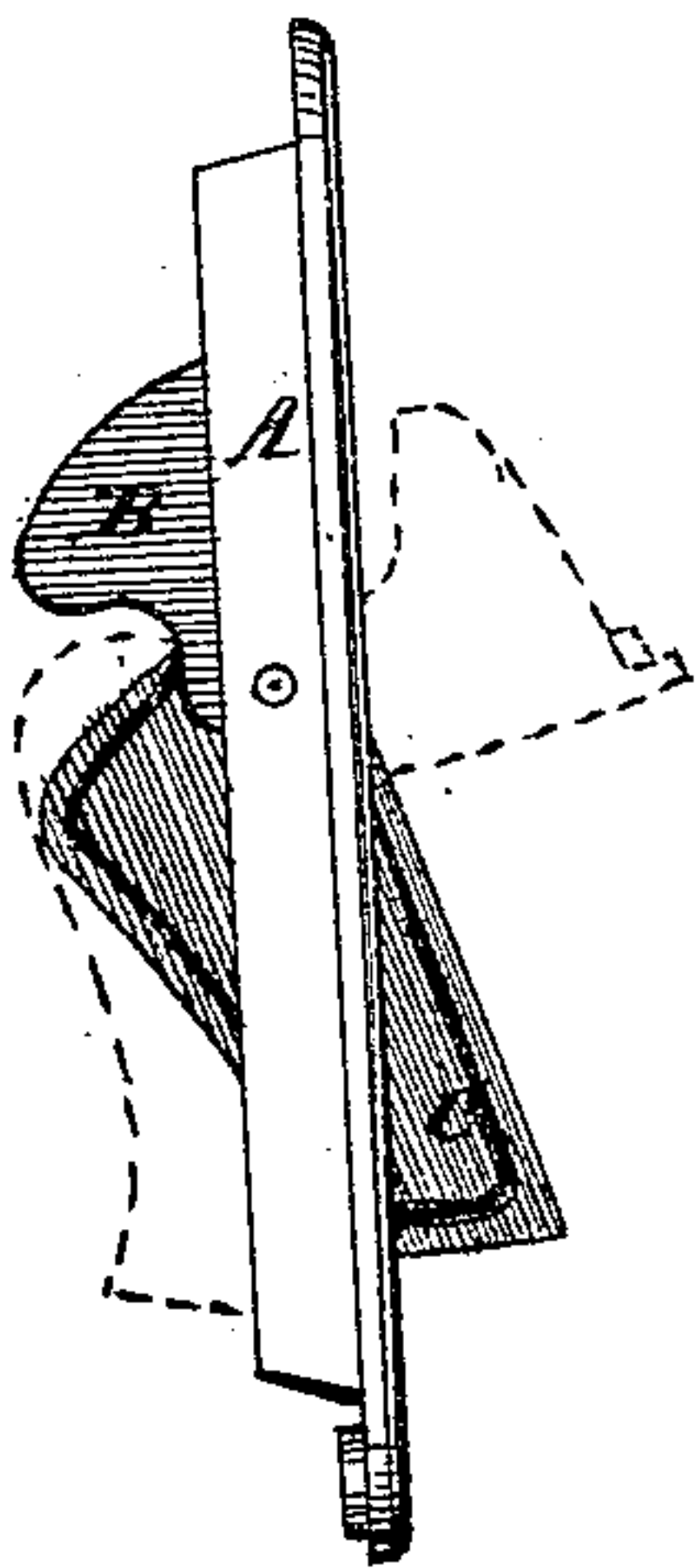


Fig. 3.

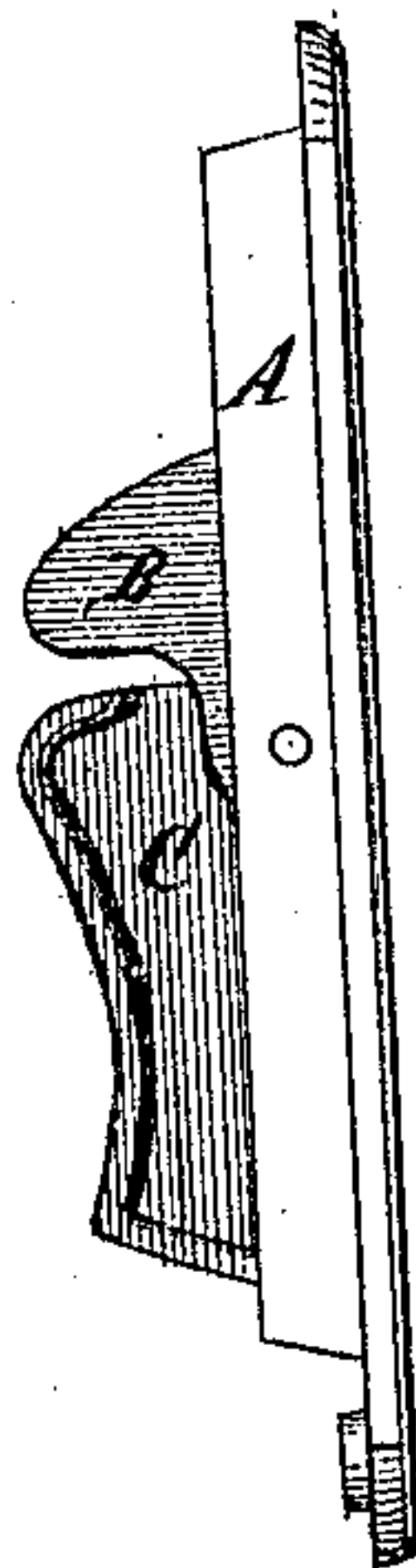


Fig. 4.

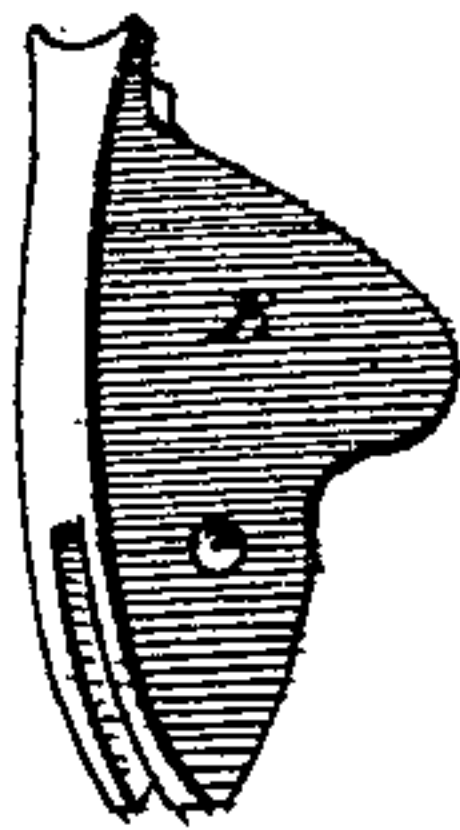


Fig. 5.




Fig. 6.



Witnesses.

J. A. Morley

Wm S. Moorhead

Inventor.

C. S. Bonney

United States Patent Office.

CHARLES S. BONNEY, OF SYRACUSE, NEW YORK.

Letters Patent No. 107,157, dated September 6, 1870.

IMPROVEMENT IN SASH-HOLDERS.

The Schedule referred to in these Letters Patent and making part of the same.

To all whom it may concern:

Be it known that I, CHARLES S. BONNEY, of Syracuse, State of New York, have invented a new and useful Improvement in Sash-Lock; and I do hereby declare that the following is a full and complete description of the same, reference being had to the annexed drawing making a part of this specification, in which—

Figure 1 is a vertical front view.

Figure 2 is a side view when the window is fastened, the dotted lines showing its position when unfastened.

Figure 3 is a side view, showing its position when one sash is passing the other.

Figure 4 is a side view of the lever.

Figure 5, side view of fastener.

Figure 6, front view of lever.

My invention is an improvement on the invention described in the patent granted to H. Hochstrasser, 27th September, 1853, and consists in an additional pivoted piece, whose function is to retain the stop within its case when pushed back, to allow of raising the window, said piece being so arranged as to be acted upon by the window when raised, when the piece releases the catch proper. I am aware that in the case alluded to a spring-catch is provided to perform this function, but it does so in a way substantially different from mine; I therefore confine my claim to the particular form of weighted detent hereinafter described.

A is a slotted plate, in which is suspended, by a pin, the lever B, and the fastener C, the slot being enough longer and broader at the top to admit the end of the finger to pull out the lever B.

B is a lever with a slot in the lower end, to receive the upper end of the fastener C, and heavy enough, so that when it is pulled over, it will by its own weight hold the fastener C back into the plate A, so as to allow the windows to pass each other, which, when passing, the lower one will strike against the lever B, and force it back into the plate, and thereby releasing the fastener C, so that it will swing out and fasten them again when they are closed.

C is a piece of such a shape that, by being hung by one upper corner, as in the lever B, its own weight will cause the lower end to swing out over the lower sash, and thereby fasten them when they are closed.

What I claim as new, and wish to secure by Letters Patent, is—

The piece B, which is used to hold the locking-piece C back into the slotted plate A, and which is acted upon automatically by the window to release the fastening-piece.

CHARLES S. BONNEY.

Witnesses:

A. F. BONNEY,
B. MCGUIN.