

J. H. Waite,

Bedstead Fastener.

No. 107,131.

Patented Sept. 6. 1870.

Fig. 1.

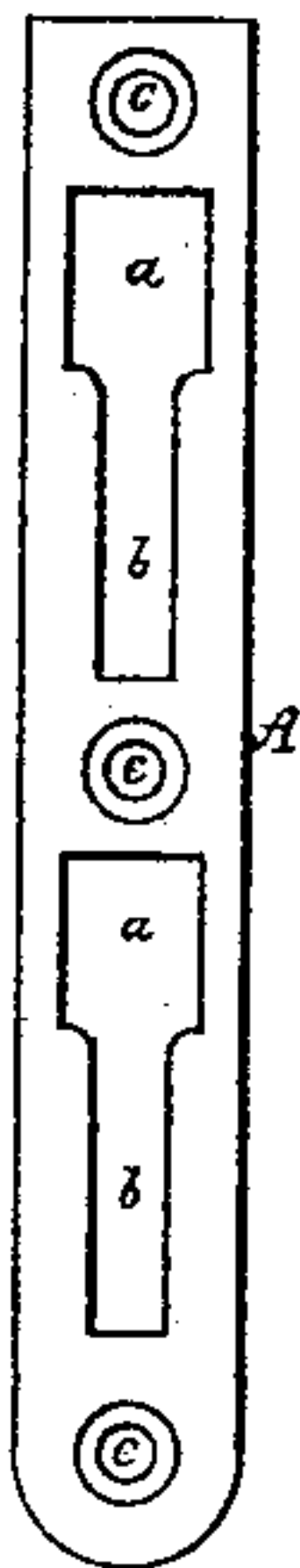


Fig. 2.

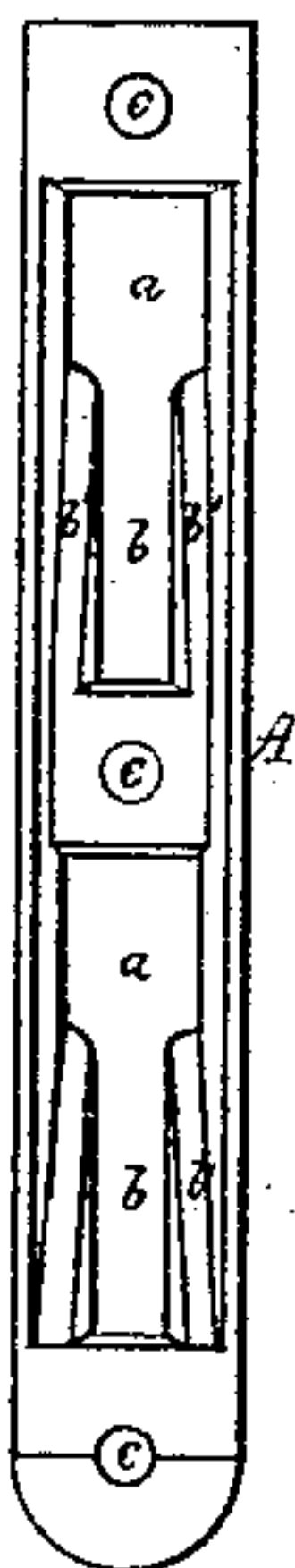


Fig. 3.

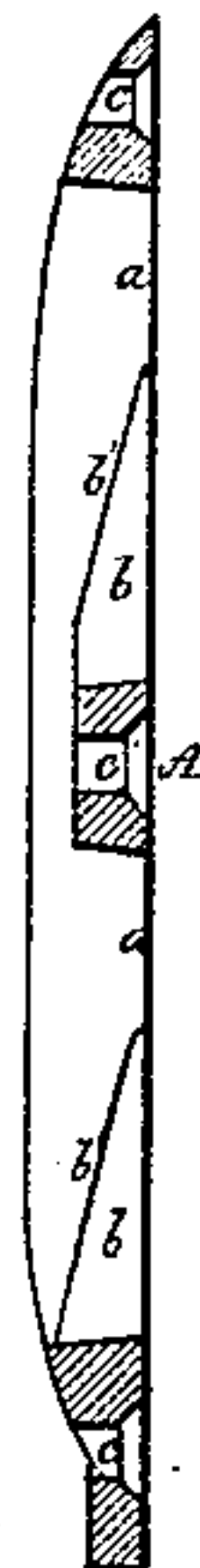


Fig. 4.

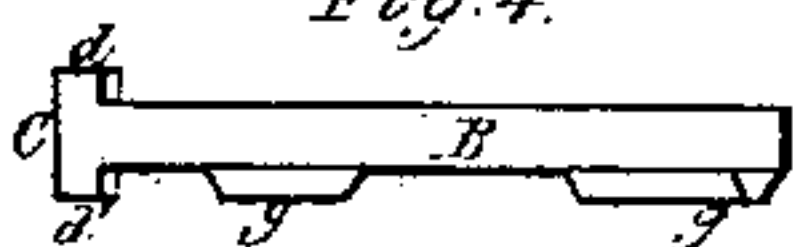


Fig. 7.

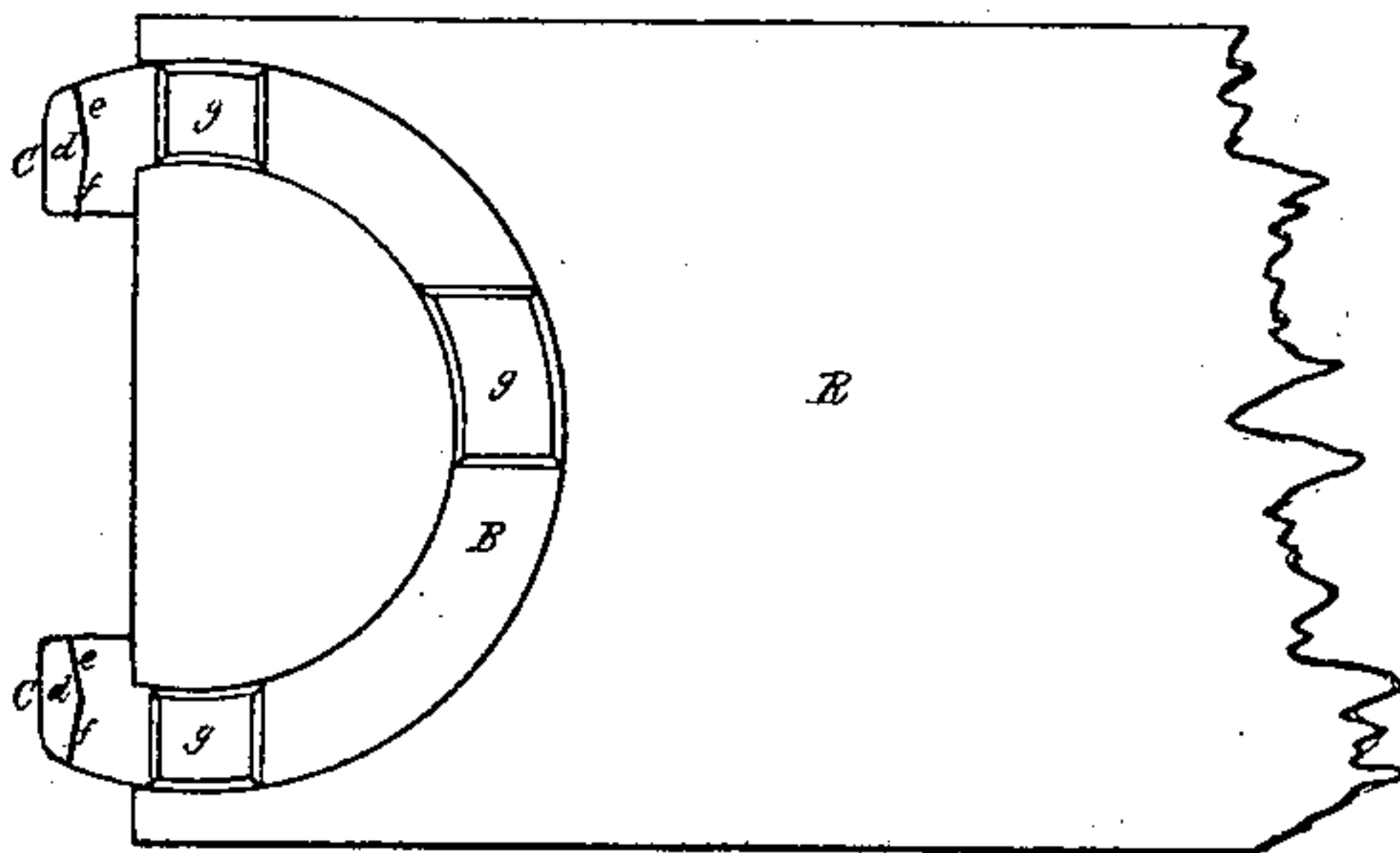


Fig. 5.

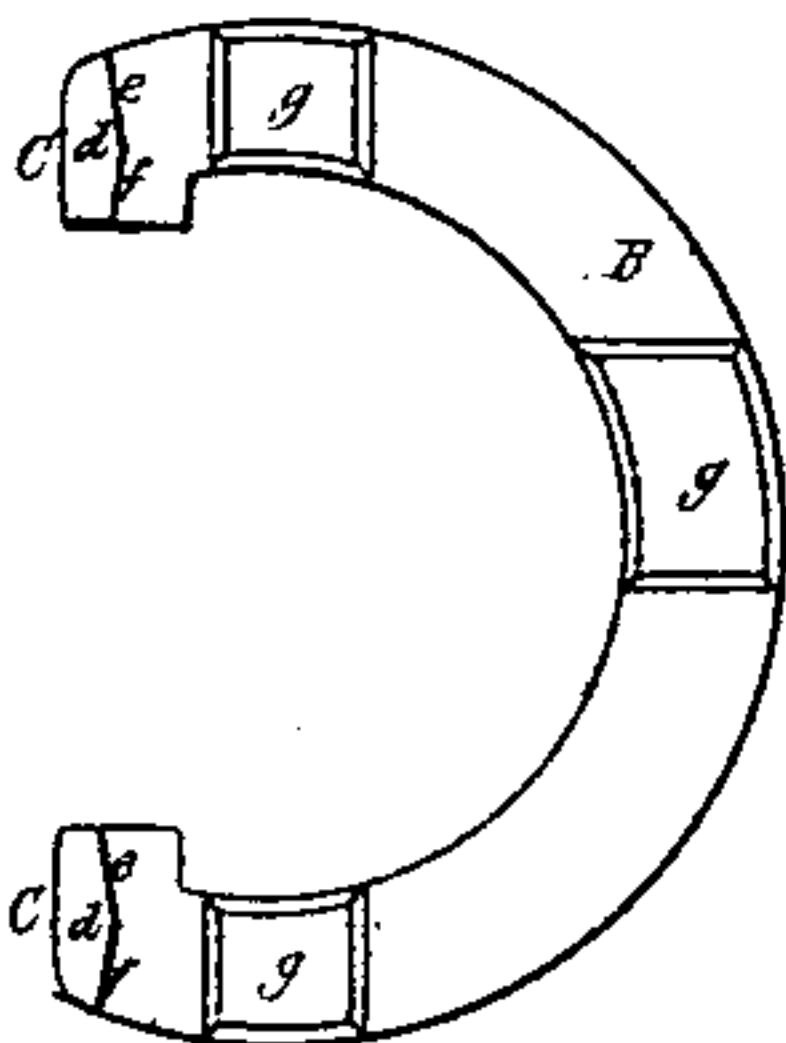


Fig. 8. Fig. 9.

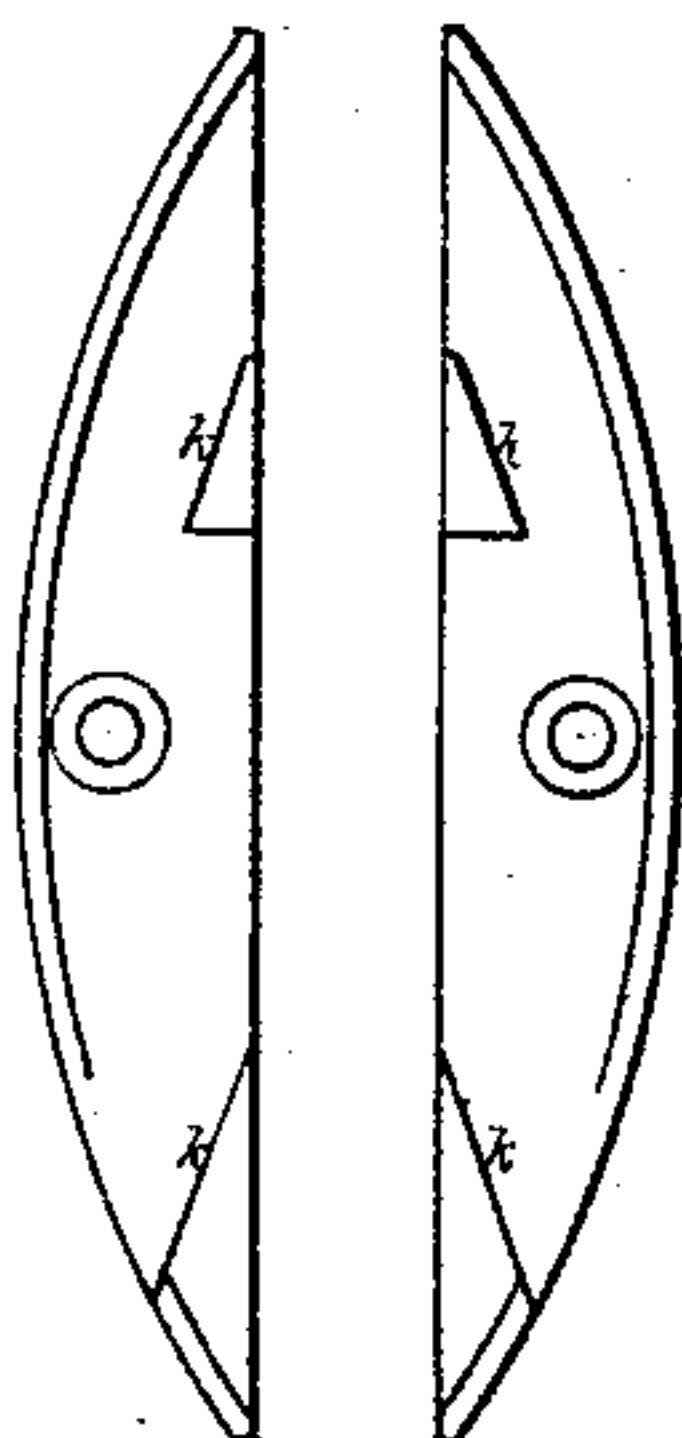


Fig. 6.

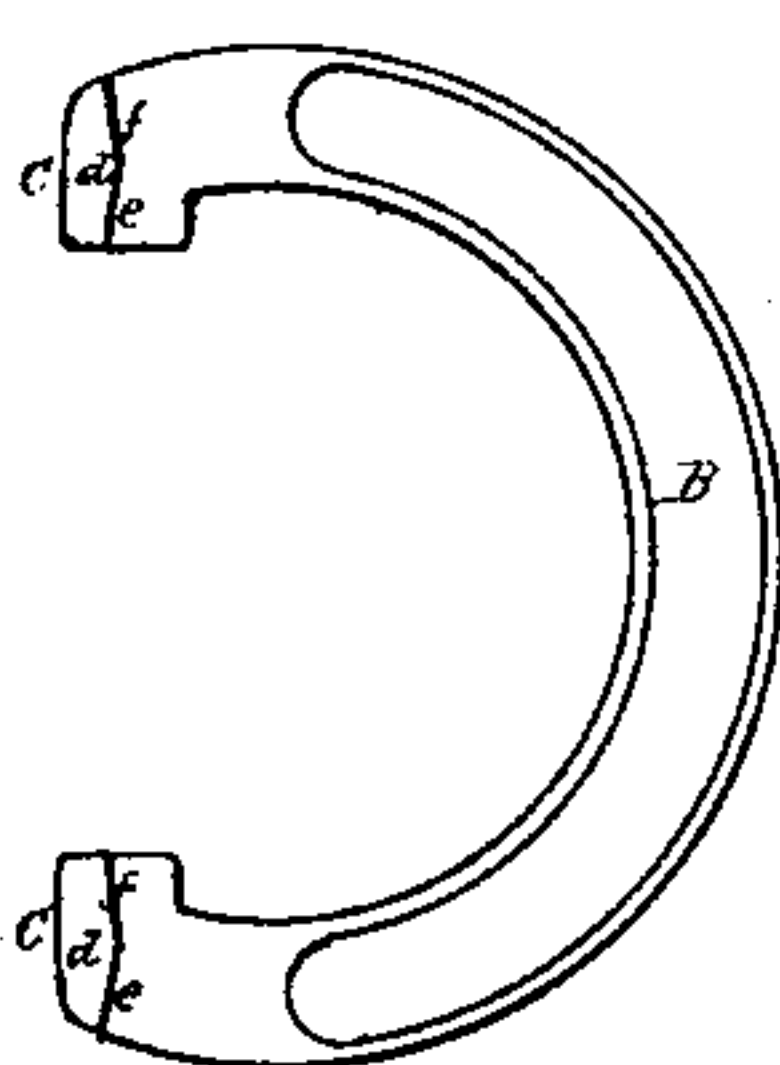
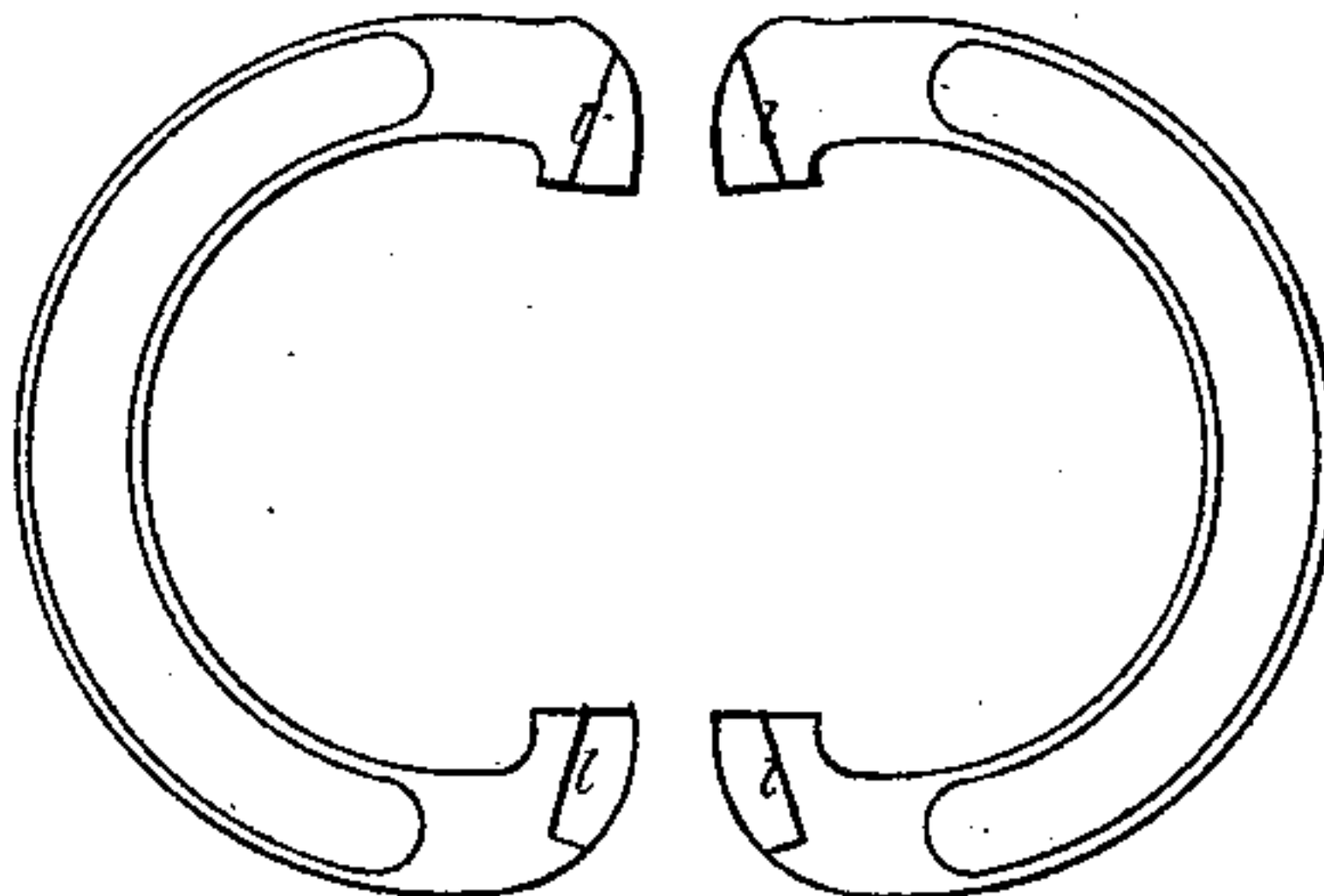


Fig. 10.

Fig. 11.



Witnesses.

J. N. Piper.

L. N. Moore.

James H. Waite

by his attorney

W. H. Eddy

United States Patent Office.

JAMES H. WAITE, OF ORANGE, MASSACHUSETTS, ASSIGNOR TO RODNEY HUNT, JAMES H. WAITE, AND DAVID B. FLINT, OF SAME PLACE.

Letters Patent No. 107,131, dated September 6, 1870.

IMPROVED BEDSTEAD-FASTENING.

The Schedule referred to in these Letters Patent and making part of the same.

To all persons to whom these presents may come:

Be it known that I, JAMES H. WAITE, of Orange, of the county of Franklin of the State of Massachusetts, have invented a new and useful Improvement in Bedstead-Fastenings; and do hereby declare the same to be fully described in the following specification and represented in the accompanying drawing, of which—

Figure 1 is a front view;

Figure 2, a rear elevation; and

Figure 3, a vertical section of the one portion or the female or socket part of the fastening.

Figure 4 is a top view;

Figure 5, a front elevation; and

Figure 6, a rear view of the other or male portion of the fastening, such part being semicircular in form or thereabouts, as shown.

The first or socket part, A, is constructed with two entrance-ports, *a a*, and with a slot, *b*, leading down from each of such ports, each slot being flanked by two wedges or inclined planes *b' b'*.

Furthermore, holes, *c c c*, for the reception of screws for screwing the part A to the bed-post of a bedstead are made in such part A.

The curved part B I construct of a form analagous to that of a "horseshoe," that is, curved as represented, but having, at each terminus a head, C, for to project from each of the opposite sides of the curved parts and with each of the projecting portions *d d* beveled in opposite directions on its inner edge, in manner as shown at *e f*, the projecting parts *d d* being to operate with the inclined planes *b' b'*.

Furthermore, the part B is constructed with projections, *g g g*, extended from one side of it far enough to be even with the inner face of the bed-rail when the part B is sunk within such or applied thereto, in manner as shown in Figure 7, which is intended to represent the part B as within a curved groove made in the rail R.

A cap-piece of wood, either glued or screwed to the rail, is to cover that part of the portion B which may

be within the rail, and is to bear on or be in contact with the outer faces of the projections *g*. The projections enable the part B to be sunk within the rail to a greater depth than the thickness of such part, so as to carry the projections *d d* back to the proper distances with reference to the faces of the rail. The projections *g* are advantageous in other respects.

The construction of the parts A and B in manner as described enables them to be used for either side of a bedstead, that is, for connecting either rail to either of its posts, and thereby does away with the necessity of having separate "right-and-left" connections as usually made, and which are constructed as shown in Figures 8, 9, 10, and 11 of the drawing, figs. 8 and 9 being front elevations of the two opposite or right and left post fixtures, and figs. 10 and 11 being representations of the rail fixtures to connect with the post fixtures.

It will be observed that each of the said fixtures has but two inclined planes or projections, they being shown in figs. 8 and 9 at *k k*, and in figs. 10 and 11 at *l l*.

We avoid the use of the rights-and-lefts by so constructing the parts A, B that they will answer for connecting each post of a bedstead to its next adjacent rail.

Therefore, I do not claim the bedstead-fastening made as represented in figs. 8, 9, 10, and 11; nor do I claim a bedstead-fastening constructed as represented in the United States patent No. 87,380.

I claim—

As a new or improved manufacture, the bedstead-fastener B, as provided with the projections *g g g*, and constructed in other respects as described, for use with the felly part A, made in manner as explained and represented.

JAMES H. WAITE.

Witnesses:

R. H. EDDY,
S. N. PIPER.