

E. CHAMBERLIN.

Whip Socket.

No. 106,998.

Patented Sept. 6, 1870.

Fig 1.




Fig 2.

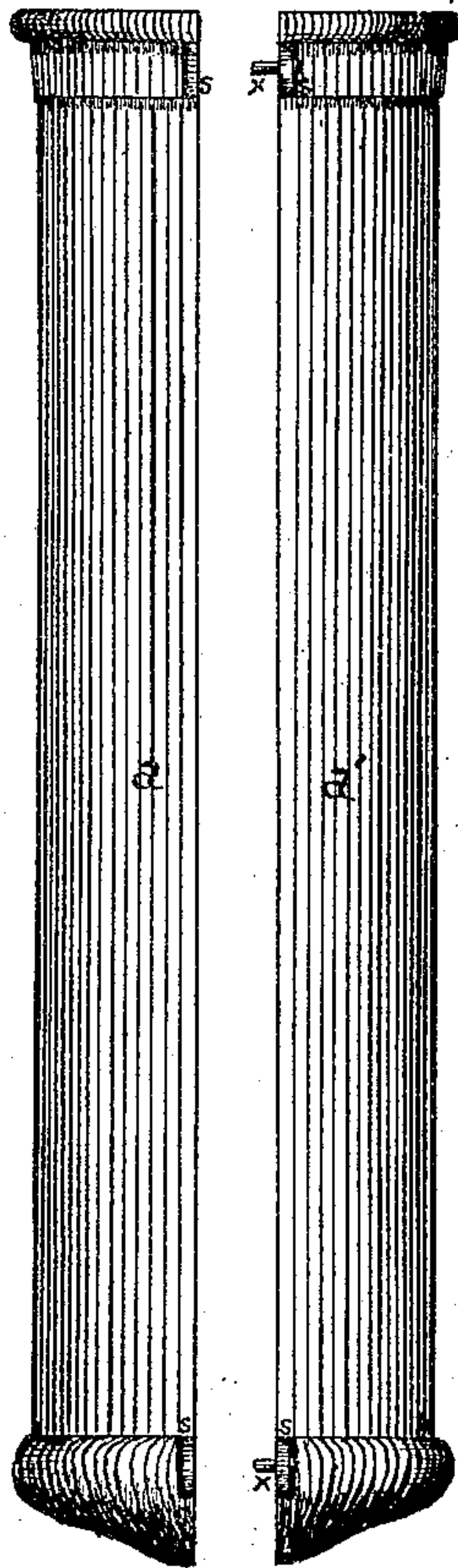


Fig 3.

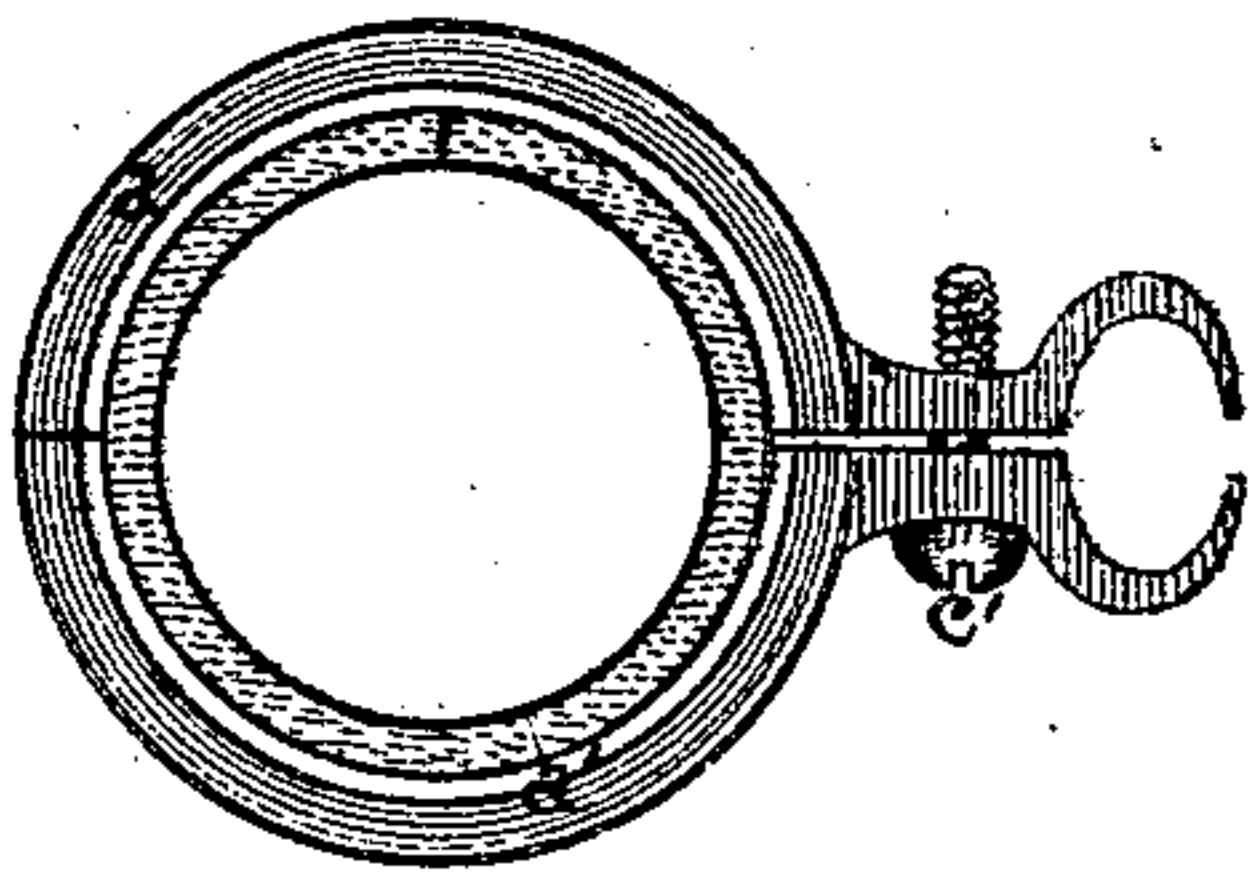
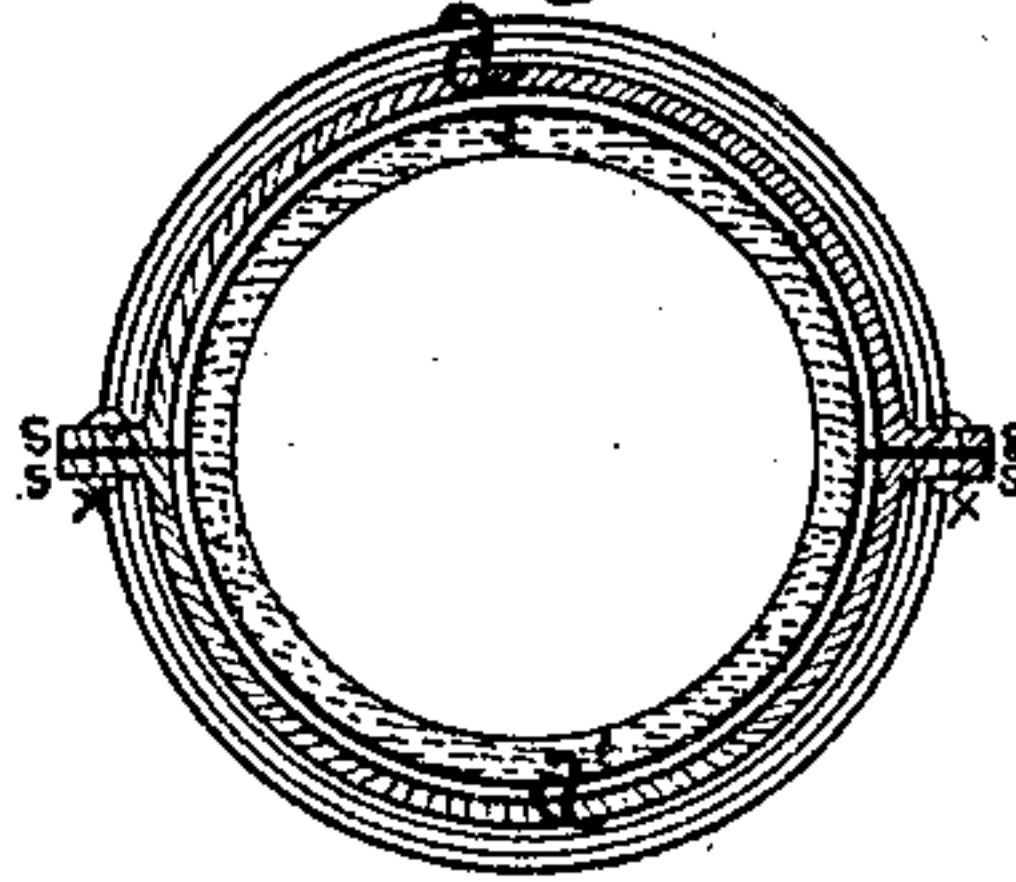


Fig 4.



Witnesses

Edwin Chamberlin, Jr.

James J. Clark

Edwin Chamberlin

Inventor.

United States Patent Office.

EDWIN CHAMBERLIN, OF LANSINGBURG, ASSIGNOR TO HIMSELF AND
JOHN O. MARRIAM, OF TROY, NEW YORK.

Letters Patent No. 106,998, dated September 6, 1870.

IMPROVEMENT IN WHIP-SOCKET.

The Schedule referred to in these Letters Patent and making part of the same.

To all whom it may concern :

Be it known that I, EDWIN CHAMBERLIN, of Lansingburg, in the county of Rensselaer and State of New York, have invented a new and improved Mode of Constructing Whip Sockets; and I do hereby declare that the following is a description thereof, reference being had to the accompanying drawing making a part of this specification, in which—

Figure 1 represents a perspective view of a socket, embodying my invention.

Figure 2 represents a perspective view of the same in halves.

Figure 3 is a cross-section through lines No. 1, fig. 1.

Figure 4 is a cross-section through lines No. 1, in fig. 2.

The nature of my invention consists in constructing in halves, from sheet metal, cast metal, or other suitable material, a whip-socket, which halves, when joined together and secured, will be capable of performing all the functions of a whip-socket, and in constructing such a socket thus made, almost any form or configuration can be given to its surface lines, and a great variety of ornamentation can be applied, either when made from sheet metal or cast material.

To enable others skilled in the art to make and use this invention, I will proceed to describe it in reference to the drawing and the letters of reference marked thereon, the same letters indicating like parts.

In the drawing—

A, fig. 1, represents a whip-socket comprised of the halves *a* and *a'*. The said halves *a* and *a'* are made of sheet or cast material, and are in form (or nearly so, in a vertical view,) semicircles, as shown in figs. 3 and 4.

When the top and bottom rims are provided with clamping-jaws, C, as in figs. 1 and 3, at both the top and bottom, I would make the said halves, *a a'*, a little scant in its back, so as not to touch one another, as shown, while in front I would make the said halves full, so as to touch one another, as shown, and would draw or hold the same together by the screws *c'* of each pair of jaws.

Should the body A be constructed without the said jaws *c*, I would unite and secure together the said halves *a* and *a'* by rivets *x x*, figs. 2 and 4, passing through the ears *s s*, made on the rims *e*, which rivets would draw and hold together the said halves, and make the said sockets the same in effect as if it was in one and a continuous piece, and, in such a case, would prefer to use the clamping-arms and jaws invented and patented by myself, to secure the socket thus made to the dash.

By this invention sockets can be made very economically from sheet metal by stroking up the said halves under a drop, or from cast malleable iron, and a variety of form and ornamentation not convenient to associate with a whip-socket, as now constructed, can be given.

What I claim, and desire to secure by Letters Patent, is—

A whip-socket, and the jaws to attach the same to the carriage, formed in two pieces *a* and *a'*, secured together and to the carriage by the same screws or rivets, substantially as shown and described.

EDWIN CHAMBERLIN.

Witnesses:

EDWIN CHAMBERLIN, Jr.,
JAMES I. CLARK.