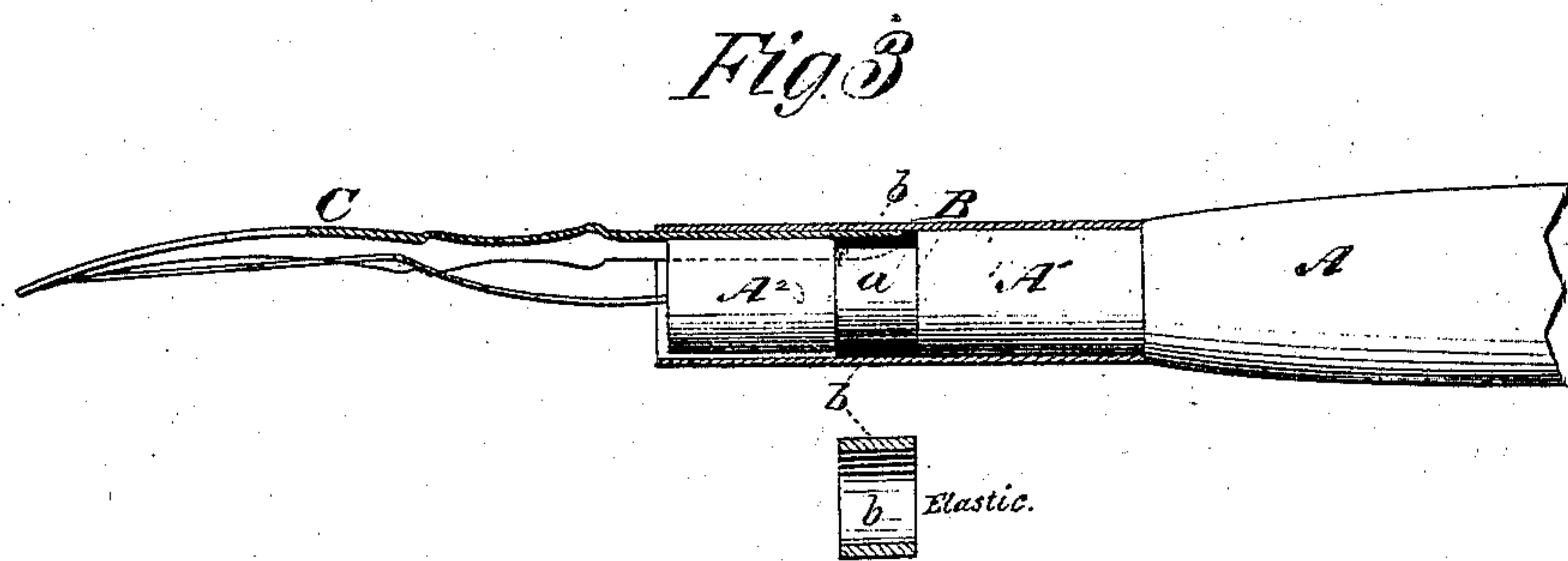
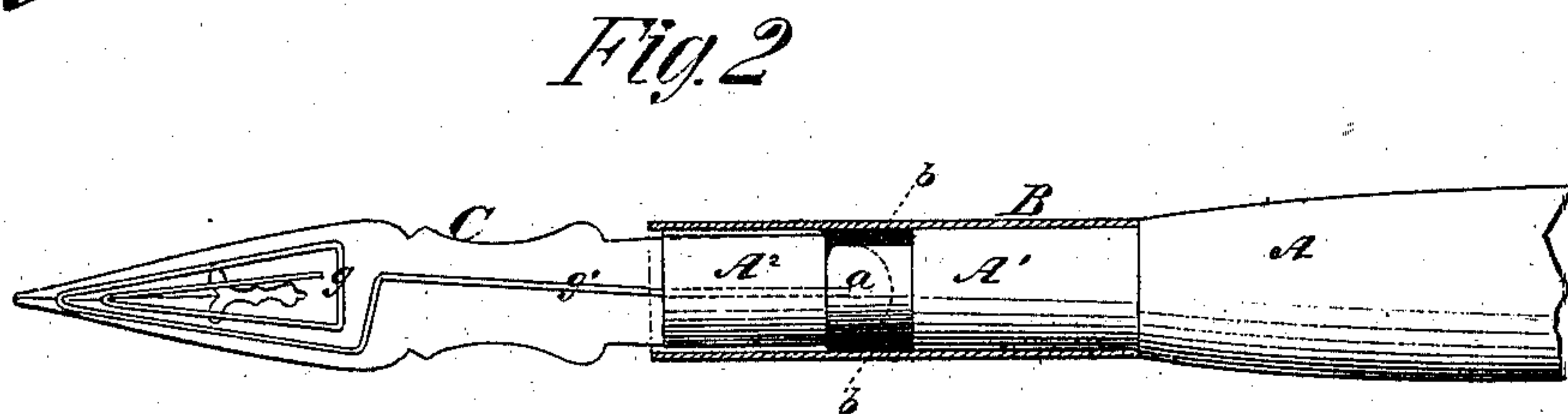
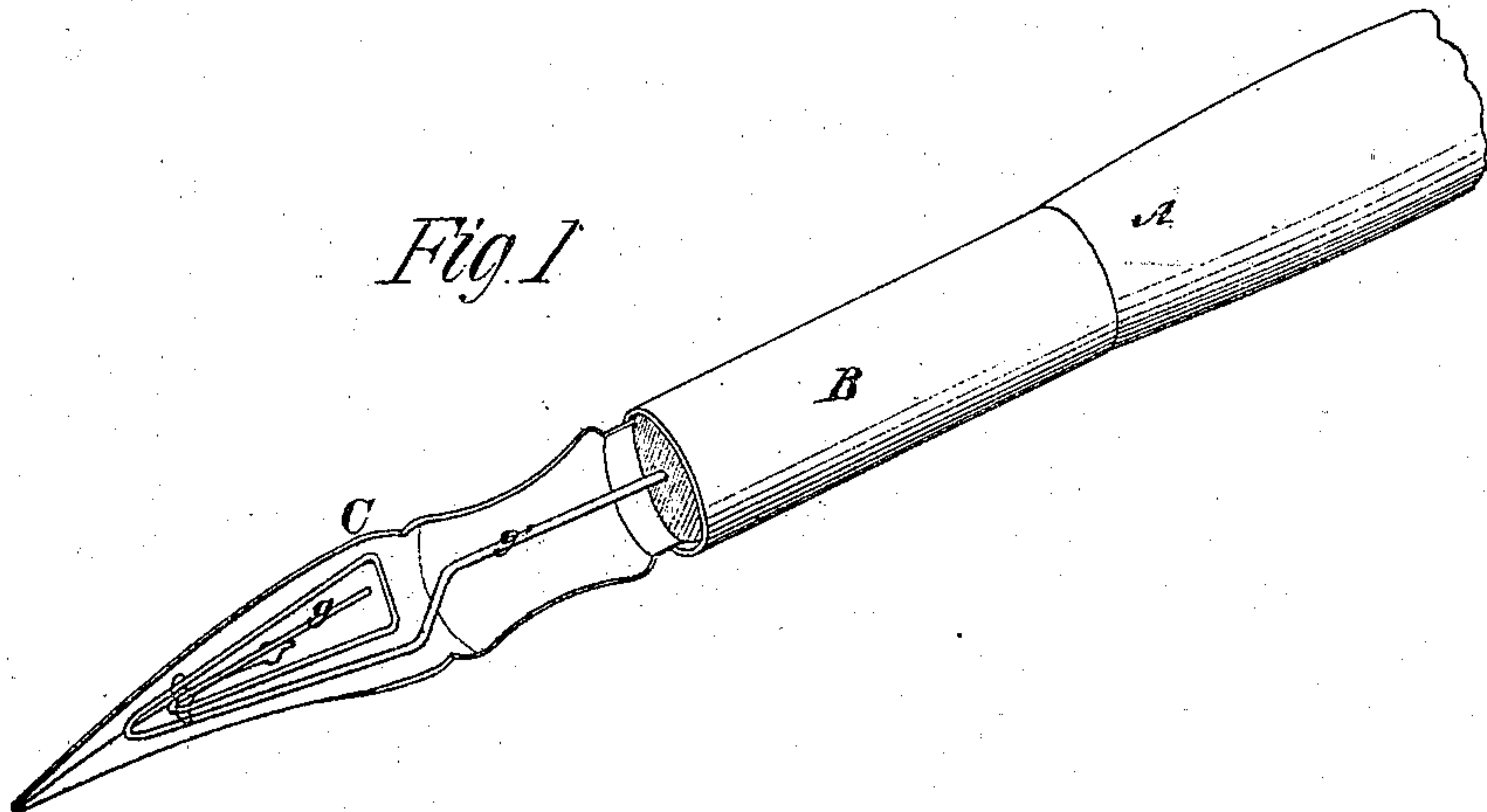


*R. B. Lawrence,
Fountain Pen.*

No. 106,596.

Patented Aug. 23, 1870



Witnesses
R. I. Campbell
J. W. Campbell

Inventor
R. B. Lawrence
by
Wm. Knobel & Lawrence

United States Patent Office.

ROBERT B. LAWRENCE, OF WHEELING, WEST VIRGINIA.

Letters Patent No. 106,596, dated August 23, 1870.

IMPROVEMENT IN PEN-HOLDERS.

The Schedule referred to in these Letters Patent and making part of the same.

To all whom it may concern:

Be it known that I, ROBERT B. LAWRENCE, of Wheeling, in the county of Ohio and State of West Virginia, have invented certain novel Improvements in Writing Instruments; and I do hereby declare that the following is a full, clear, and exact description thereof, reference being had to the accompanying drawing making part of this specification, in which—

Figure 1 is a perspective view of a portion of the improved pen-holder, with pen and ink-retainer attached.

Figure 2 shows the pen-holder, the pen, the ink-retainer, the sheath of the pen-holder being in section, to expose the elastic cushion for the pen.

Figure 3 shows the same parts, and a longitudinal section through the pen.

Similar letters of reference indicate corresponding parts in the several figures.

To enable others skilled in the art to understand my invention, I will explain its construction and operation.

The pen-holder A I prefer to make of wood, of any suitable form, and with the usual cylindrical portion A' formed on one end, to receive the metallic sheath B.

Around the cylindrical portion A' I form an annular groove or recess, *a*, and in this recess *a* I apply an inside rubber band, *b*, shown in figs. 2 and 3, which band serves the purpose of an elastic bearing or seat for the pen C.

That portion A² of the holder which is beyond the band or elastic cushion *b* is a little smaller in diameter than the portion A¹, for the purpose of allowing the shank of the pen to be inserted into its place, and held between the metallic sheath B and said band or cushion *b*, as shown in figs. 2 and 3.

From the above description it will be seen that I

improve the wooden pen-holders which are in general use by fitting an India-rubber band to them, in such manner that the ends of the shanks of pens will be held thereon when in their places. The object of the band is to afford elasticity to the whole pen while writing with it, which is produced by the pressure of one part of the shank of the pen outward against the end of the sheath B, and the pressure of the end of said shank inward against its yielding cushion. This elasticity not only affords greater freedom of motion to the hand, but it relieves the pen-holders of that stiffness which is so tiresome to the fingers while writing.

Into the center of the cylindrical end of the pen-holder a small hole is made to receive the stem *g'* of an ink-retainer, *g*, and hold the latter in place. This ink-retainer or fountain attachment consists of a fine wire, bent so as to form three or more triangles, one end of the wire terminating in the middle of the series of triangles, and the other end terminating in the stem *g'*, which is inserted into the pen-handle. The retainer, *g* thus forms an open or skeleton frame, which is attached to the holder independently of the pen, and, when in place, lies closely into the bowl of the pen, so as to retain therein a large quantity of ink at one time, and allow it to flow freely to the point of the pen while writing.

What I claim as my invention, and desire to secure by Letters Patent, is—

The pen-holder A A¹ A², constructed with a groove in it at *a*, and furnished with an elastic ring cushion, *b*, and a confining sheath, B, substantially in the manner shown and described.

ROBERT B. LAWRENCE.

Witnesses:

J. F. MERRIMAN,
L. W. STOCKTON.