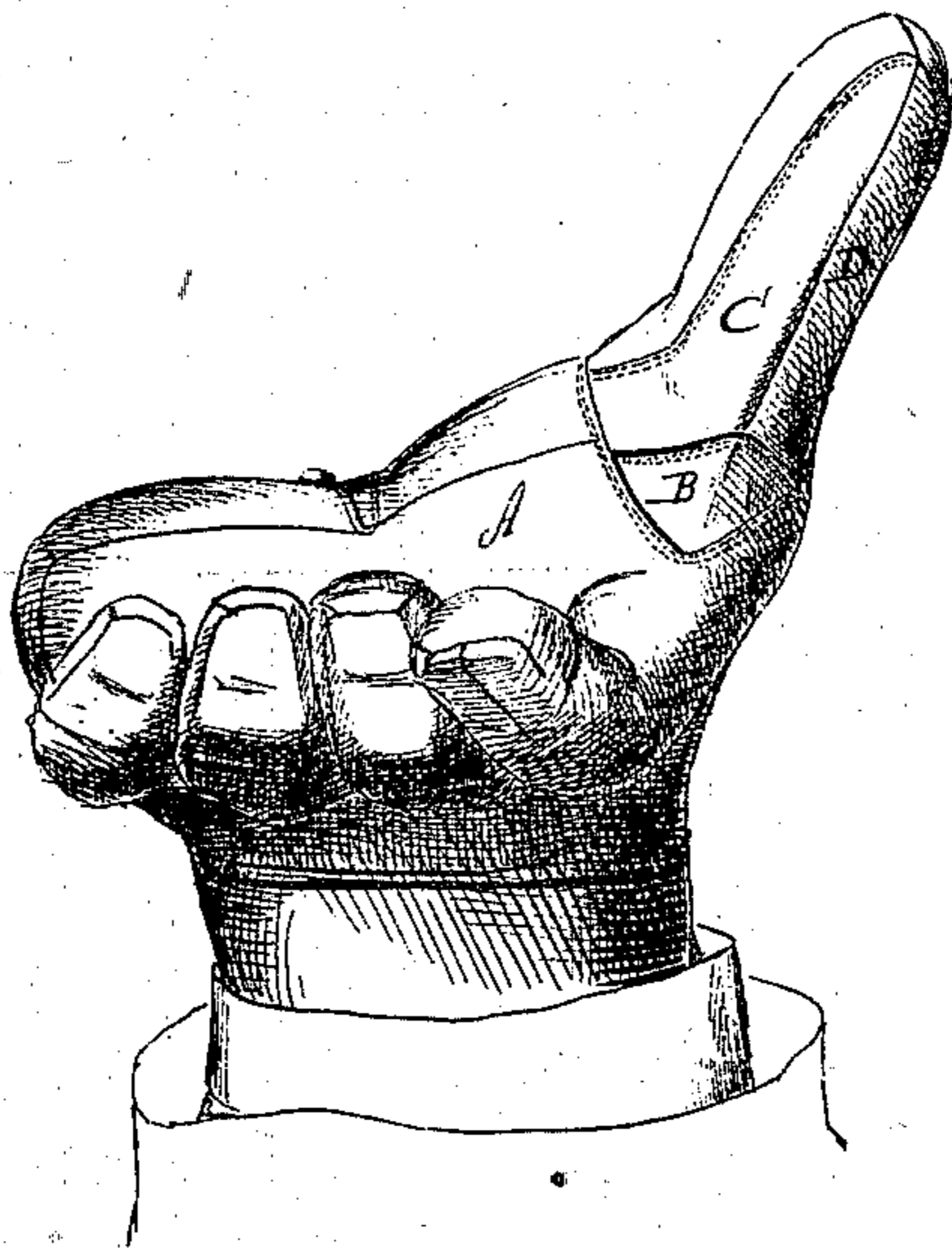


2 Sheets Sheet 1.

*D. S. Hulett,*  
*Glove.*

*No. 105,687.*

*Patented July 26. 1870.*



**Witnesses:**  
*Susane Duterich*  
*E. S. Mabee*

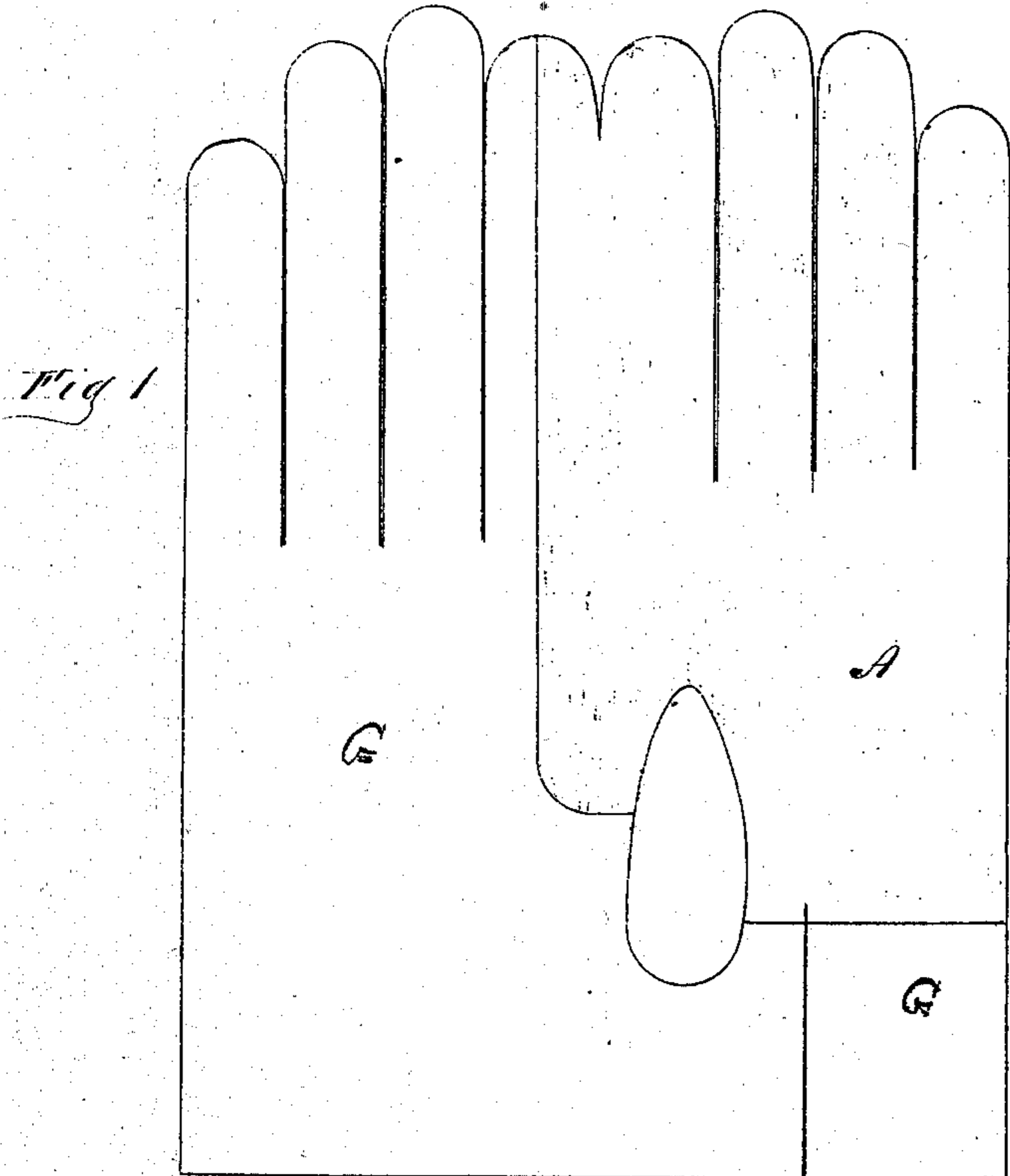
**Inventor:**  
*D. S. Hulett*  
**PER** *[Signature]*  
**Attorneys.**

*D. S. Hulett,*  
*Glove.*

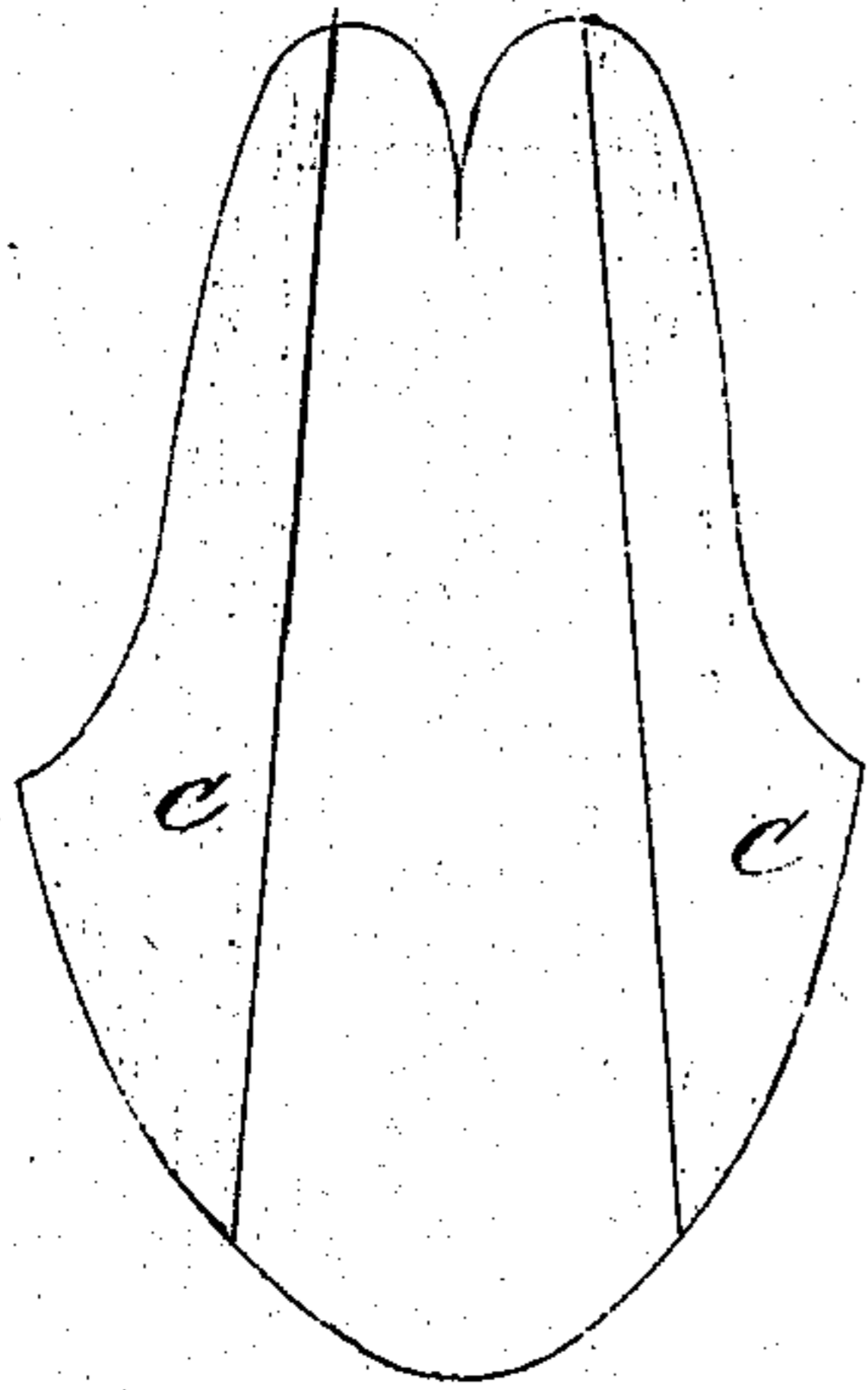
*2, Sheets, Sheet 2.*

*No. 105,687.*

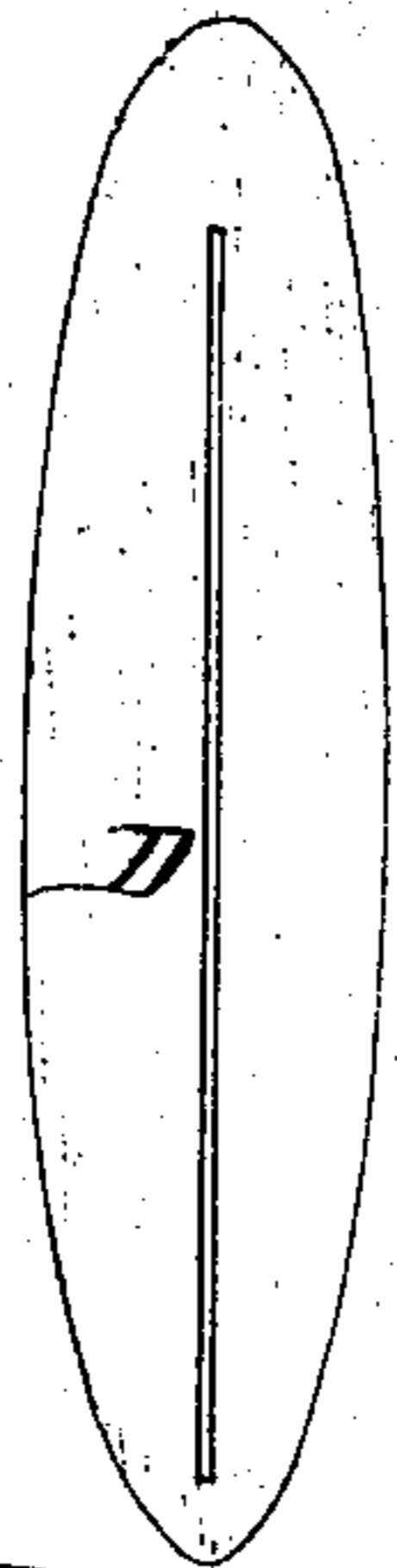
*Patented July 26, 1870.*



*Fig 2*



*Fig 3*



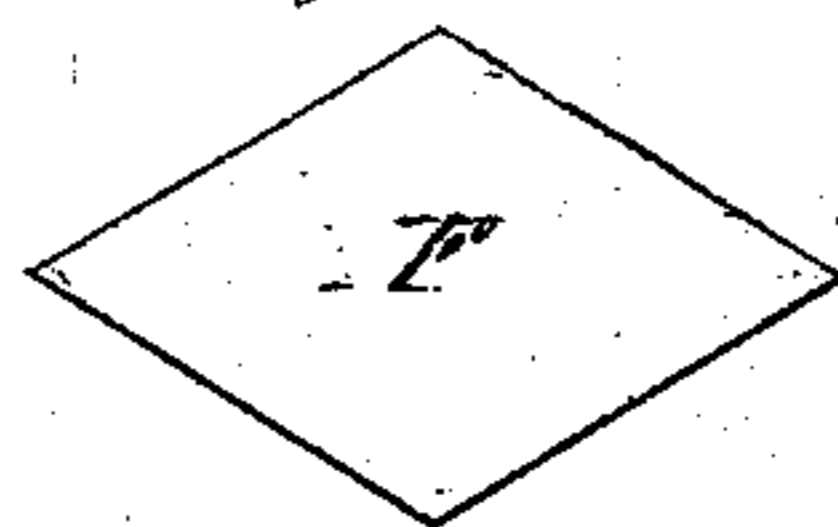
*Fig 4*



*Fig 5.*



*Fig 6.*



*Witnesses:*  
*H. J. Hetch*  
*A. M. Palmer*

*D. S. Hulett, Inventor.*  
*W. H. Hulett & Co*  
*his Attorneys.*

# UNITED STATES PATENT OFFICE.

DANIEL S. HULETT, OF GLOVERSVILLE, NEW YORK.

## IMPROVEMENT IN GLOVES.

Specification forming part of Letters Patent No. **105,687**, dated July 26, 1870.

*To all whom it may concern:*

Be it known that I, DANIEL S. HULETT, of Gloversville, in the county of Fulton and State of New York, have invented a new and useful Improvement in Gloves; and I do hereby declare that the following is a full, clear, and exact description thereof, which will enable others skilled in the art to make and use the same, reference being had to the accompanying drawing, forming part of this specification.

This invention relates to a new and useful improvement in re-enforcing gloves for driving and other purposes; and consists in the construction of the thumb and hand re-enforcements, as will be hereinafter described.

Sheet 1 of drawing represents the glove on left hand, the thumb extended and the fingers crooked, but exhibiting the pieces all sewed together.

In Sheet 2, Figure 1 represents an inside view of the body of the glove laid open, and the leather on the palm and fingers; Fig. 2, the leather thumb-pieces C C; Figs. 3 and 4, the pieces that are placed between the fingers; Fig. 5, the thumb-gusset, and Fig. 6 the finger-gussets.

Similar letters of reference indicate corresponding parts.

The glove is made of buckskin or other suitable material, with the inside of the hand,

thumb, and fingers covered with calf-skin or other leather.

A represents the re-enforce piece of leather on the inside of the hand. The leather on the thumb is cut in three pieces. (Marked B, C, and C.) The piece B forms the bend or joint. It is connected with the hand part A and with the base ends of the thumb-pieces C by means of sewing, as seen in the drawing.

The drawing represents the glove on the left hand, with the thumb extended and the finger crooked, but pointing toward the beholder.

By re-enforcing the glove in this manner its durability and usefulness are greatly increased. The leather on the thumb joined to that on the hand in this manner is not at all liable to rip, the necessary pliability being insured in every part.

Having thus described my invention, I claim as new and desire to secure by Letters Patent—

As an article of manufacture, a glove constructed of the several pieces A B C D E F, all arranged as shown and described.

DANIEL S. HULETT.

Witnesses:

ERASTUS SHARP,  
H. M. WARD.