
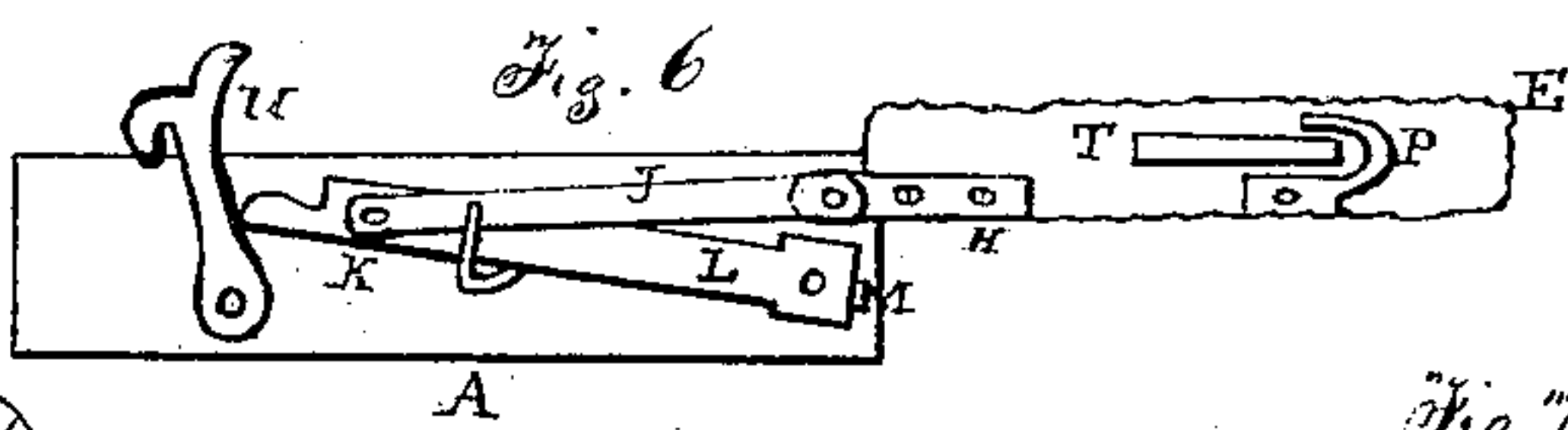
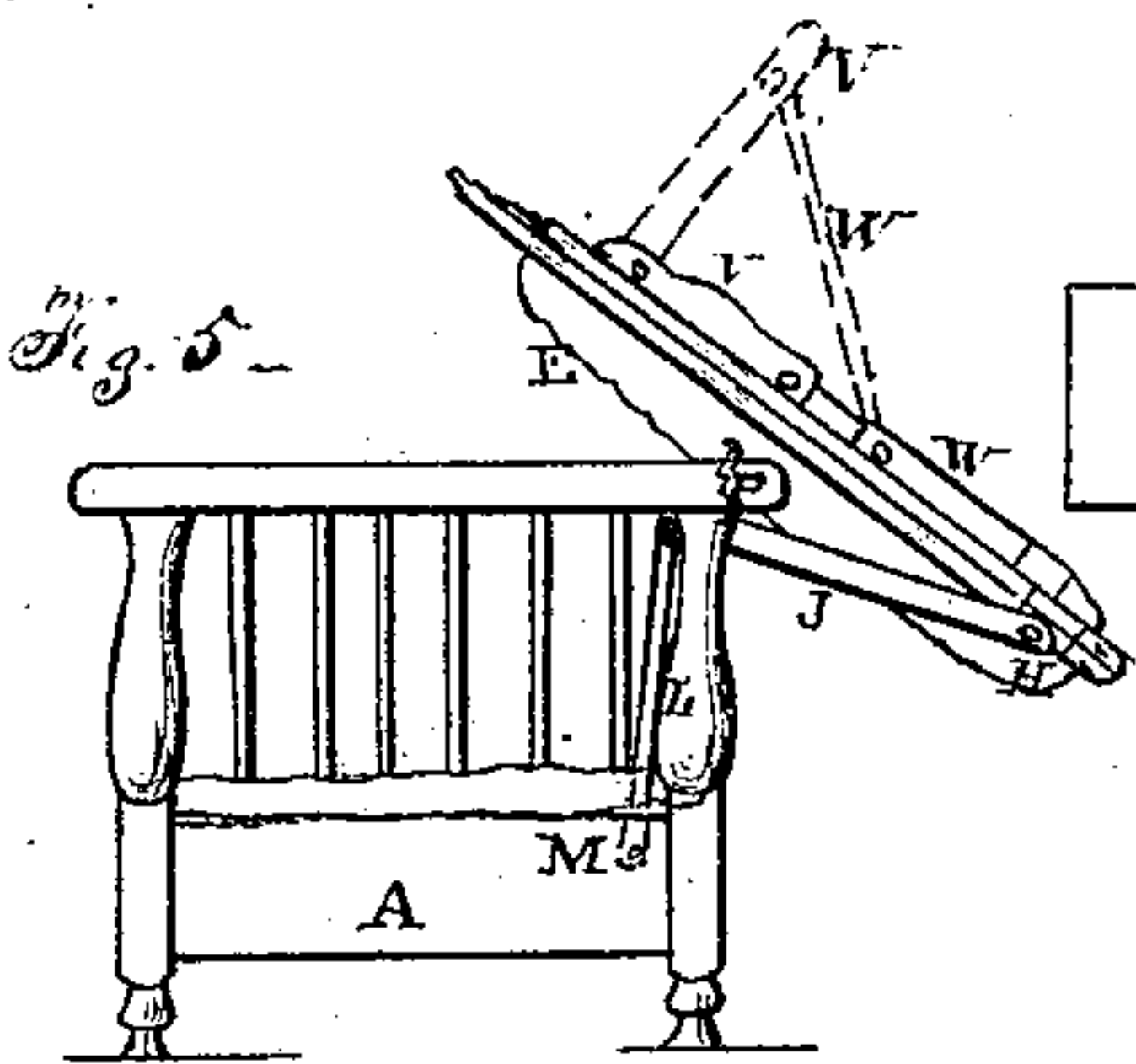
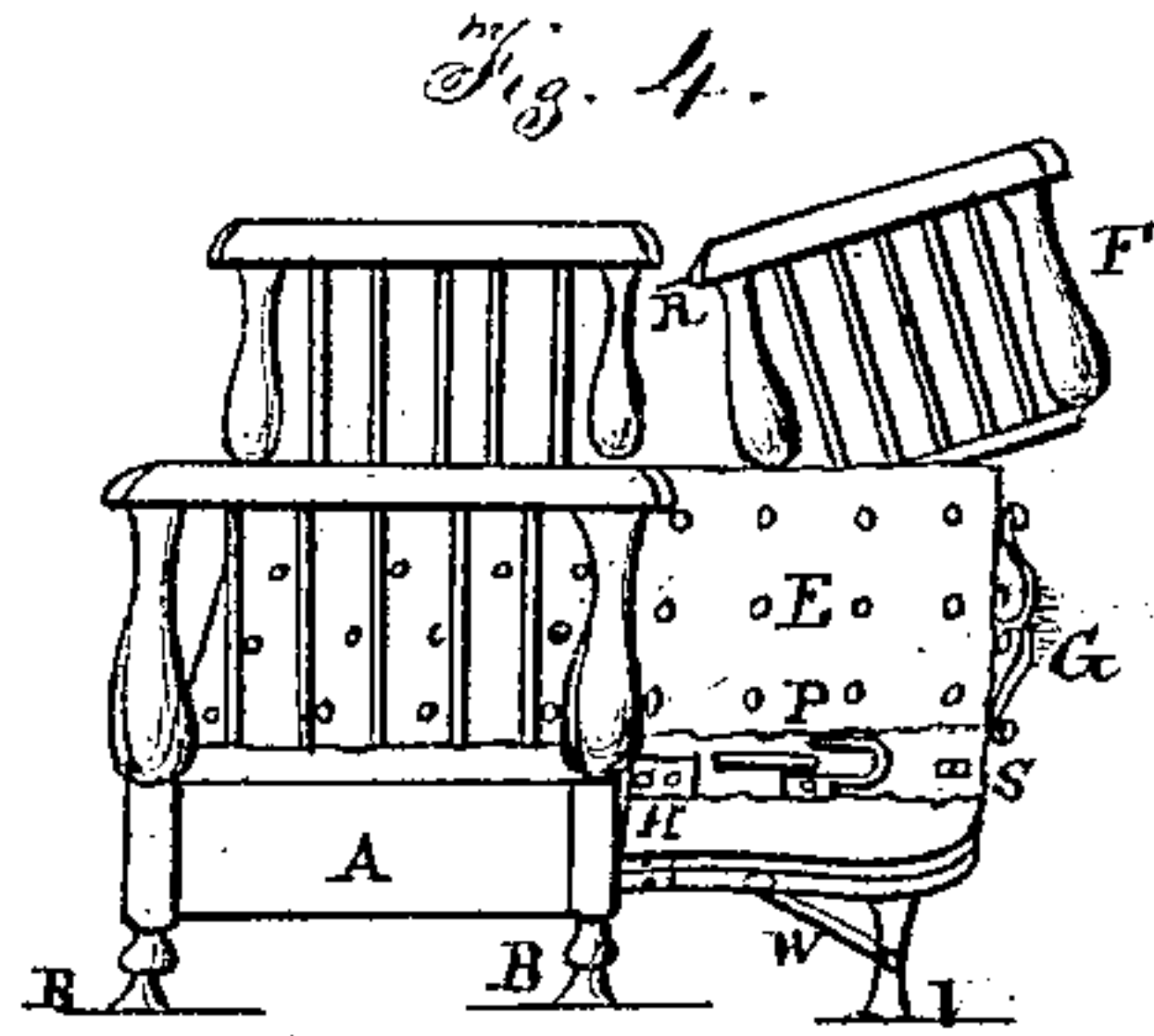
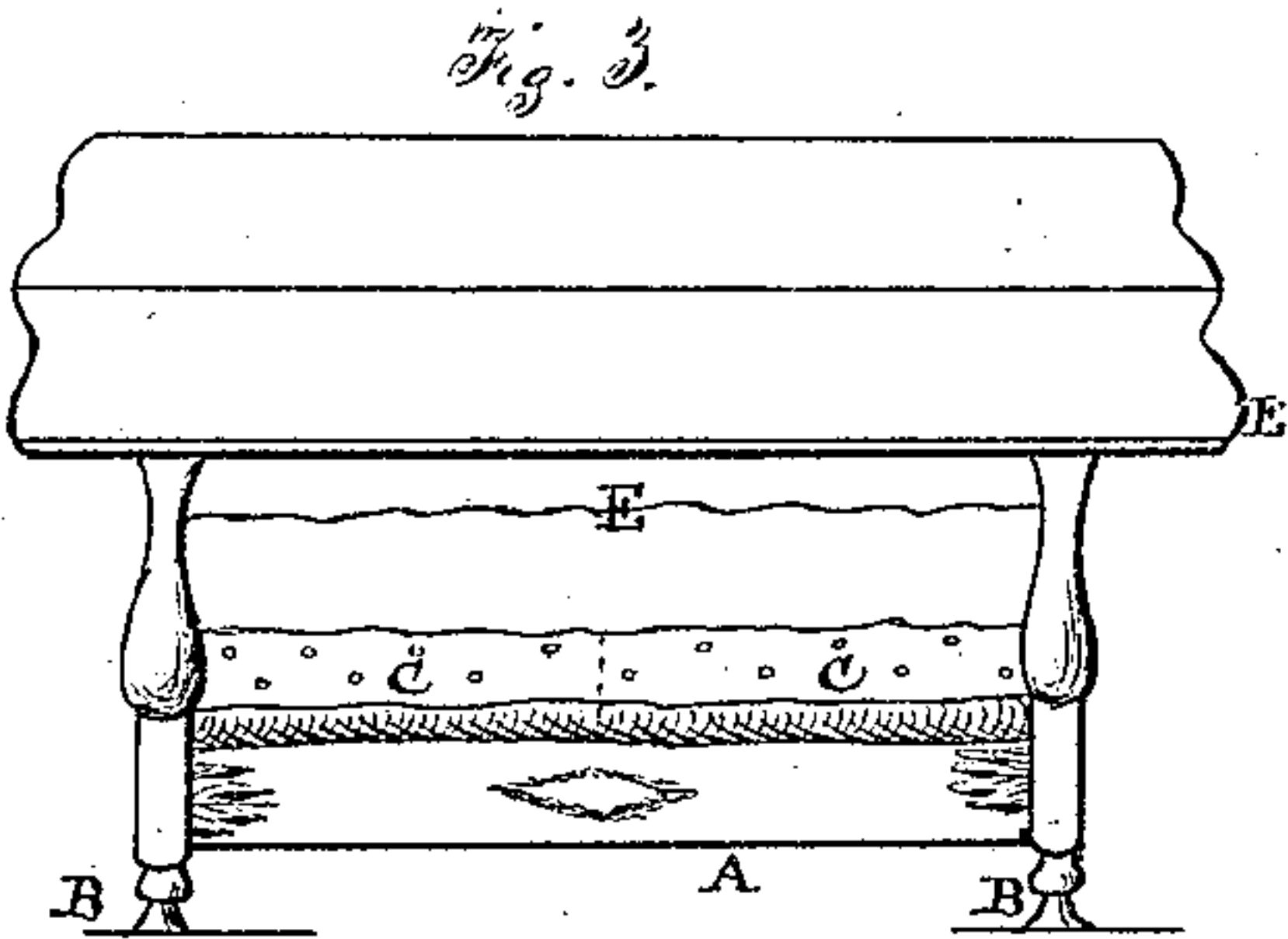
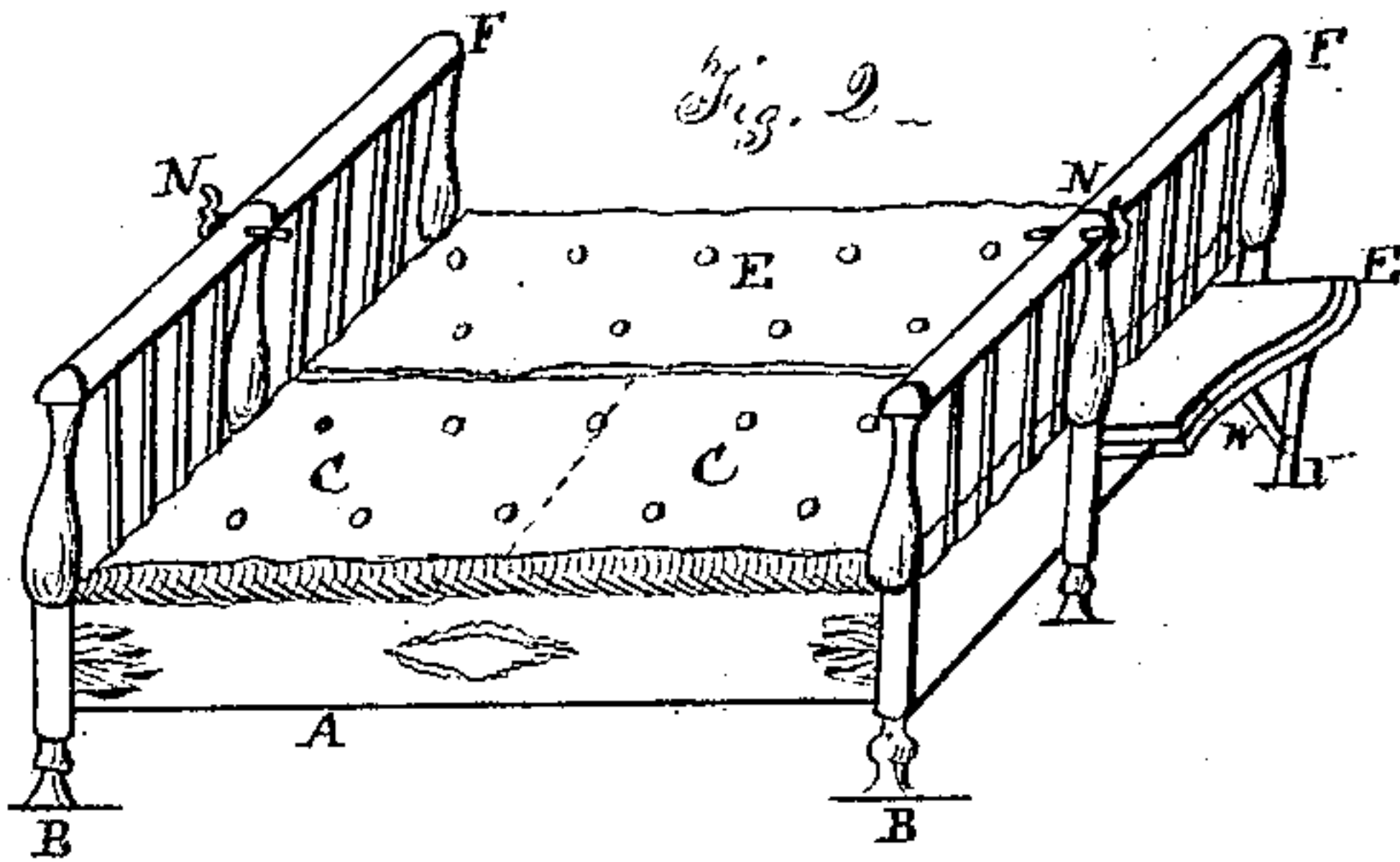
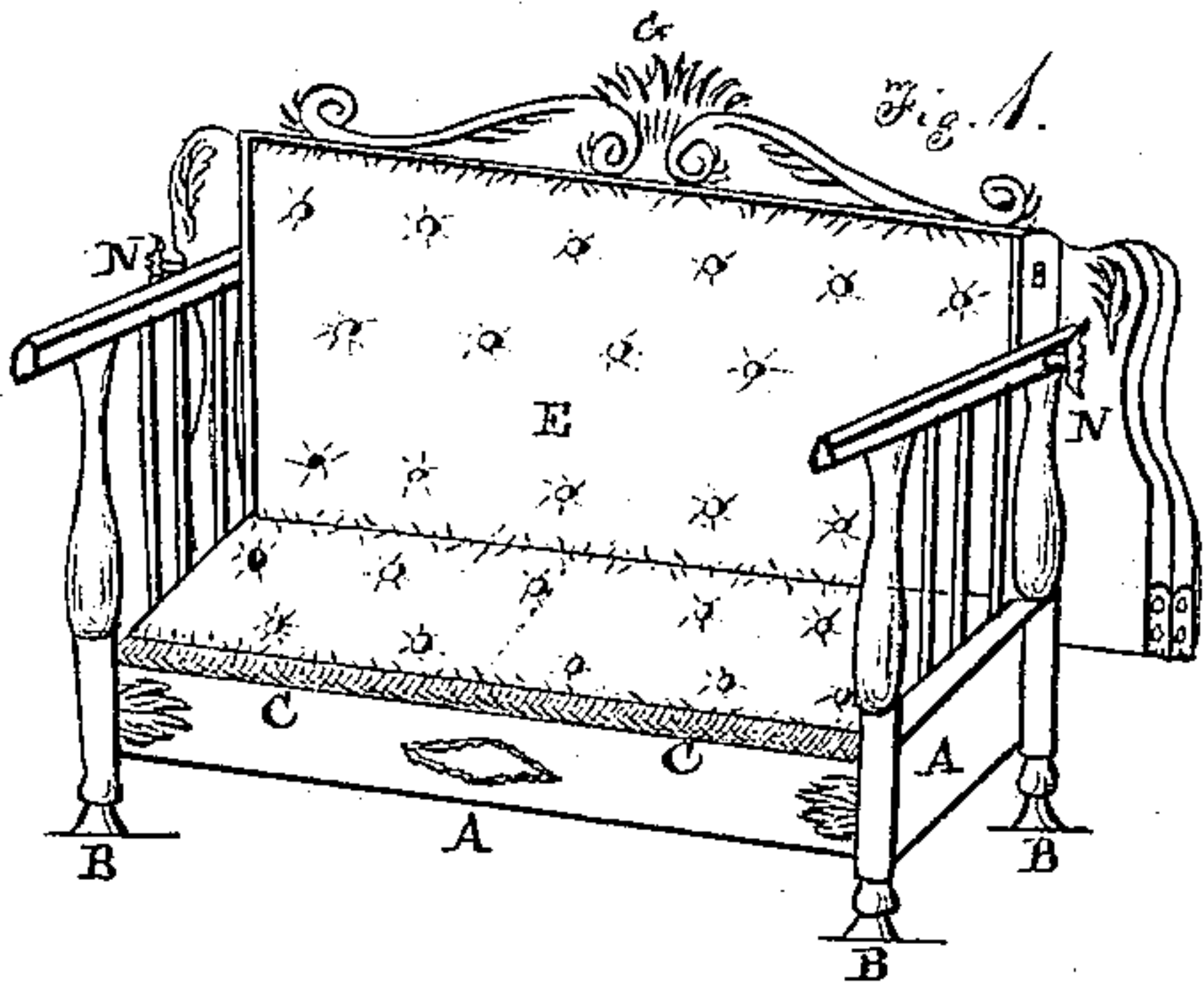


C. F. Kramer,

Sofa Bedstead.

No. 105094.

Patented July 5, 1870.



Witnesses
Edw. F. Brown
H. S. Miller

Charles F. Kramer
By his Atty - J. F. Riggs

United States Patent Office.

CHARLES F. KRAMER, OF MONDOVIA, WISCONSIN.

Letters Patent No. 105,094, dated July 5, 1870.

IMPROVED SETTEE, BED, AND TABLE.

The Schedule referred to in these Letters Patent and making part of the same

To all whom it may concern:

Be it known that I, CHARLES F. KRAMER, of Mondovia, county of Buffalo and State of Wisconsin, have invented new and useful "Improvements in Settee, Bed, and Table, Combined;" and I do hereby declare the following to be an exact description thereof, reference being had to the accompanying drawing and to the letters of reference marked thereon making a part of this specification, in which—

Figure 1 represents the settee or sofa when used for that purpose.

Figure 2 represents a perspective view of the bed when used for that purpose.

Figure 3 represents a perspective view of the table when used for that purpose.

Figure 4 shows the fastenings on the end of the cushion.

Figure 5 shows the jointed lever raised, and the mode of folding over the back of the settee, so as to form the top of the table.

Figure 6 represents the construction of the side levers.

Figure 7 shows the side arm of the settee, with a spring-bolt that fastens into the ends of the back, to support the back of the settee.

Figure 8 represents a slatted frame, upon which the cushion of the settee rests to give it elasticity.

To enable others skilled in the art to make and use my invention, I will proceed to describe it as follows:

The nature of my invention consists in the arrangement and combination of the settee, bed, and table combined, when constructed and adjusted by means of the jointed levers at the sides, the fastening the back by the spring-bolts through the side arms, the movable head and foot-supports, and adjustable legs and braces.

The object of my invention is to have or produce a perfectly portable settee, bed, and table, that can be quickly put together, so as to form either for convenience, durability, and use, forming but one piece of furniture in a room, instead of three pieces, thus saving space and room.

A represents the frame of the settee, with its four permanent feet B B, cushioned seats C C, resting upon the spring slats D D, adjustable cushioned back E, movable head and foot-supports F F, (when used as a bed,) that are always kept out of the way by being deposited in the frame of the settee underneath the spring slats when the settee is used.

G is a movable ornament at the top of the back of the settee.

H H are the hinges or joints, one end being attached permanently to the lower ends of the back E, and the other end operating on a fulcrum or bolt of the lever J, that operates on a pivot or joint, K, connected with the lower lever L, as shown at fig. 6.

Lever L works on a bolt or pivot, M, on the inside corner of the end of the frame A, so that the back E may be easily raised, to form the table, without rubbing or injuring the varnish or finish of the settee, as seen at fig. 5.

The back of the settee is held firmly by a spring-bolt, N, passing through the arms at each side of the settee, and into a hook and slot, P, in the end frame of the cushion-back E; and the head and foot-pieces F are supported by a pin, R, at one side at the top, and a common hook-and-eye catch, S, at the lower side, at the end of the frame of the cushion E.

T is a plate, fastened into the end frame of the cushioned back E, to prevent the ends of the spring-bolts N from rubbing or spoiling the end of the cushioned back E, or the finish of the settee when being adjusted or changed to a table.

The upright hook U holds the levers J and L to their places on the inside of the frame A.

V is the adjustable leg, and W its brace, that support the back E when lowered and used as a bed. They fold together, and are fastened on the rear of the back E by pivots. The dotted lines at fig. 5 show their position when raised.

The bolts N work on spiral springs in the side arms of the settee, so as to be self-fastening, that, when the back E is to be adjusted to a settee, the bolt will spring forward into the slot P, that is strengthened on its upper end by a curved plate, and the upper end of plate T extends into the slot P.

What I claim as my invention, and desire to secure by Letters Patent, is—

The arrangement and combination of the jointed levers J, L, and H, the spring-bolts N N, the movable head and foot-supports F, and the adjustable legs and braces V and W, when constructed and operating as herein described, and for the purposes set forth.

CHAS. F. KRAMER.

Witnesses:

H. P. ADAMS,
W. W. WYMAN.