

R. R. CROSBY.  
Lamp Burner.

No. 104,709.

Patented June 28, 1870.

Fig. 1.

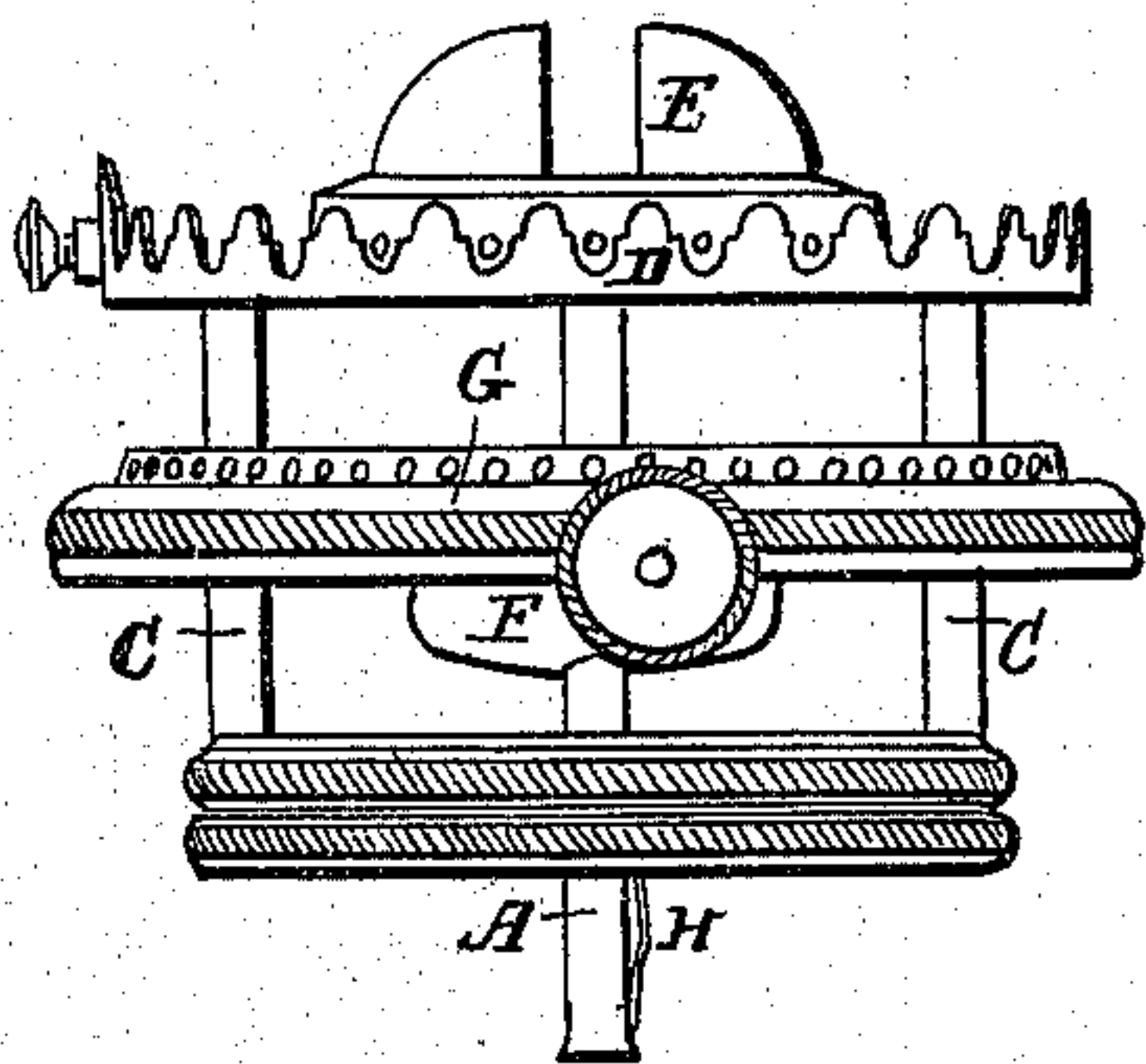


Fig. 2.

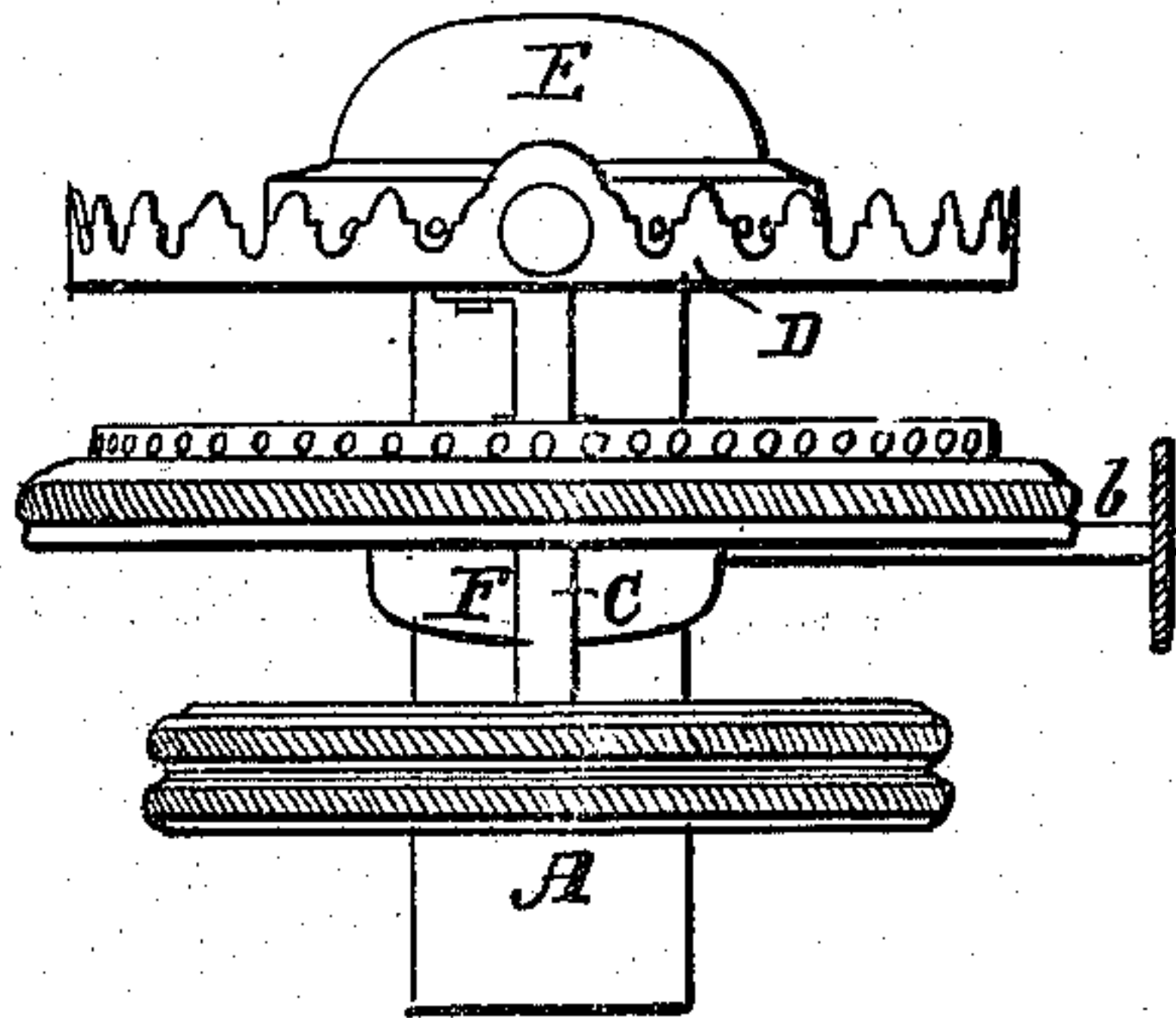


Fig. 3.

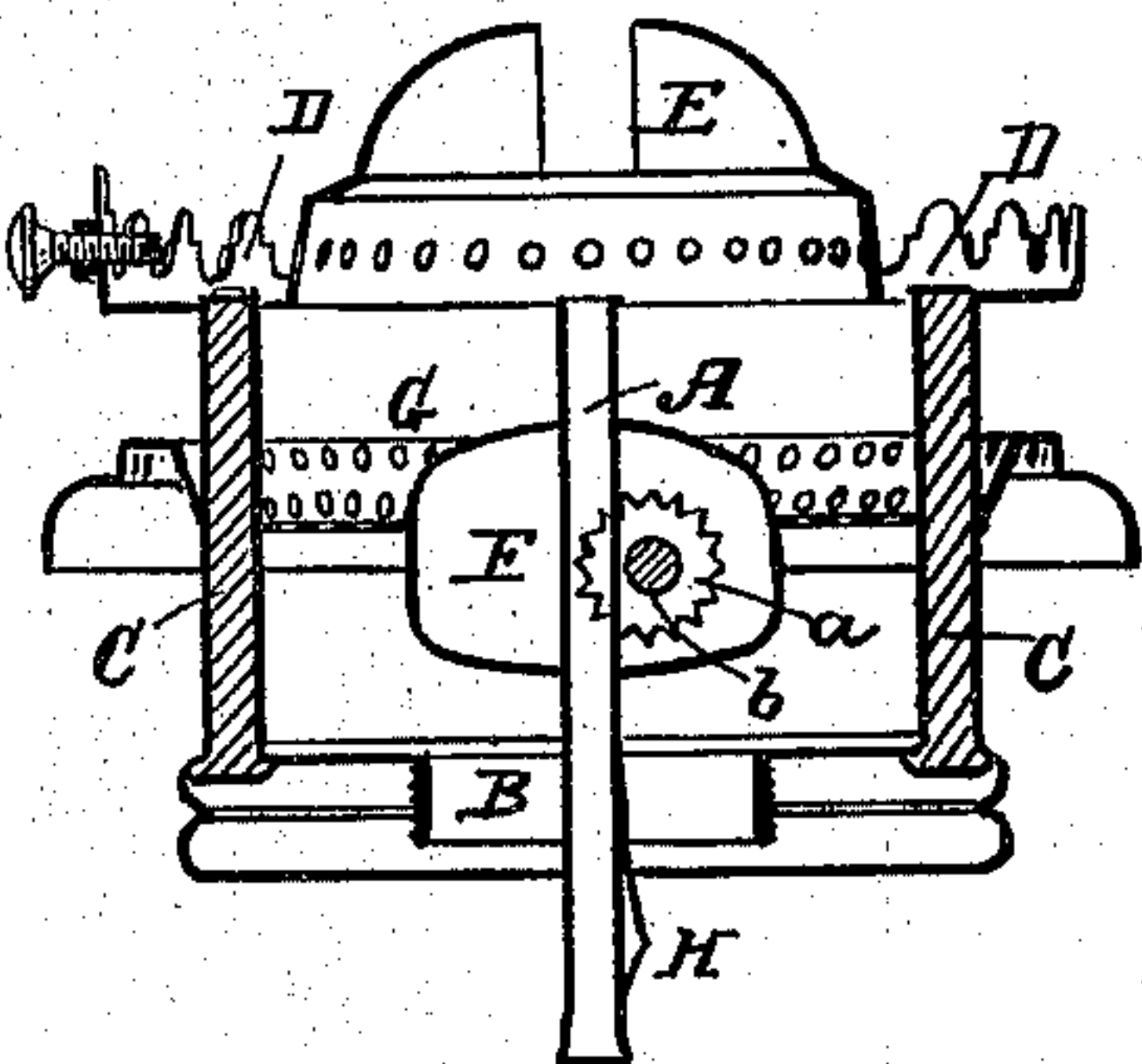
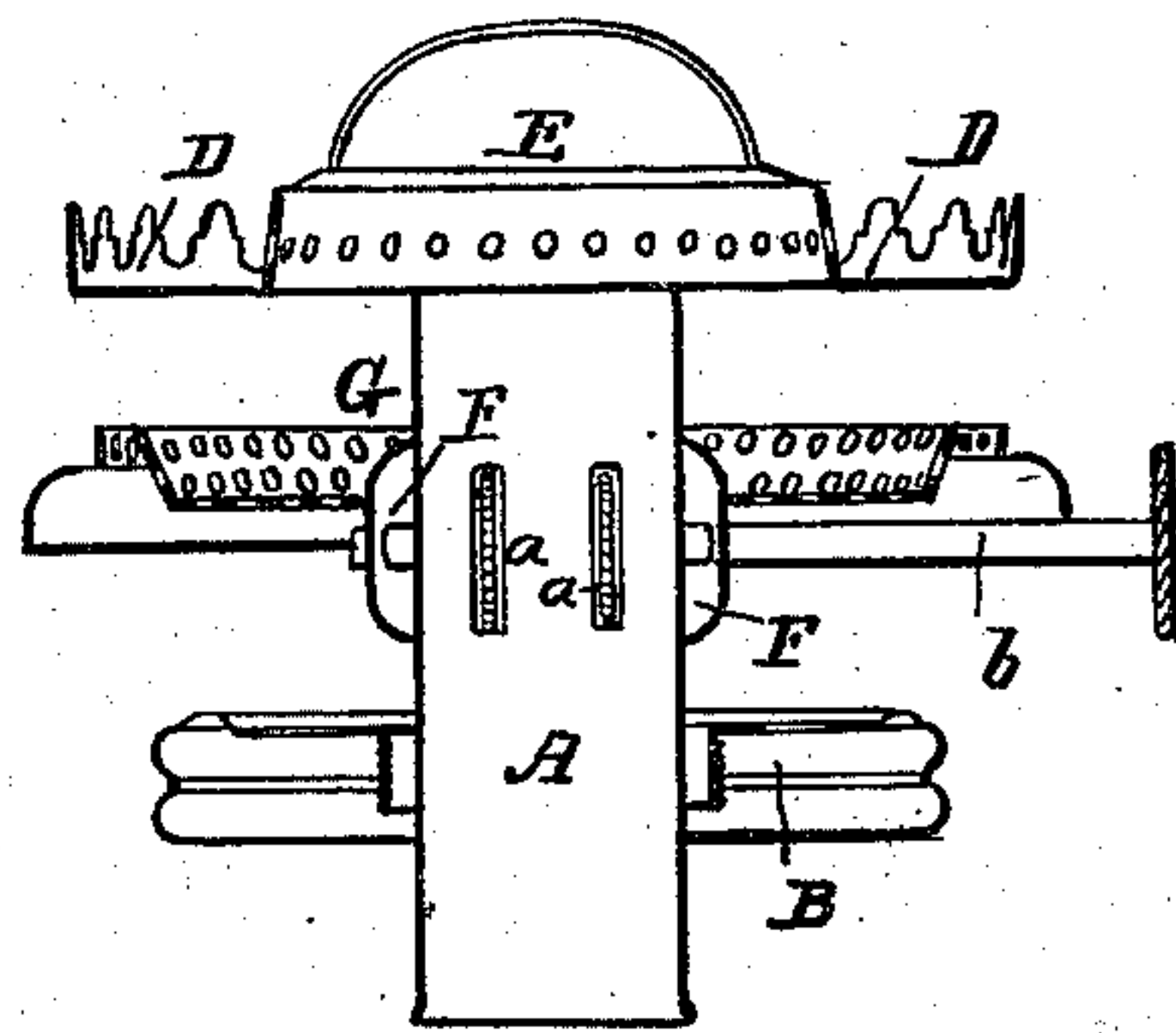


Fig. 4.



Witnesses.

S. N. Piper.  
L. N. Miller

Inventor:  
R. R. Crosby.

by his attorney.  
W. H. Eddy



# United States Patent Office.

ROBERT R. CROSBY, OF BOSTON, MASSACHUSETTS.

*Letters Patent No. 104,709, dated June 28, 1870.*

## IMPROVEMENT IN LAMP-BURNERS.

The Schedule referred to in these Letters Patent and making part of the same.

*To all persons to whom these presents may come:*

Be it known that I, ROBERT R. CROSBY, of Boston, of the county of Suffolk and State of Massachusetts, have made a new and useful invention having reference to Burners for Lamps, especially those used for obtaining light from the combustion of kerosene or other fluids rich in carbon; and I do hereby declare the same to be fully described in the following specification and represented in the accompanying drawing, of which—

Figures 1 and 2 are side elevations, and

Figures 3 and 4 transverse sections of my improved burner.

The nature of my invention consists in a peculiar construction and arrangement of parts, whereby the wick-holder, or such and its wick-elevator, and the case thereto, are combined with a foraminous dished slider, so as to be movable therewith, and the latter is supported by, so as to slide vertically in standards or posts connecting the chimney-holder and its deflector with the cap-screw for fixing the burner to the wick of a lamp.

In the United States Patent No. 73,597, a lamp-burner is shown as having a wick-tube and wick-elevator stationary relatively to the chimney-holder, and as having the deflector and a foraminous cup movable vertically on the wick-tube and relatively to the chimney-holder.

In the United States Patent No. 73,600, there are similar arrangements of the parts, except that the deflector does not slide with the foraminous cup, but rests on the chimney-supporter.

In the United States Patent No. 75,483, the deflector, the foraminous chimney-holder, and cup, are stationary relatively to the screw-cap, and supported by standards erected thereon, the wick-tube and its wick-elevator being movable vertically relatively to such parts.

I make no claim to either of the three constructions or arrangements of devices as last referred to, as my burner, while having the wick-tube movable vertically for the purpose of enabling it to be depressed to admit of its wick being readily trimmed, has such tube and its wick-elevator so combined with the foraminous guard or cup as to move with it and be supported by

it, whereby advantages in the appearance, construction, and operation of the burner are attained.

In the drawing—

A denotes the wick-tube;

B, the screw-cap; and

C C, two standards erected on such cap.

These standards support the chimney-holder D, provided with a cone or deflector, E, and with the usual means of supporting and fastening a glass-chimney to such holder.

The box F, containing the wick-elevator, toothed wheel or wheels *a*, and the supporting-shaft *b* thereof, is fastened directly to and encompasses the wick-tube, and is also fastened to a foraminous guard or cup, G, formed as shown in the drawing, and arranged to slide vertically on the posts or standards C C.

A spring-latch, H, fixed to the wick-tube, and formed and arranged therewith and with the screw-cap, as represented, serves, when the guard or cup G and the wick-tube are in their highest positions, to hold them there, a slight downward pressure exerted on the cup being sufficient to overcome the hold of the latch and cause the descent of such cup, the wick-tube, and the wick-elevator.

I am aware of the United States Patent No. 36,367, and make no claim to any device, combination, or arrangement of devices represented or described therein.

My construction of the burner affords much easier access to the wick for the purpose of trimming it, and is better in various other respects.

What I claim is as follows:

As an improved manufacture, the burner as described, as having the wick-holder, or such and the wick-elevator, and the case thereto, combined with the foraminous dished slider, and such slider supported on and by posts C C, so as to play vertically thereon, connecting the chimney-holder and its deflector with the cap-screw for fixing the burner to a lamp-reservoir, the whole being as represented.

Also, the arrangement of the spring-latch with the wick-tube, the screw-cap, and the foraminous cup, applied together and to operate as explained.

Witnesses:

ROBERT R. CROSBY.

R. H. EDDY,

J. R. SNOW.