

W. H. Young.

Money Box for Omnibus.

N<sup>o</sup> 104530.

Patented Jun. 21. 1870.

Fig. 1.

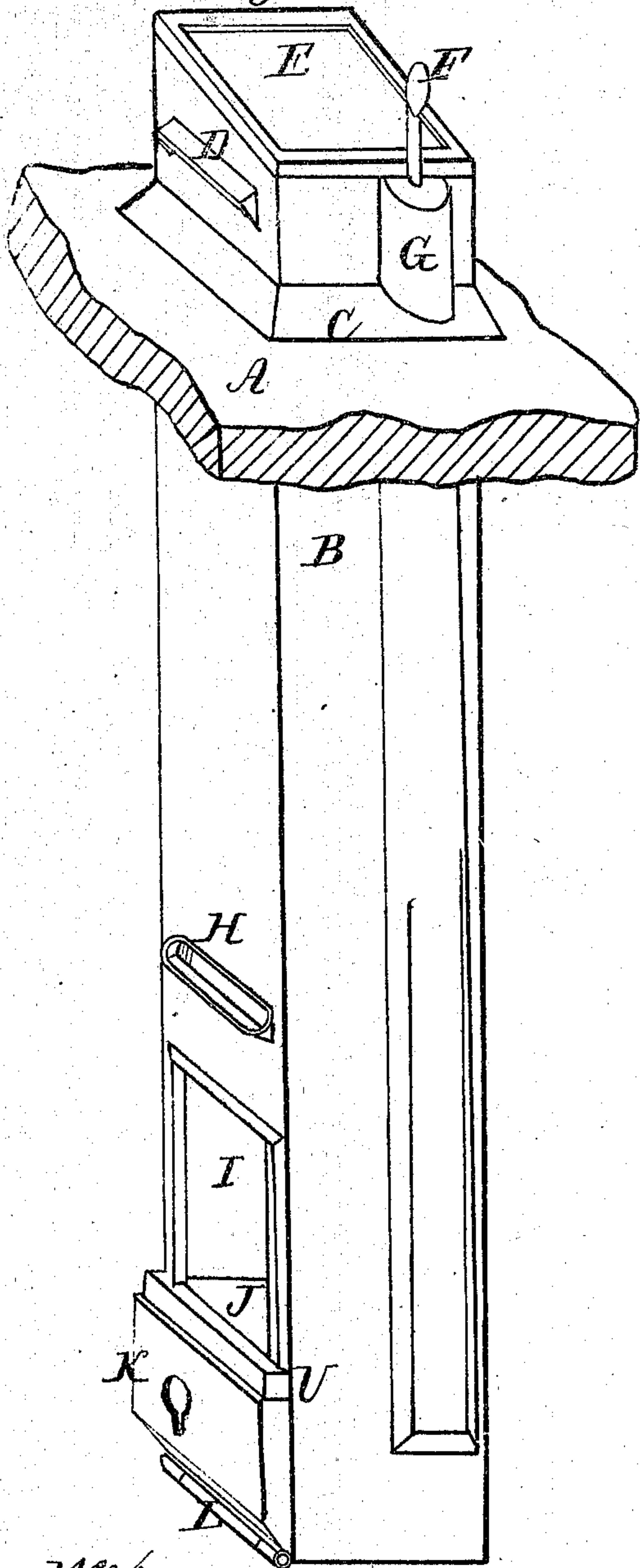


Fig. 3.


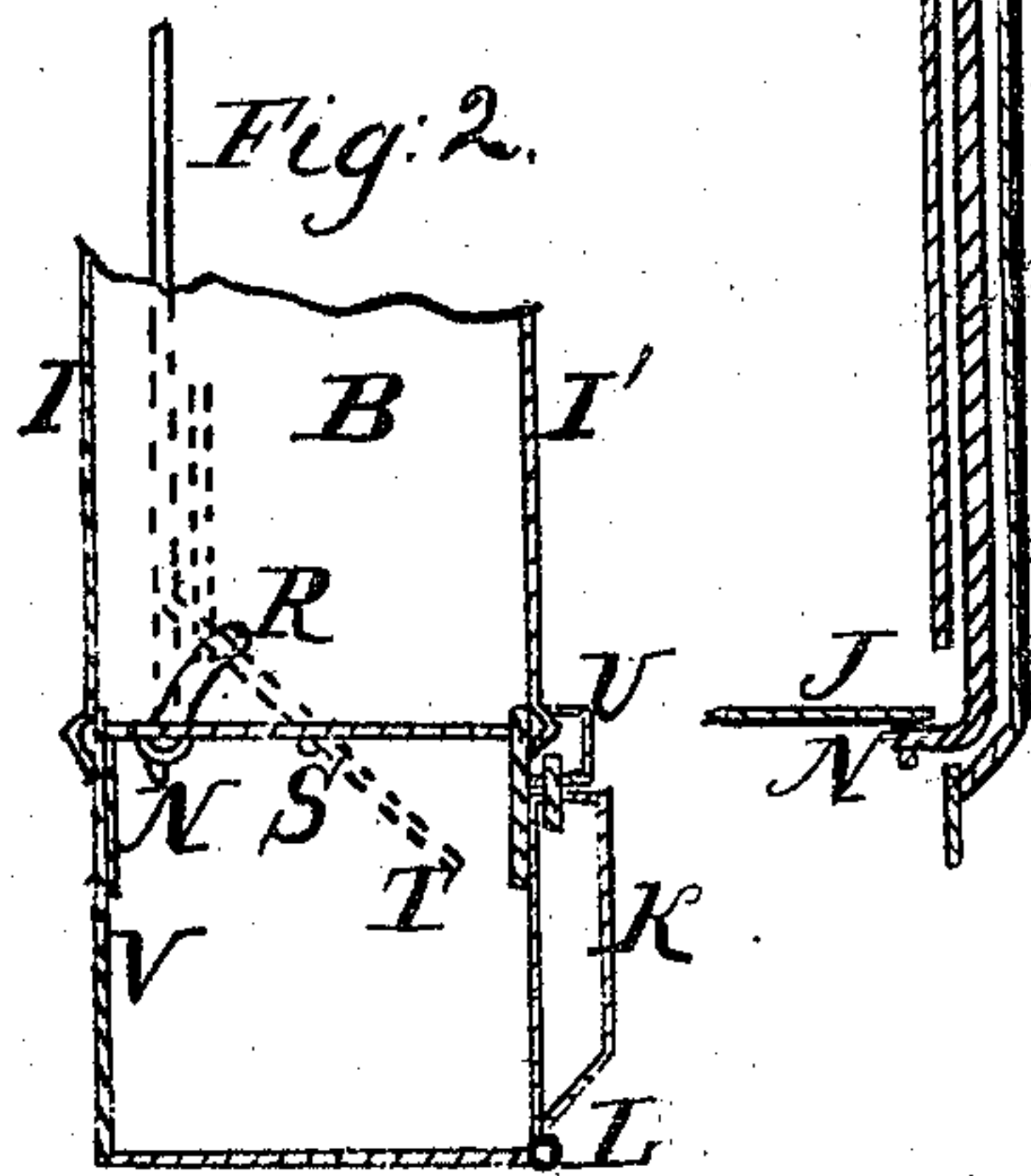


Fig. 2.



Witnesses;  
G. H. Chapin  
C. C. Gibson

Inventor;  
W. H. Young



# United States Patent Office.

WILLIAM H. YOUNG, OF CHICAGO, ILLINOIS.

*Letters Patent No. 104,530, dated June 21, 1870.*

## IMPROVEMENT IN FARE-BOXES FOR OMNIBUSES, &c.

The Schedule referred to in these Letters Patent and making part of the same.

*To all whom it may concern:*

Be it known that I, WILLIAM H. YOUNG, of Chicago, in the county of Cook and State of Illinois, have invented an "Improved Money-Box for Omnibuses;" and I do hereby declare that the following is a full, clear, and exact description thereof, which will enable those skilled in the art to make and use the same, reference being had to the accompanying drawing and letters marked thereon making a part of this specification, in which—

Figure 1 is a perspective representation of my invention as it is placed in position in the seat of an omnibus.

Figure 2, a broken vertical section of the lower part of the box.

Figure 3, a vertical section of the pipe in which the rod for operating the lower valve is placed.

The present invention relates to an improvement in that class of money-boxes which are placed in omnibuses and other suitable vehicles; and

Its nature consists in providing the box or case with a flange for attaching it to the seat, and also with a box-tube, whereby the rod for working the valve is so incased as not to be caught from the inside of the omnibus, or tampered with by passengers; while, at the same time, the driver is enabled to look into the top of the box and see what money is put in so as to give the proper change to the passenger, as the whole is hereinafter fully described.

A represents a broken view of an omnibus seat, to which the flange C of a case, B, is fixed, either by screws or otherwise.

This case B is made of metal or other suitable material, and long enough to extend down to within convenient reach of the passengers inside of the vehicle.

Inside of this box or case B is placed a valve, T, which has a common construction, but which is at-

tached to a rod, F, shown in all the figures, by means of a bent arm, N, figs. 2 and 3, fastening to it, so that when the rod F is raised, the valve T will turn and drop what money there may be thereon into the bottom part of case B, from which place it can be removed by the proper officer of the line, in the usual manner, the box being locked at K for security.

The fare of any person in the omnibus is to be put in the opening at H, fig. 1, and the fare of any passenger on the top of the bus is to be put in the opening at D, the latter being capped over, so that rain, &c., cannot enter.

A glass, I, is put in the box B above the lock K, so that the money may be seen from the inside, and a glass, E, is put over the top of the box, in order that the driver may see what money is put in the box, so that he may give the proper change.

This invention differs from those used in cars, inasmuch as it is so adapted that it can be operated by a driver from the outside of a vehicle, by means of the rod F, provided with a case, G; and inasmuch as it projects through a driver's seat, A, and is secured by a projecting flange, C.

Having thus described my invention,

What I claim, and desire to secure by Letters Patent of the United States, is—

A money-box for omnibuses and other similar vehicles, consisting of an elongated box, B, which is provided with a flange, C, for fastening to the seat A, with an incased rod, F, for operating the valve T, with a glass, E, at its top, and glasses I in its sides, for the convenience of seeing money put in either of the openings D H. as and for the purpose set forth.

W. H. YOUNG.

Witnesses:

G. L. CHAPIN,  
E. E. GIBSON.