

Heine & Scholfield,

Vapor Bath.

No. 104,307.

Patented June 14, 1870.

Fig. 1.

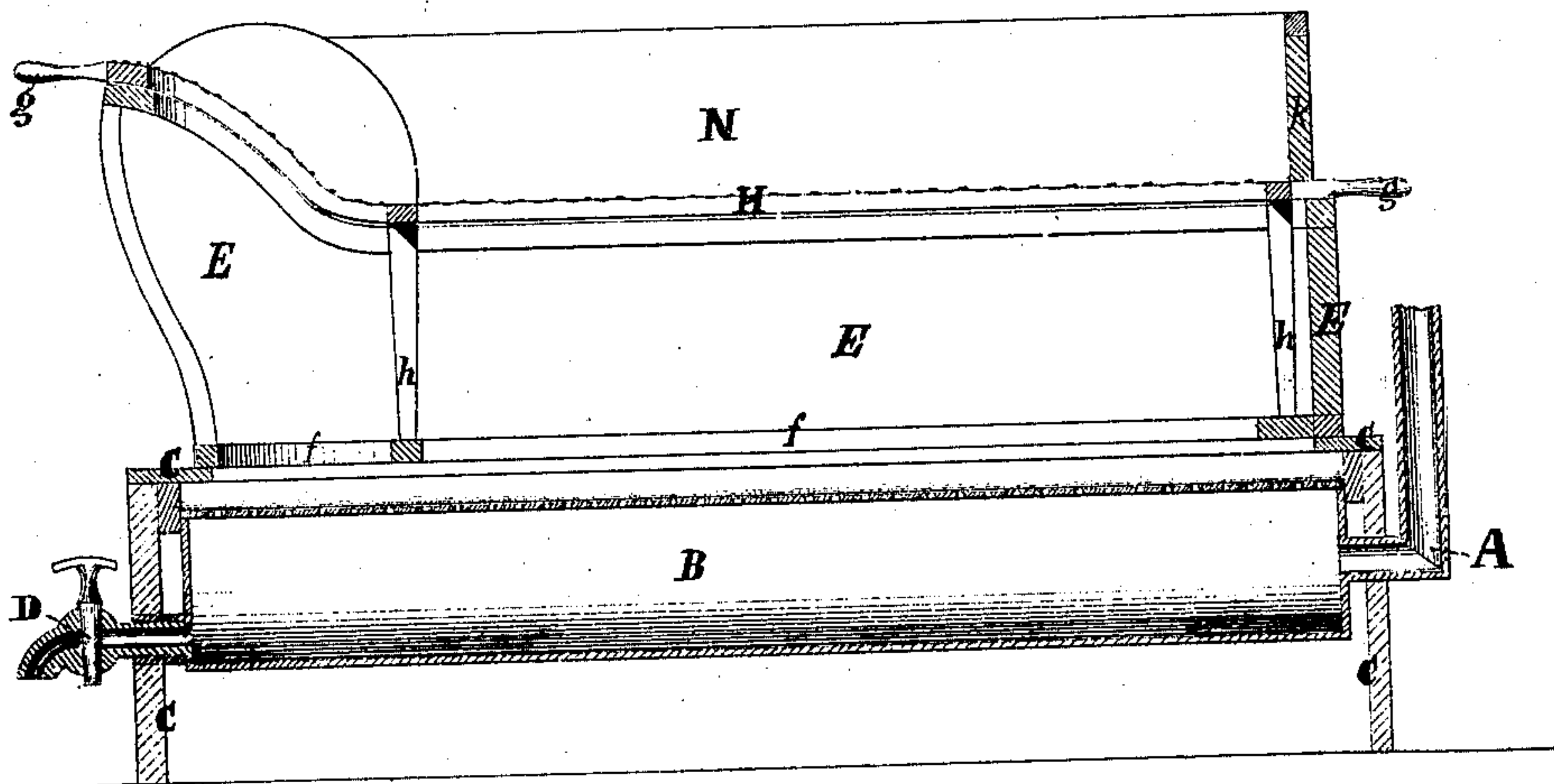


Fig. 2.

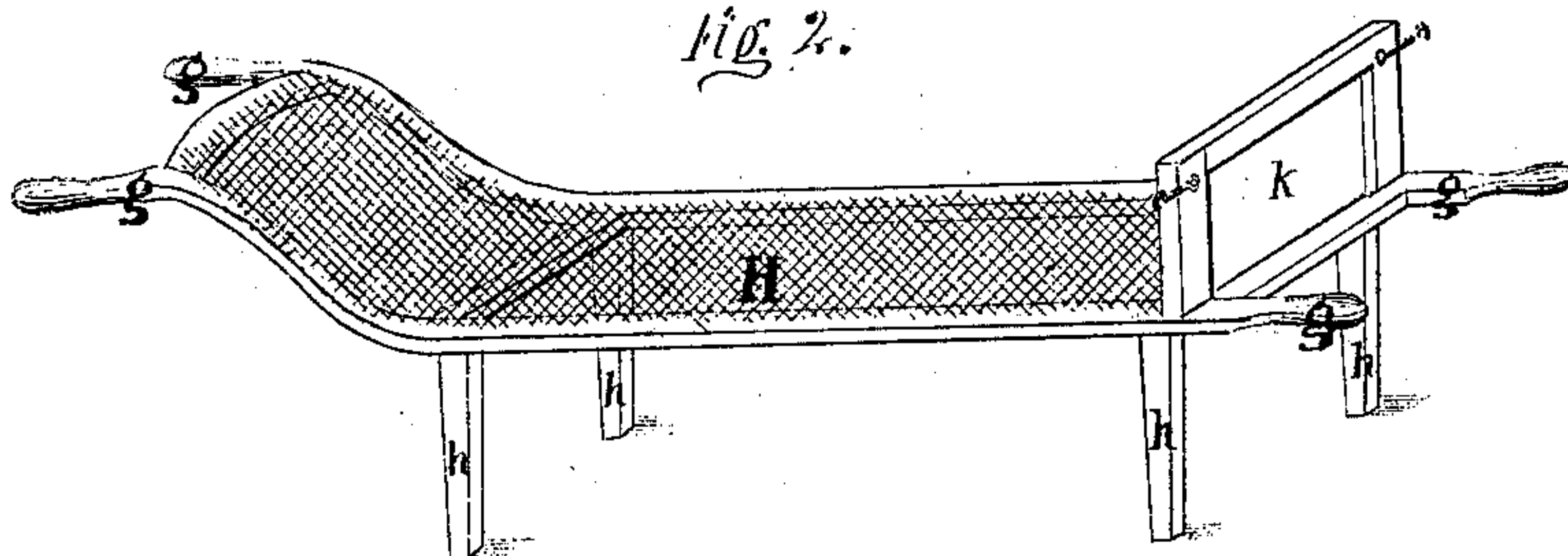
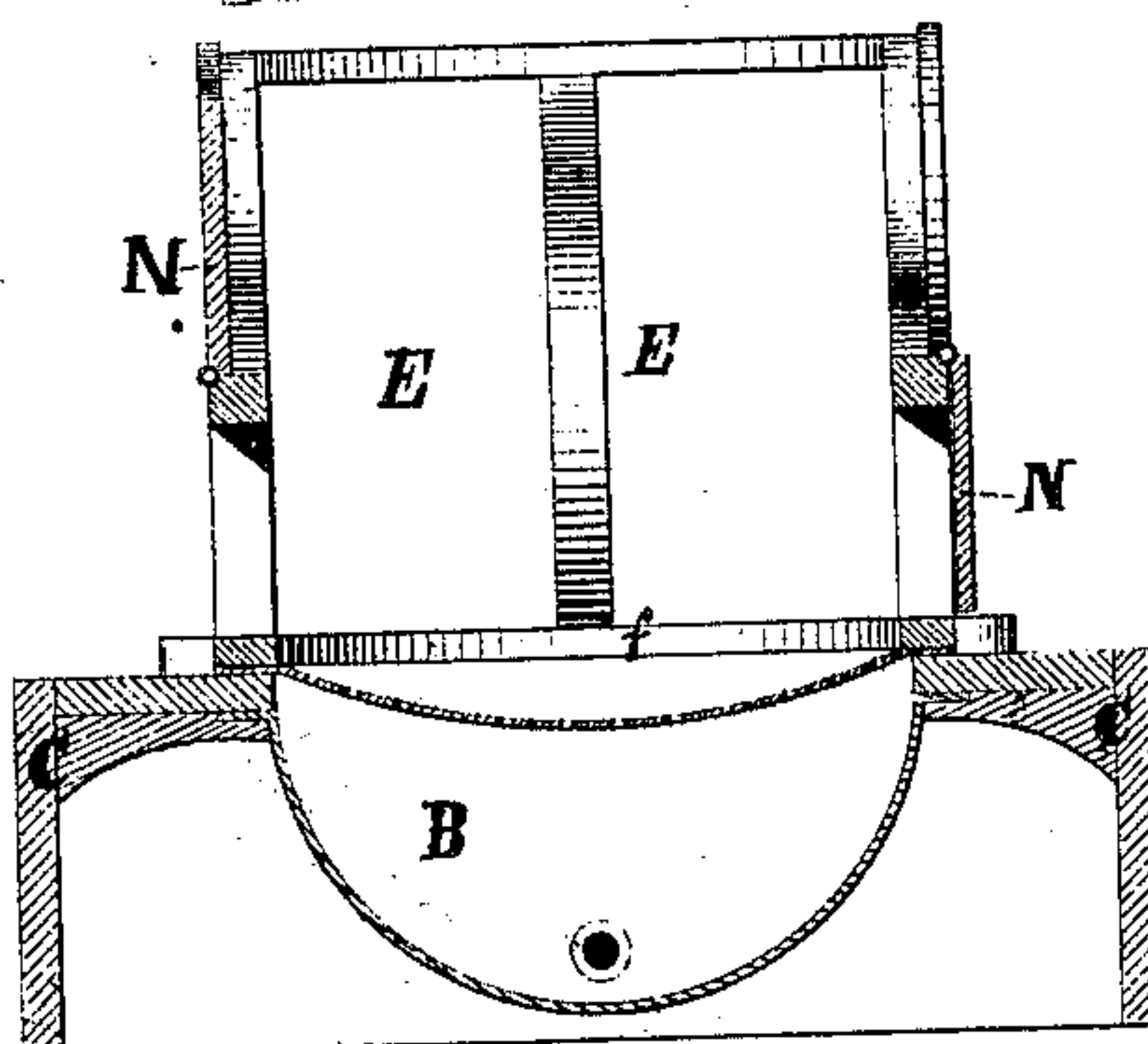


Fig. 3.



Witnesses:
W. Clayton
J. G. Clayton

Inventors:
Louis Heine (and
Chas. Scholfield
by their attys
W. Clayton & Co.

United States Patent Office.

LOUIS HEINE AND CHARLES SCHOLFIELD, OF PHILADELPHIA, PENNSYLVANIA.

Letters Patent No. 104,307, dated June 14, 1870.

IMPROVEMENT IN MEDICATED STEAM-BATH APPARATUS.

The Schedule referred to in these Letters Patent and making part of the same

To all whom it may concern:

Be it known that we, LOUIS HEINE and CHARLES SCHOLFIELD, of Philadelphia, in the county of Philadelphia and State of Pennsylvania, have invented certain new and useful Improvements in Portable Medicated Steam-bath Apparatus; and we do hereby declare that the following is a full, clear, and exact description thereof, reference being had to the accompanying drawing, and to the letters of reference marked thereon, which form a part of this specification, and in which—

Figure 1 is a longitudinal section through the several parts of the apparatus.

Figure 2 is a perspective view of the movable bed for lifting and carrying the patient.

Figure 3 is a cross-section without the movable bed.

The nature of our invention consists in the combination of the steam-box, pipes, and frame with an adjustable and removable bed, for lifting and carrying the patient, and for him or her to rest on while being treated in the herb-bath or other steam-bath, as hereinafter more fully described.

To enable others skilled in the art to make and use our invention, we will proceed to describe its construction and operation.

In the construction of our invention, in fig. 1—

A is the steam-pipe for conveying the steam to cylinder B, which cylinder is the shape of a crescent, as seen in fig. 2, with a concave top, which is perforated with holes.

This cylinder is set in the top of base-box C, as seen in figs. 1 and 2.

This shape causes the condensed steam to fall through the holes into the cylinder B when the patient is removed, and from which said condensed steam is drawn off at spigot D.

E E, the bath-tub, made of frame-work, and around which is placed an oil-cloth steam-tight covering, in order to make the apparatus light and easily handled; or it can be surrounded by any other suitable material, and is confined securely to the base C by the cleats *fff*.

This tub can be made either rounding or square at the ends.

H is a movable lounge or bed, which is composed of a frame, with legs and end piece at the foot, which serves to complete the box when the side hinged flaps are brought up as high as the patient when lying on the lounge in taking the bath.

The bed or bottom of this lounge or bed is made of cane, as in ordinary cane-seats for chairs, or of webbing, or any other suitable material, to admit the free circulation of the steam to the body of the patient.

The head of the lounge is raised, to correspond with the end of the bath-tub, and to give a comfortable and easy position to the patient while in the bath.

At each end of the lounge or bed are two handles, *g g*, for lifting it out of the bath-tub, so as to carry invalids to and from the bath.

K is the foot-board, attached to the lounge, and lifts out with it.

There are four legs, *h h h h*, to the lounge, which rest on two strips that cross the top of the base-box C.

Fig. 3 represents the lounge or bed lifted out of the bath-tub, on which the patient is carried, and which will rest on the floor when required to let it down.

N N are two sides or doors, as seen in fig. 3, one of which is up, and the other down; also, one side is up, as shown in fig. 1.

These doors are formed by the upper half of the bath-tub, from the cane-seat of the lounge to the top of the bath-tub, which, when up and closed, are fastened, by hooks or buttons, to the foot-board K.

When the patient is in the bath-tub, the entire tub is covered with oil-cloth, except at one end, where the cloth is cut, so as to pass around the patient's neck, thus leaving the head free, while the body is surrounded by steam.

This cover is fastened down with buttons and button-holes.

Part of this bath-tub may be covered with oil-cloth.

By this arrangement, we form a very convenient and easily constructed bath-tub, by which we are enabled to remove the patient to and from the bath-tub, and which, for practical purposes, is much superior to any now in use.

Having thus described our invention,

What we claim as new, and desire to secure by Letters Patent, is—

The independent lounge H, adapted for use in combination with the vapor-bath, and for continued use apart therefrom, having legs, bearing-arms, and adaptations as a steam-case, including foot-piece K, and side pieces combining therewith, all in combination with the crescent cylinder B, steam-chest or box E, steam-pipe A, and cover N, as set forth, and for the purposes described.

In testimony that we claim the foregoing as our own, we affix our signatures in presence of two witnesses.

LOUIS HEINE.
CHARLES SCHOLFIELD.

Witnesses:

J. PLANKINTON,
GEORGE HEINE.