

F. H. MANNY.

Seed Sower.

No. 103,760.

Patented May 31, 1870.

FIG. 1.

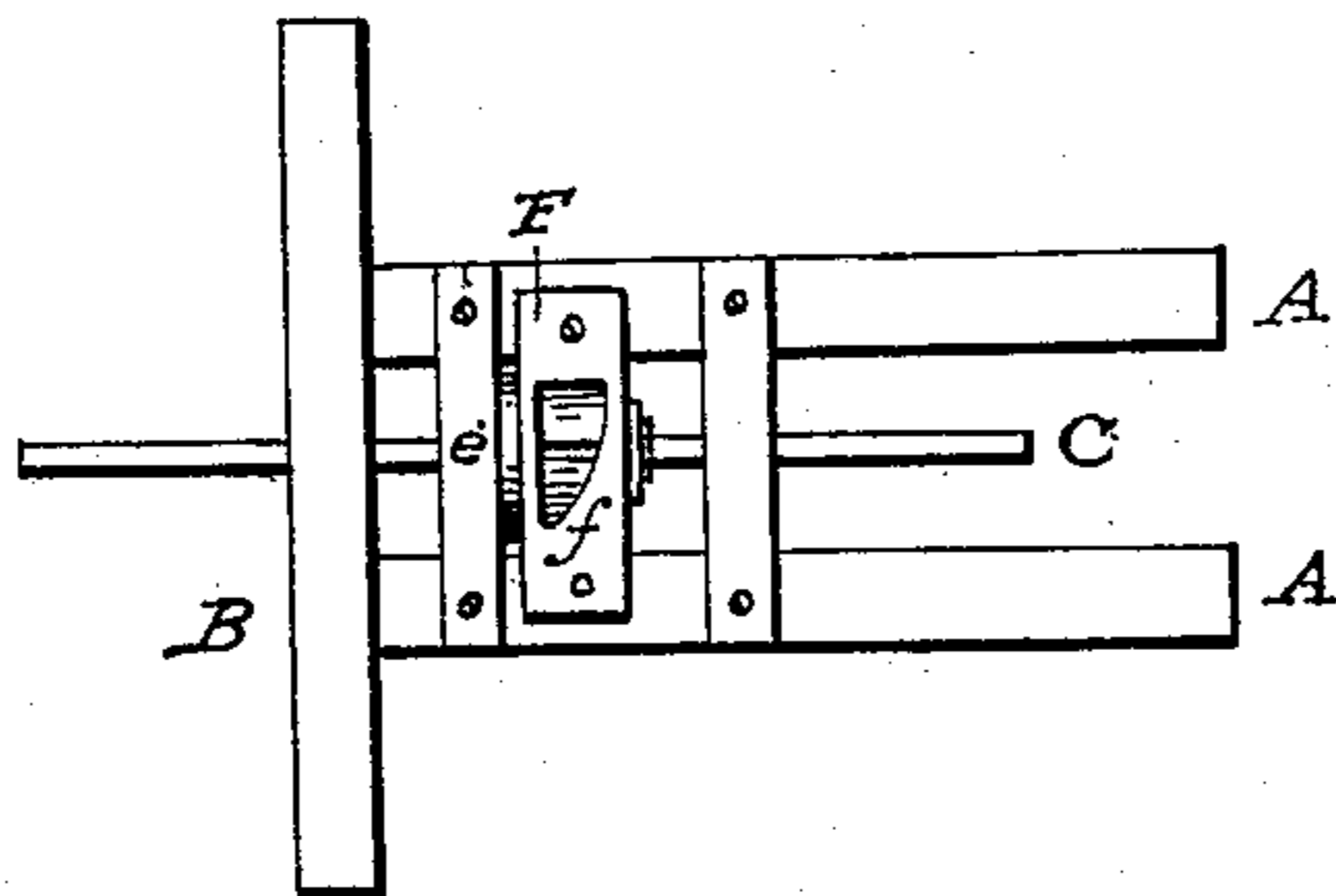


FIG. 2.

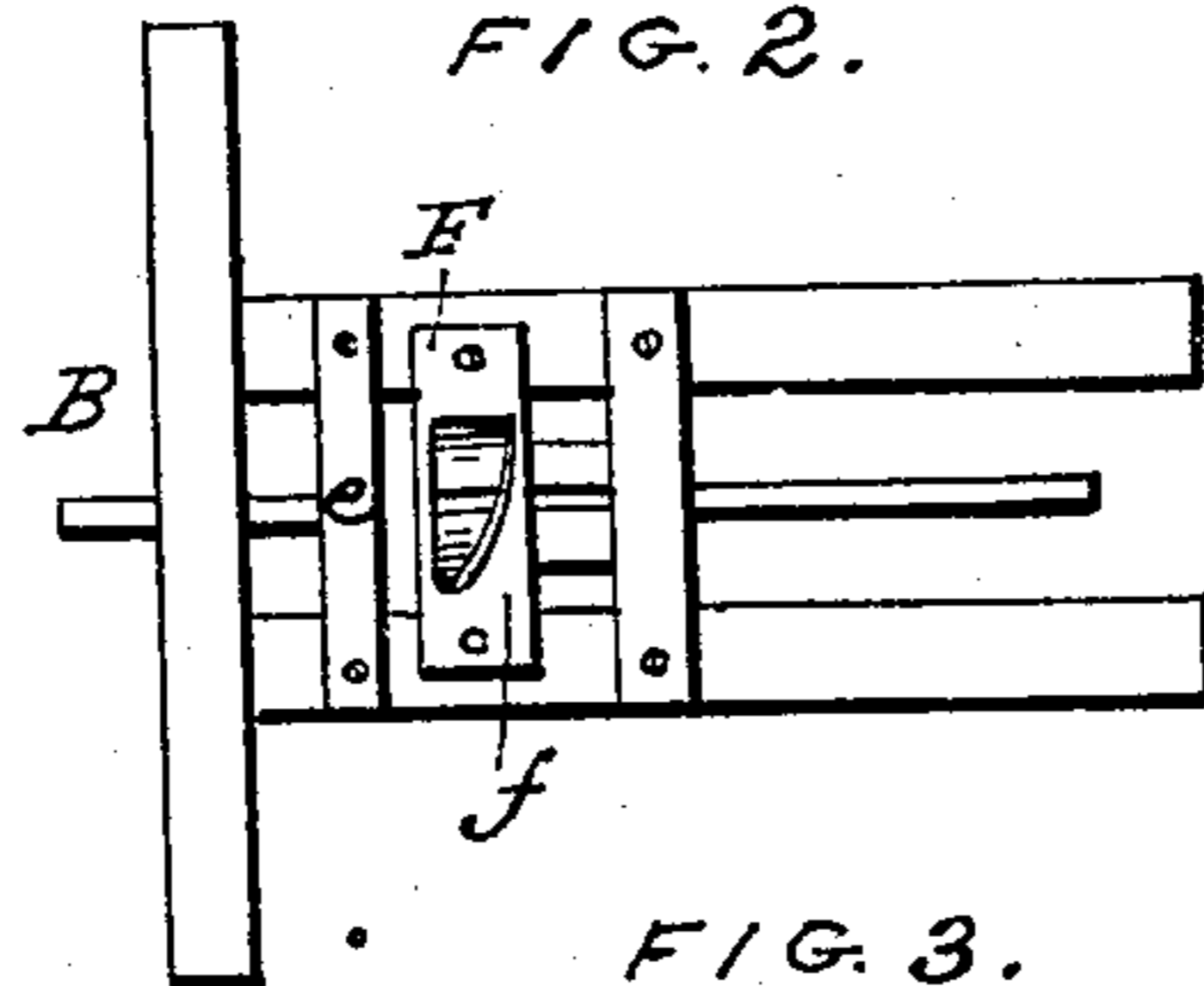


FIG. 3.

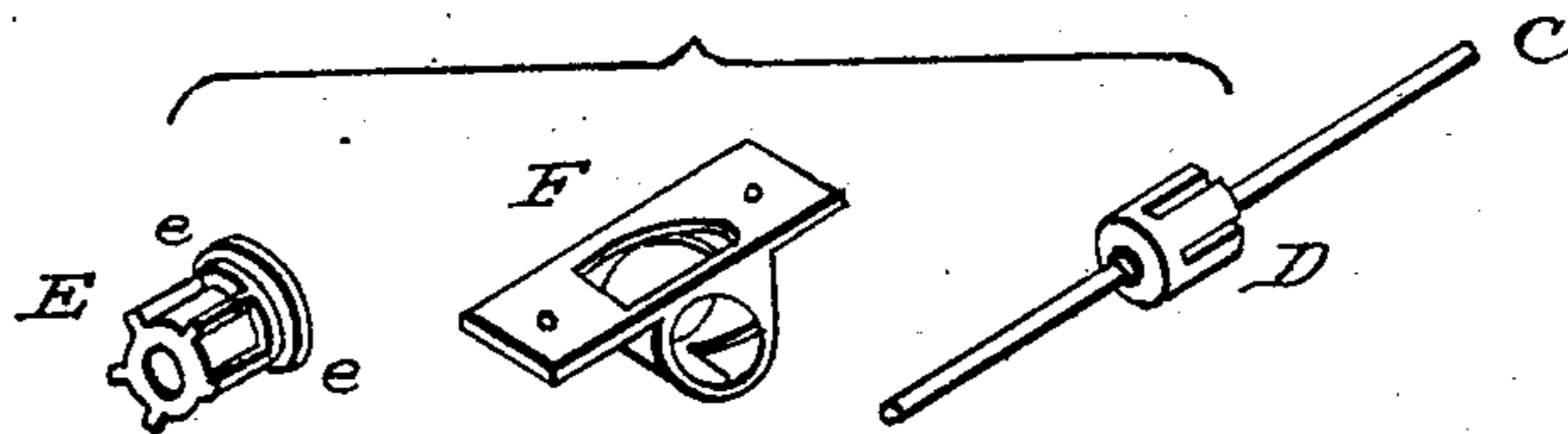
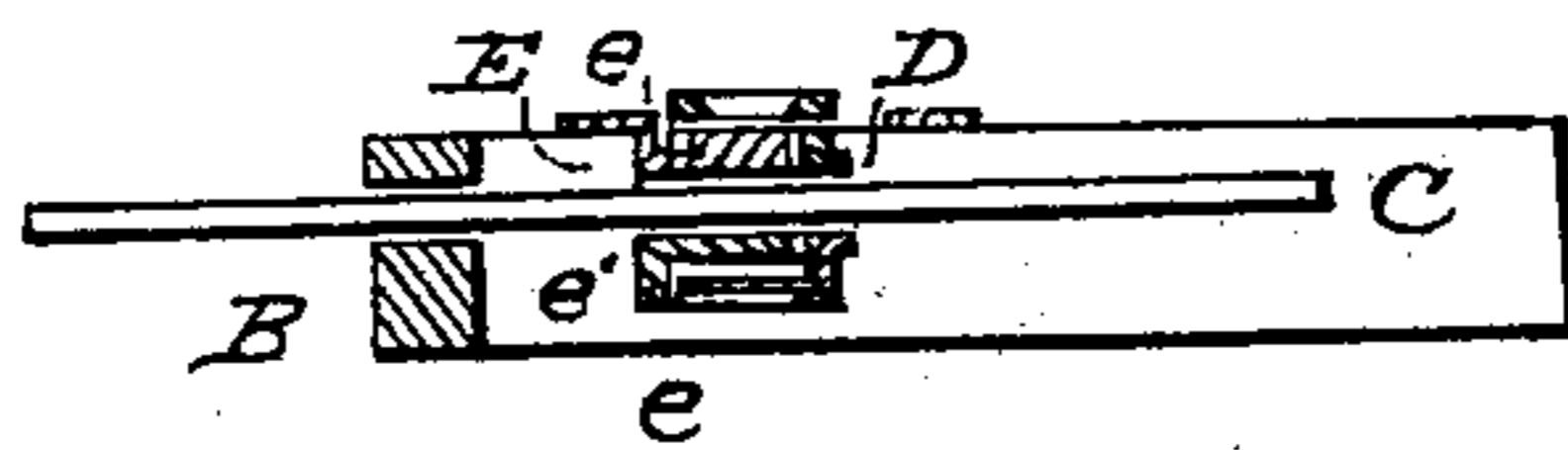


FIG. 4.



WITNESSES:

M. W. Beadle  
E. A. Barker.

INVENTOR.

F. H. Manny  
by H. W. Beadle  
Attorney.

# United States Patent Office.

FREDERICK H. MANNY, OF ROCKFORD, ILLINOIS.

Letters Patent No. 103,760, dated May 31, 1870.

## IMPROVEMENT IN SEED-SOWER.

The Schedule referred to in these Letters Patent and making part of the same.

*To all whom it may concern:*

Be it known that I, FREDERICK H. MANNY, of Rockford, in the county of Winnebago and State of Illinois, have invented a new and improved Seed-Sower; and I do hereby declare that the following is a full and exact description of the same, reference being had to the accompanying drawing and to the letters of reference marked thereon.

This invention relates to that class of seed-sowers in which the seed-distributing cylinder is located beneath the hopper, and receives its supply through an opening in the hopper-bottom, and consists, mainly—

First, in constructing the box in which the cylinder moves with triangular receiving and discharging openings, and

Second, in connecting the cells of the seed-cylinder with each other by means of a peculiarly arranged groove.

The details of construction and manner of operation will be fully described hereafter.

To enable others skilled in the art to make and use my invention, I will now proceed to describe fully its construction and operation.

A A represent the transverse beams of the frame of a seeder.

B represents a side beam.

C represents the shaft upon which the seed-cylinders are located.

D represents the male portion of the seed-cylinder, which is securely attached to the shaft C.

E represents the female portion, the cells of which are connected by the groove *e*, as shown in fig. 4.

This portion has also a flange, *e'*, by means of which it is securely held in place, as shown.

F represents the box in which the cylinder turns. The upper part of the box forms a cap, and through it is made the triangular opening *f*, as shown.

The lower part of the box is also provided with a triangular opening, the position of which is the same as the upper opening.

It will be observed that these openings are nearly in the form of right angled triangles, and that the grooves between the cells move in line with their straight sides.

By this arrangement, the seed, as it is delivered to the cylinder, is drawn to the apex of the opening at the point beneath which the grooves revolve. It is, therefore, impossible for any seed to be crushed.

By means of the lower triangular opening, the delivery of a portion of the seed is slightly retarded, and it does not, therefore, fall in a mass together. The seeder operates in the usual well-known manner, which need not be particularly described.

Having thus fully described my invention,

What I claim as new, and desire to secure by Letters Patent, is—

1. A cylinder box provided with triangular receiving and discharging openings, as described, for the purpose set forth.

2. A seed-cylinder, having its cells connected by grooves, when said grooves are located at the end of the cells, and used in connection with a triangular opening used in the manner described, and for the purpose set forth.

3. The combination of a cylinder box having triangular openings above and below, with a cylinder having connected cells, when arranged as described, for the purpose set forth.

This specification signed and witnessed this 28th day of October, 1869.

F. H. MANNY.

Witnesses:

G. W. FORD,

I. W. SPRINGER.