

W. H. Beatty,

Scrub Brush.

No. 103413.

Patented May 24, 1876

Fig. 1.

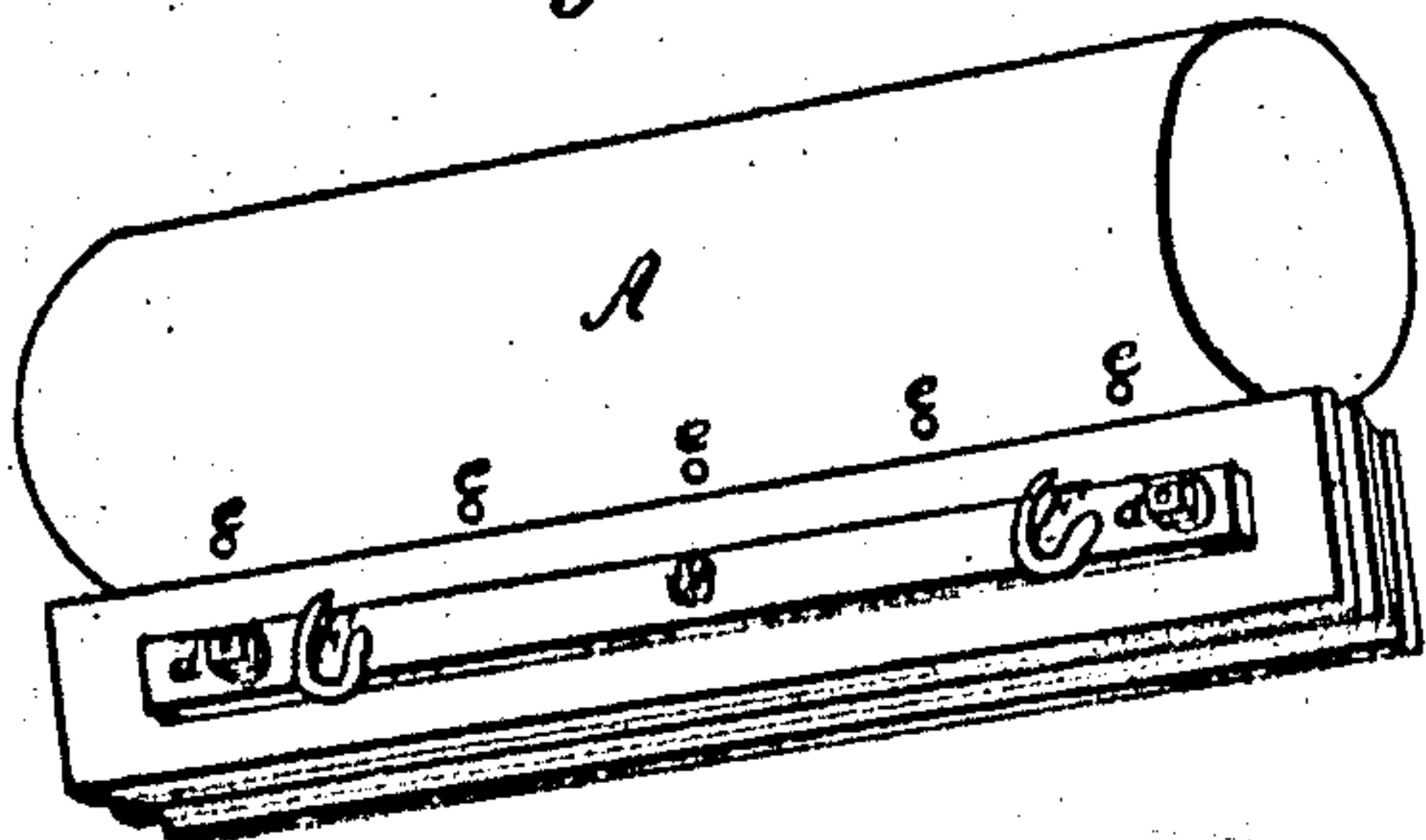


Fig. 2.

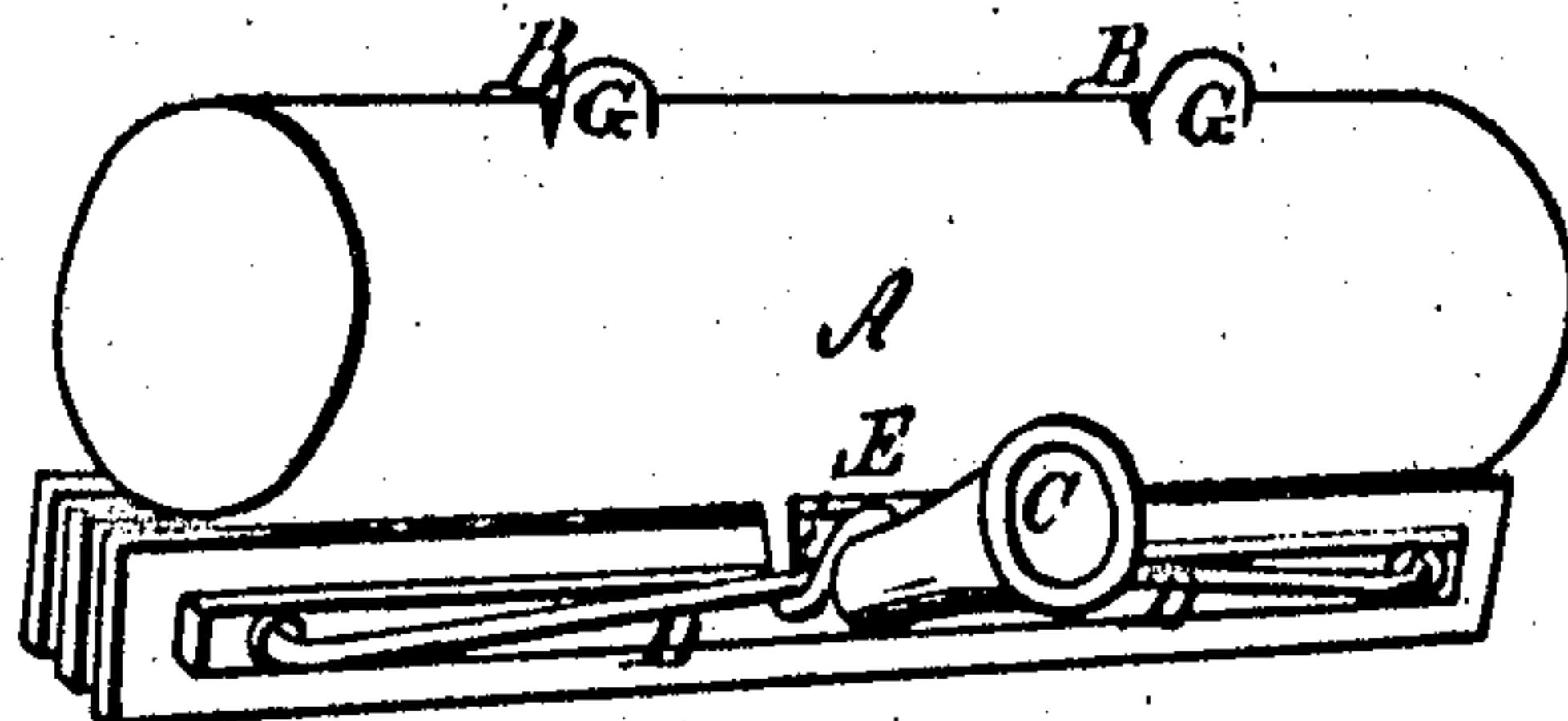


Fig. 3.




Fig. 4.

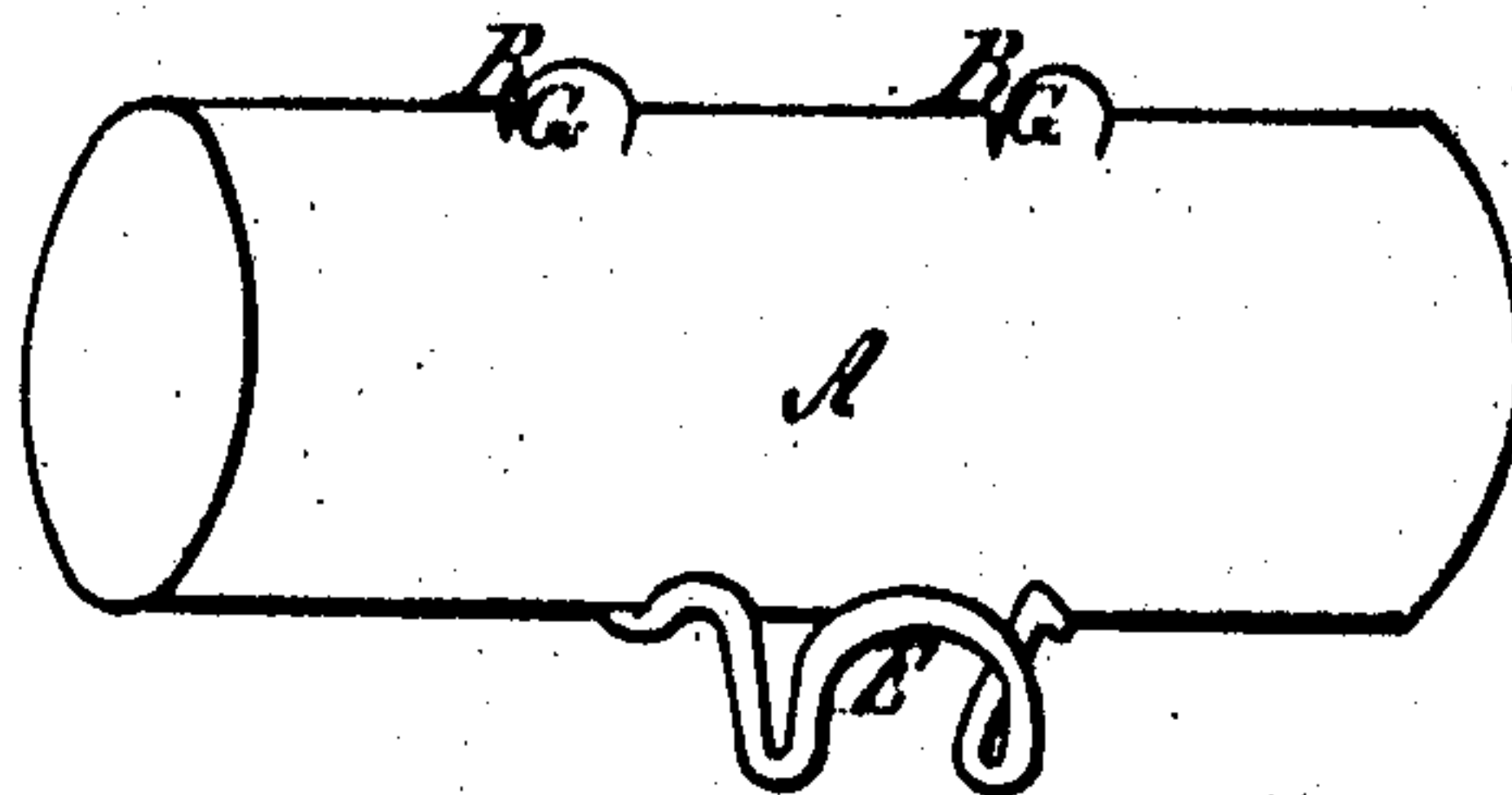
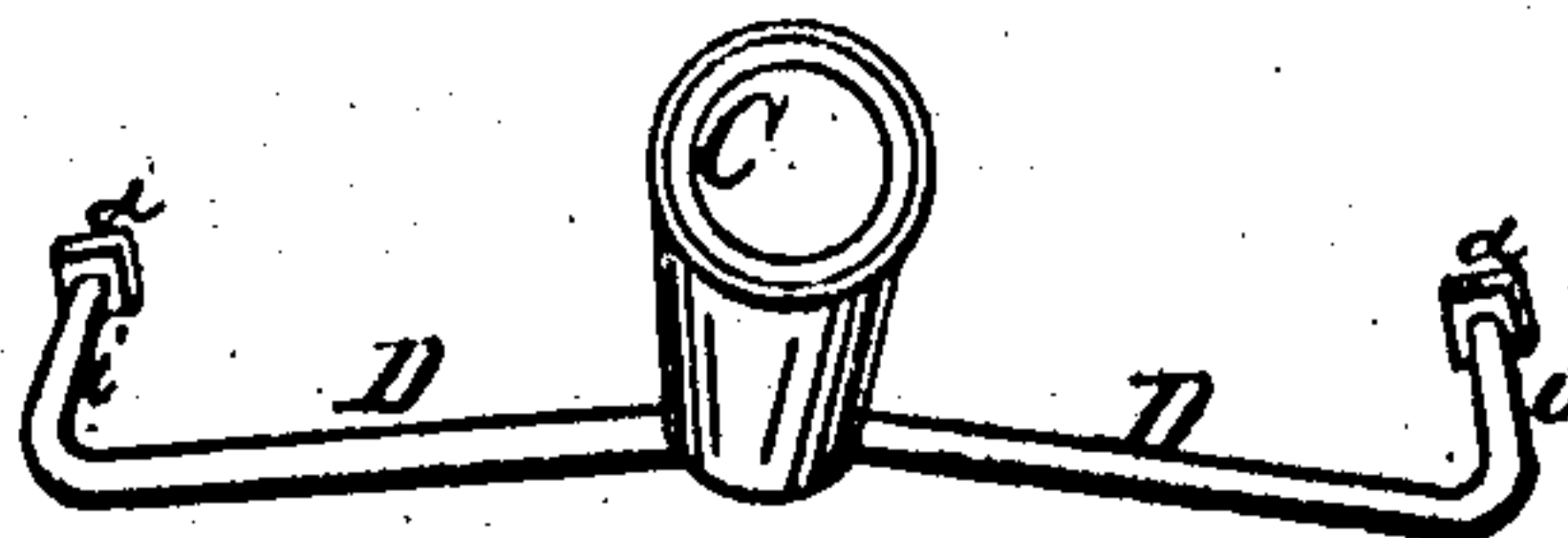


Fig. 5.



Witnesses;

A. Hitchcock.
S. Shelling

Inventor;

W. H. Beatty

United States Patent Office.

WILLIAM HEWITT BEATTY, OF COLUMBUS, OHIO.

Letters Patent No. 103,413, dated May 24, 1870.

IMPROVED MOP-HEAD.

The Schedule referred to in these Letters Patent and making part of the same.

To all whom it may concern:

Be it known that I, WILLIAM HEWITT BEATTY, of Columbus, of the county of Franklin and State of Ohio, have invented certain new and useful Improvements in Mops and Scrubber-Heads; and I do hereby declare that the following is a full, clear, and exact description of the same, reference being had to the accompanying drawings making a portion of this specification, in which—

Figure I is a mop and scrubber-head constructed according to my invention.

Figure II is a back view of the same.

Figure III is a detached view showing the rubber brush and hooks for mopping purposes.

Figure IV is a detached view showing this cylinder, its peculiar shaped and arranged openings, and wire attachment.

Figure V is a detached view showing a modification of one portion of my invention.

Similar letters of reference indicate corresponding parts in all the figures.

The object of this invention is to combine a mop and scrubber which will be efficient, cheap, and durable.

The invention consists in the cylinder A provided with its peculiar arranged openings, shown by the letters B, and wire fastening E, as is seen in figs. II and IV.

The invention further consists in the double rubber brush provided with hooks for the purpose of holding the cloth for mopping purposes.

The invention further consists in the attachment of a wire fastening to the scrubber-head, as shown by letters D in figs. II and V.

To enable others to understand the nature and construction of my invention, I will proceed to describe it with reference to the drawings.

A represents the cylinder provided with openings B B, by cutting half of a circle in an oval shape and bending out the lip, as seen in figs. II and IV. Through said openings the water is caused to enter the cylin-

der A by dipping the scrubber into a pail or other vessel provided with water.

As the brush is being used the water is prevented from wasting out of said openings by means of the lips G G, and at the same time passes through the small holes shown by the letters e e e e, falling over the brush in such quantities as is needed for scrubbing purposes.

C represents the cast-iron socket into which the handle is to be placed.

D D represents the wire prongs, or fastenings, which are cast in the lower end of the socket, more particularly shown in fig. V, and around which is coiled the wire fastening E, which also passes over the lower portion of the said cast-iron socket.

The points of said wire prongs (shown by letters i i in fig. V,) are passed through openings in the rubber brush, and are fastened by means of nuts a a, as seen in figs. I and V.

The peculiar shape of said wire prongs D D and wire fastening E forms a firm brace to all parts of the mop and scrubber-head, when the same is constructed as described.

F F in figs. I and III represent the hooks which are attached to the keepers of the brush, and to which is to be fastened the mop-cloth.

The rubber brush as seen in fig. III is constructed in a double form, so that the same may be reversed and either side used, as may be necessary when the brush is much worn.

What I claim as my invention, and desire to secure by Letters Patent, is—

The cylinder A and double rubber scrubbing-brush when provided with the mop-hooks F F, in combination with the wire prongs D D and novel arranged wire fastening E, together with the lips G G, all arranged substantially as and for the purpose specified.

WILLIAM HEWITT BEATTY.

Witnesses:

A. H. FRITCHEY,
T. SWILLING.