

J. A. Jones,
Basin.

2 Sheets, Sheet 1.

No. 103,195.

Patented May 17, 1870.

FIG: 1.

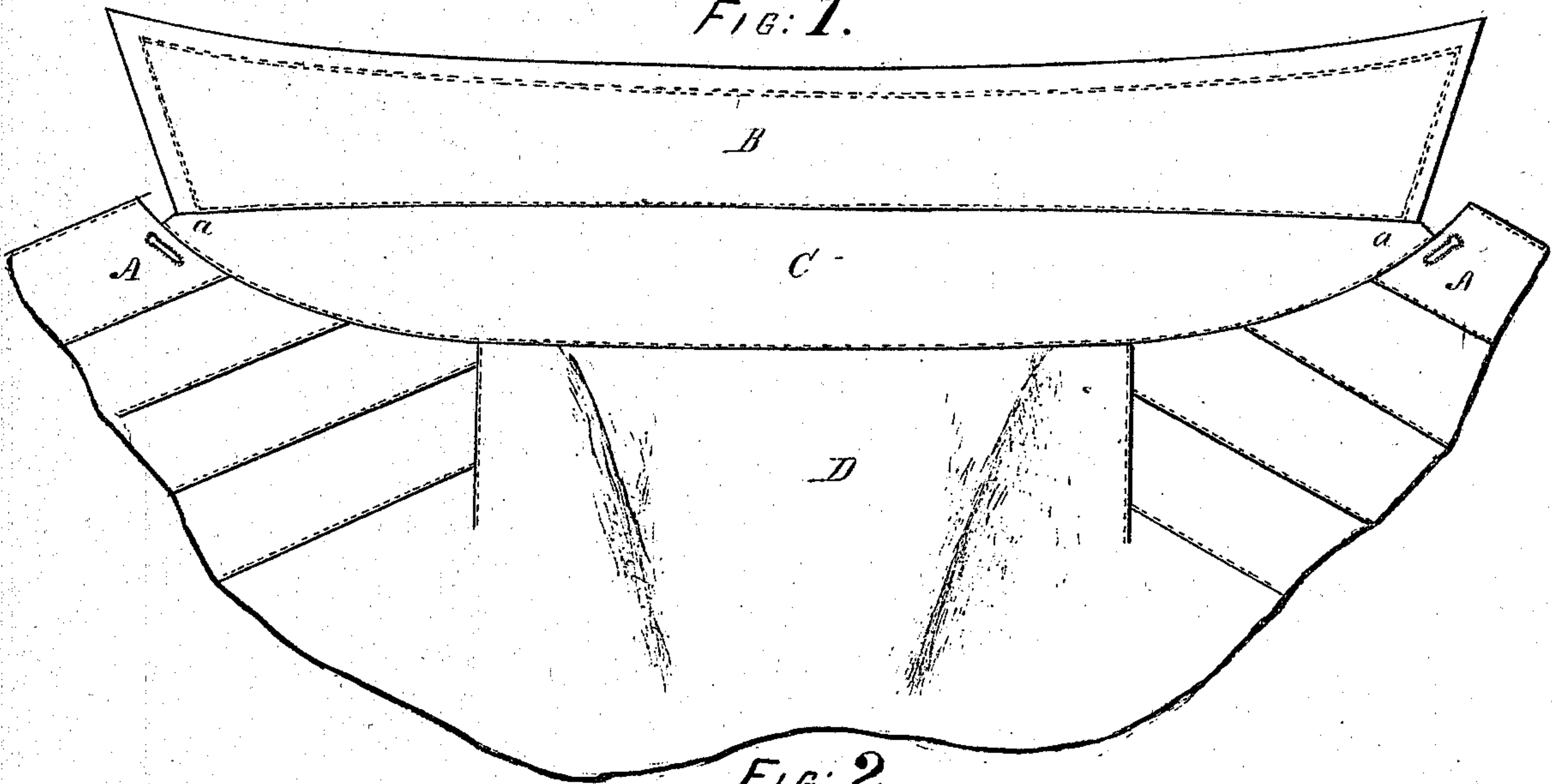
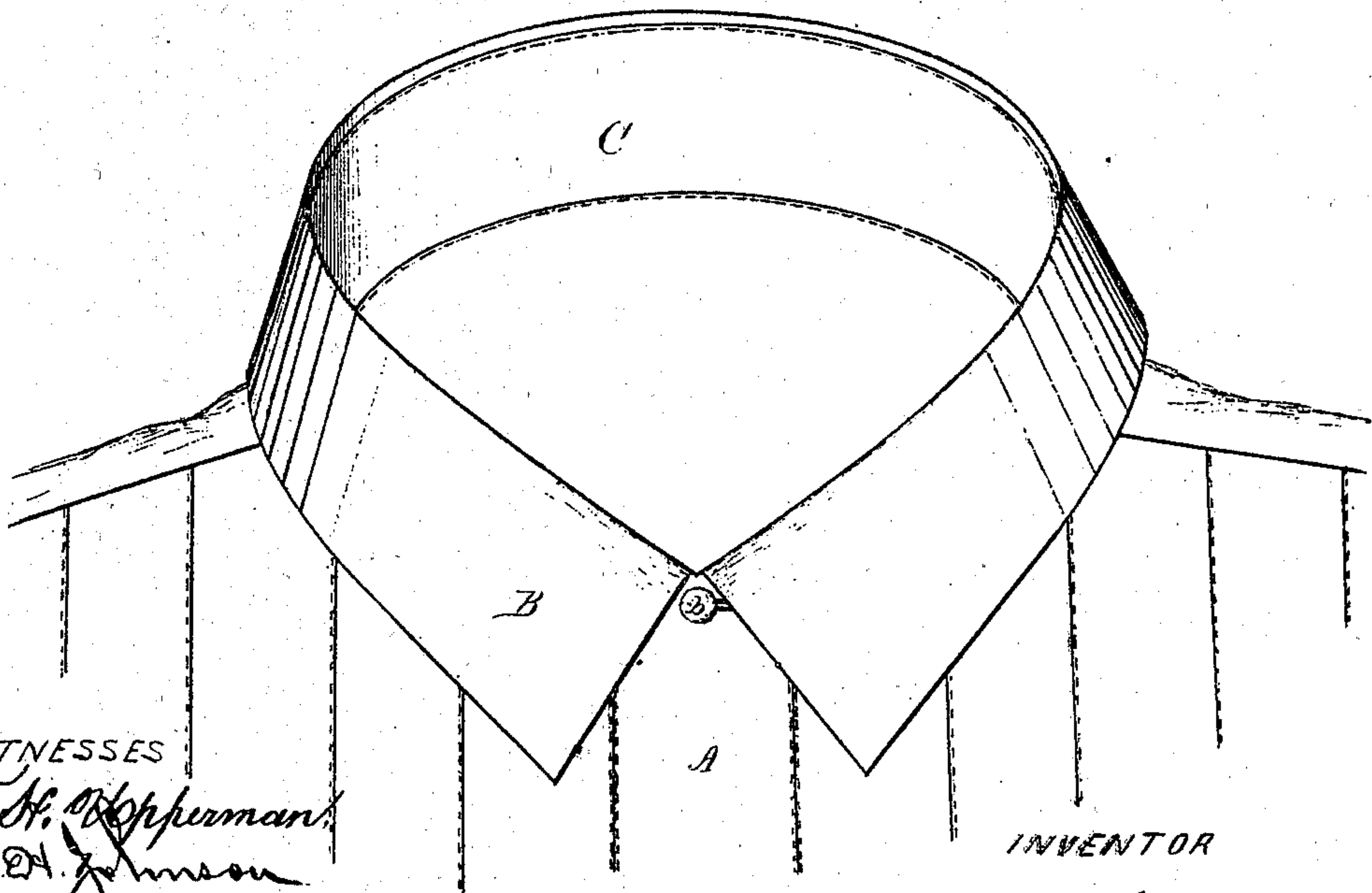


FIG: 2.



WITNESSES

E. H. Hopperman
A. G. Johnson

INVENTOR

James A. Jones
by Atty. A. D. McIntire & Co.

J. A. Jones,
Basin.

No. 103,195.

Patented May 17, 1870.

FIG: 3.

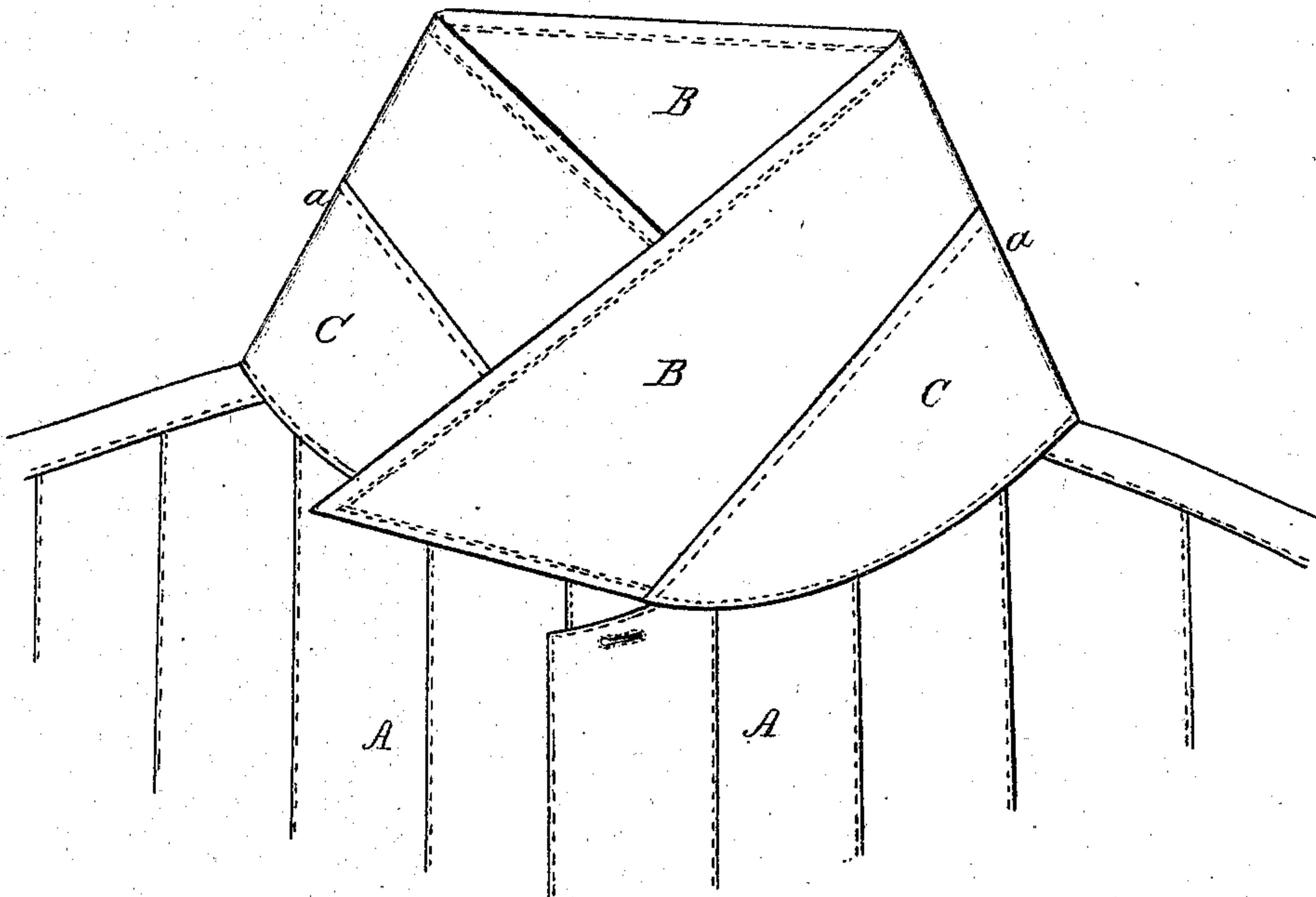
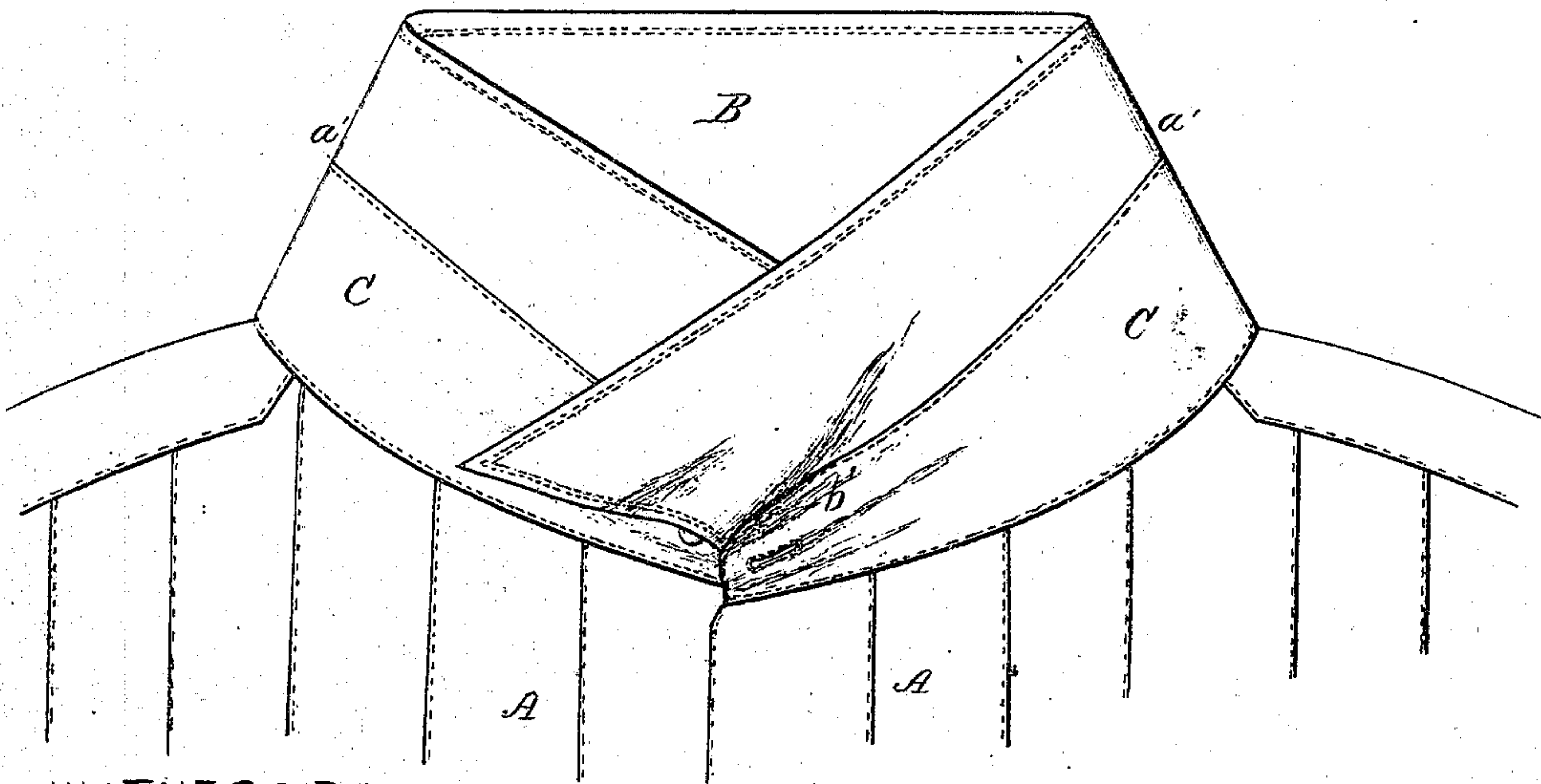


FIG: 4.



WITNESSES

J. H. Ughermaw

A. G. H. Johnson

INVENTOR

James A. Jones

By his atty. A. L. M. S. L. & Co.

United States Patent Office.

JAMES A. JONES, OF WASHINGTON, DISTRICT OF COLUMBIA, ASSIGNOR, FOR ONE-HALF HIS RIGHT, TO WILLIAM S. TEEL, OF SAME PLACE.

Letters Patent No. 103,195, dated May 17, 1870.

IMPROVEMENT IN COMBINED SHIRT AND COLLAR.

The Schedule referred to in these Letters Patent and making part of the same.

To all whom it may concern:

Be it known that I, JAMES A. JONES, of Washington city, in the county of Washington and District of Columbia, have invented certain new and useful Improvements in Combined Shirt and Collar; and I do hereby declare that the following is a full and exact description thereof, reference being had to the accompanying drawings inaking a part of this application.

The object of my invention is to provide a shirt with the collar "attached," which shall fit the neck as closely and accurately as a detached collar, and which will, at the same time, prevent the bulging of the center plait near the neck; and

My invention consists in the peculiar cut and attachment of the neck-band and fastening-button, as will be hereinafter more fully set forth.

It has always been deemed desirable, in point of economy, &c., to have shirts made with attached collars, but every effort to please the public prior to my invention has failed, for the reason that the collar, if not at first, would, in a very short time after donning a shirt, "flop" or drag down at the front. Very many attempts have been made to overcome this difficulty, but none have ever yet proved successful that I am aware of.

To enable those skilled to understand and use my invention, I will proceed to describe the same, referring, by letters, to the accompanying drawings, in which—

Figure 1 is a back view of a shirt embodying my invention.

Figure 2 is a front view, with the fastening-button.

Figure 3 is a detail front view, showing my shirt with the collar in a standing position, and creased down at *a* as though an iron had been passed over the bosom and collar in a direct line, thus pressing both down in the same plane, and

Figure 4 is a similar view of an ordinary shirt, not embracing the features of my invention, and subjected to the same treatment.

Similar letters indicate like parts in the different views.

A represents the two front plaits of the bosom, which project slightly beyond the band at *a*.

B is the collar, of any desired shape or fashion, which is stitched in a straight line to the neck-band C.

D represents the back of the shirt, and *b* collar-button.

The neck-band C, instead of being sewed in a straight line to the shirt, is curved to take up the slope, and runs out from back to front. It will thus be seen that, when the shirt is put upon the wearer, the bottom of the neck-band is made to fit the curvature of the neck, and the collar folds over and accommodates itself to the neck without any wrinkle or pucker.

By reference to fig. 3, it will be seen that the curvature at the bottom of the band is such that, if an

iron be passed over the bosom and collar in a direct line, creasing down the latter at *a*, the collar, band, and bosom will all lie in the same plane, or, in other words, the collar and band seem to be a continuation of the bosom, while, by reference to fig. 4, which, as I have said, is a similar view of an ordinary shirt subjected to the same treatment, it will be seen that it is impossible to produce the same result, as the creasing of the collar at *a'* will force it to pucker or flute at *b'*, and, if flattened at *b'* it will flute at *a'*, and this difference in effect is the result of the peculiar cut of the band, as herein set forth.

The height of the collar is regulated entirely by the depth of the band. For instance, if the band is one inch high at the back, and run out to a point in front, and fits the neck of the wearer, and he should desire the collar to be a little "higher" in the neck, say half an inch, then the neck-band is made one inch and a half deep at the back and half an inch deep in front, the same curvature at the bottom edge being observed.

The collar or top button and hole (or button-holes, where a detachable button is used,) are arranged in the center of the two front plaits, so that it will be observed that the points of the collar overlap and hold together the said plaits at a point where, of all others, they are most apt to "flute" or stand apart, and the ends of the collar, where they are attached to the band, come directly together and will not "drag" down.

I have found by practical experience (having been a shirt-cutter and fitter for very many years) that I am enabled, by the peculiar cut and attachment of the neck-band, to provide a shirt with collar attached, no matter whether the collar be high or low in the neck, which will be, in every respect, as perfect as those having a simple neck-band, and provided with buttons for detached collars.

The only objection ever urged by the trade to the class of shirts to which my invention pertains, has been the utter failure to obtain such a shirt and have a perfectly-fitting collar.

The neck-band is shown in the drawing extending only to about the centre of the middle plaits, but, of course, it may be continued to the extreme edge of plait.

Having described the construction and advantages of my improved shirt and collar combined,

What I claim as new, and desire to secure by Letters Patent, is—

A shirt having an attached collar, provided with a neck-band, cut substantially in the manner and for the purposes set forth.

In testimony whereof, I have hereunto set my hand and seal this day of April, 1870.

JAS. A. JONES. [L. S.]

Witnesses:

WM. C. MCINTIRE,

WM. S. TEEL.