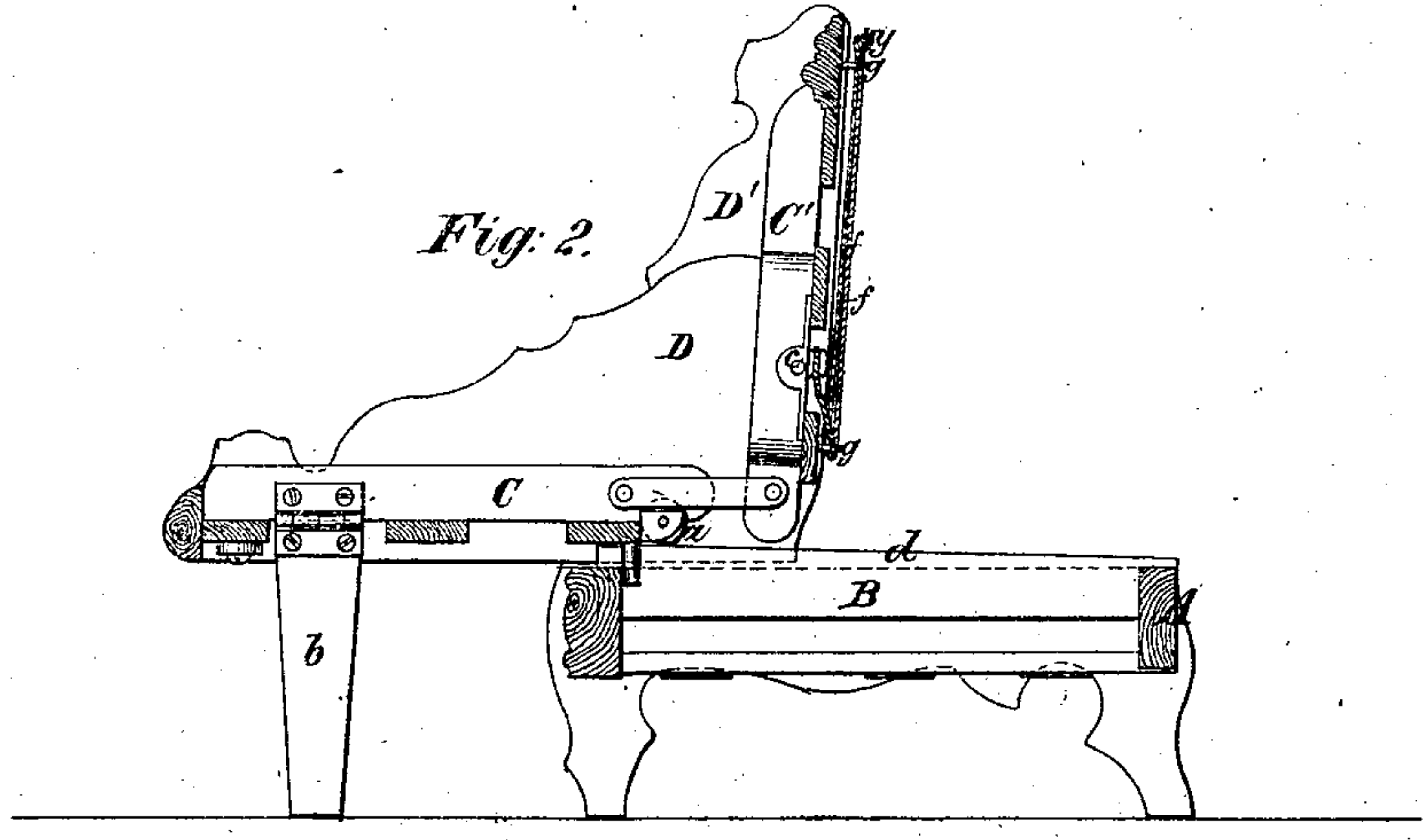
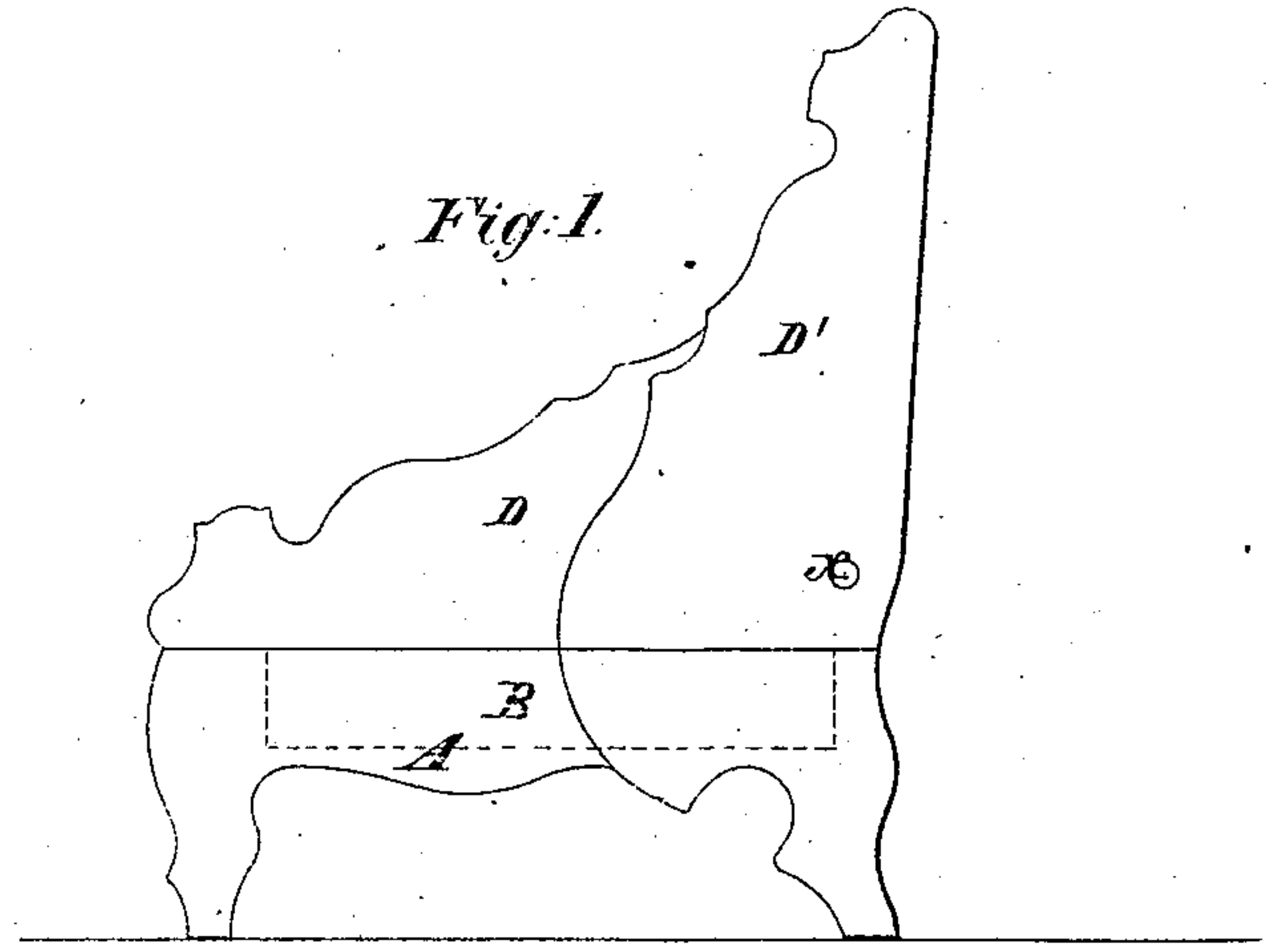


*Fred. C. Payne. Sofa Bed.*

102702

PATENTED MAY 3 1870



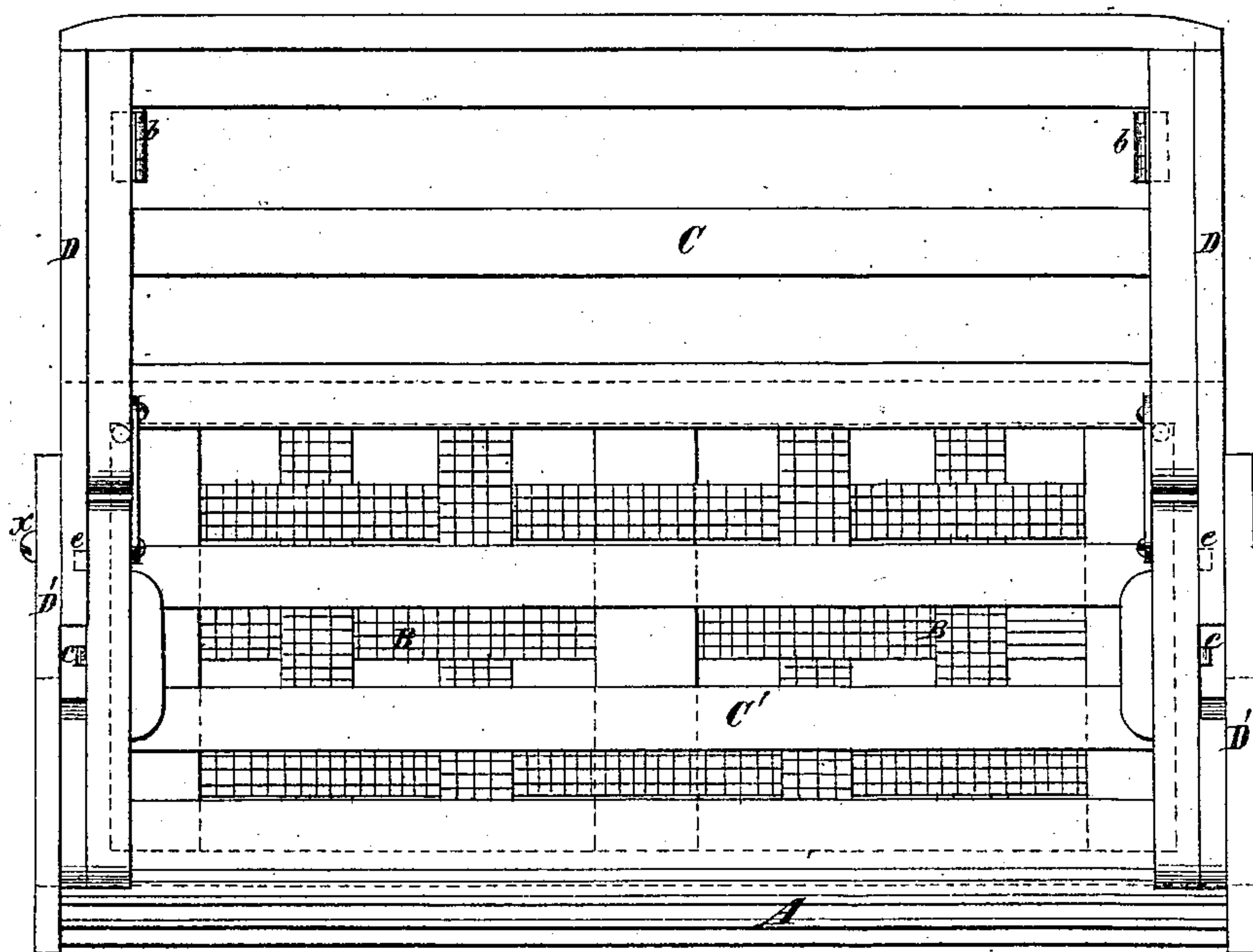
Witnesses:  
*Fred. Haynes*  
*R. R. Kabeau*

*F. C. Payne*

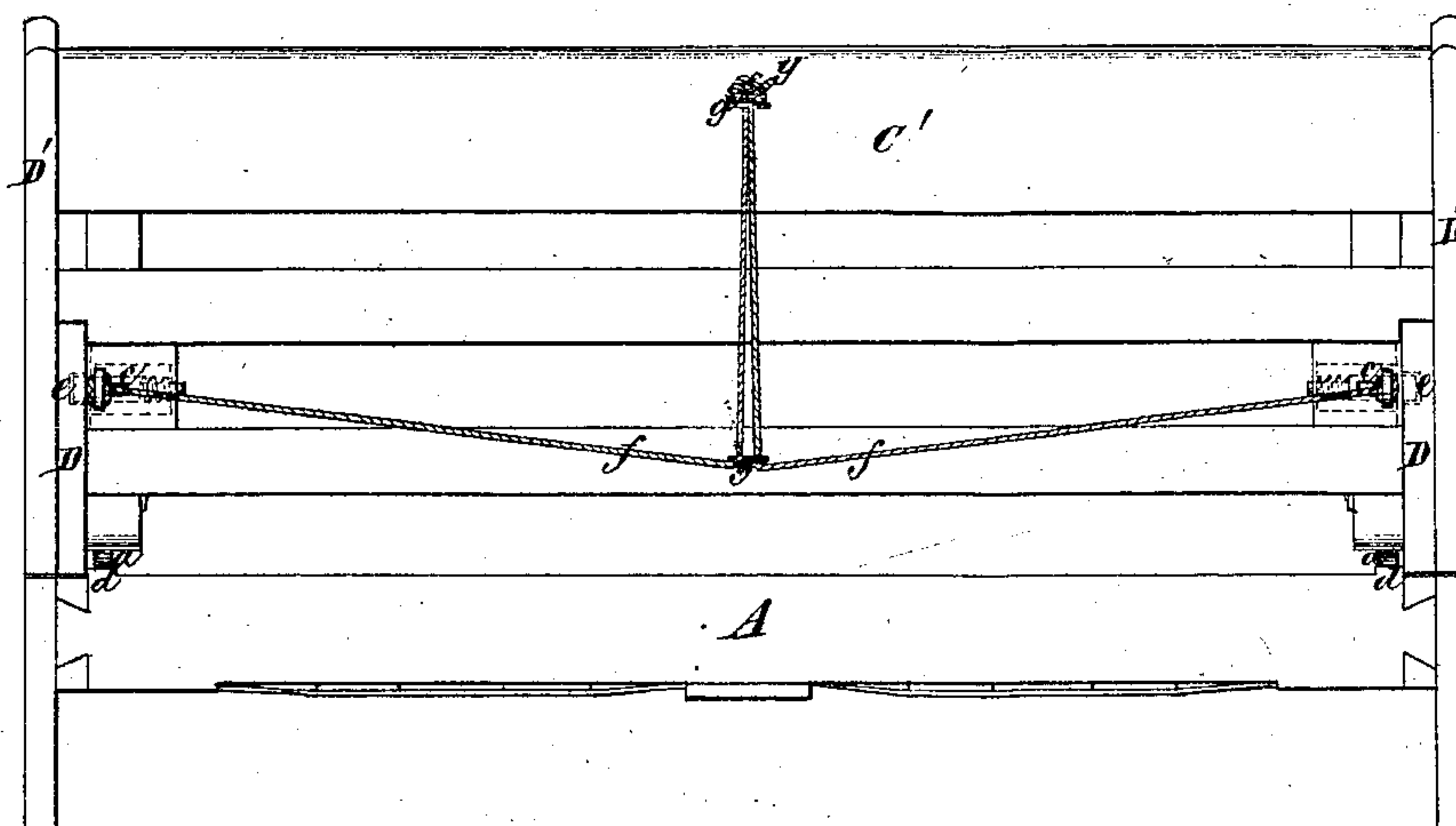
*Fred. C. Payne. Sofa Bed.*

102702.

*Fig. 3.*



*Fig. 4.*



Witnesses:

*Fred. Haynes*  
*R. R. Kabeau*

*F. C. Payne*



# United States Patent Office.

FREDERICK C. PAYNE, OF NEW YORK, N. Y.

Letters Patent No. 102,702, dated May 3, 1870.

## IMPROVEMENT IN SOFA-BED.

The Schedule referred to in these Letters Patent and making part of the same.

To all whom it may concern:

Be it known that I, FREDERICK C. PAYNE, of the city, county, and State of New York, have invented a new and improved Sofa-Bed; and I do hereby declare that the following is a full, clear, and exact description of the same, reference being had to the accompanying drawings which form part of this specification.

This invention consists of a sofa-bed of novel construction, whereby its conversion from a sofa to a bed, or from a bed to a sofa, may be effected without drawing it out from the wall, or without moving its feet from the position which they occupy on the floor, thereby preserving the carpet from much wear and tear, to which carpets are exposed by the use of other contrivances of similar character, and also whereby a receptacle is formed therein, in which the necessary articles of bed-clothing, used thereon while the apparatus is converted into a bed, may be stored away while the apparatus is being used as a sofa.

Referring to the accompanying drawings—

Figure 1 represents an end view of a sofa-bed constructed according to my invention, when converted into a sofa.

Figure 2 represents a cross-section of the same, partially converted into a bed.

Figure 3 represents a plan view of the apparatus converted into a bed; and

Figure 4 represents a rear view of the same, converted into a sofa.

Similar letters of reference indicate corresponding parts in the several figures.

A is a rectangular oblong frame, supported upon four legs, and forming the lower portion of the sofa-bed.

This frame A has formed therein a cavity or receptacle, B, for containing the necessary articles of bed-clothing or other articles, when not in use.

Fitted upon the top of this frame A, so as to slide laterally thereon, is a jointed mattress or double cushion C C', hinged together at *x*, and which, by being unfolded, as shown at fig. 3, serves as a mattress while the apparatus is being used as a bed, and, by being partially doubled or folded, as shown in figs. 1 and 2, serves as the seat and back of said apparatus while it is being used as a sofa.

Jointed end pieces, D D', are provided at each end of this mattress or cushion C C', which serve as the head and foot-boards of the bed, or as the arms of the sofa.

For facilitating the sliding of this hinged mattress C C', anti-friction rollers *a a* are or may be provided thereon, and made to traverse a track or a way, *d*, formed on the top of the frame A. Said track or way *d* may be downwardly inclined toward the rear

of the frame A, so that, while the section C is resting directly upon the frame, but little or none of the weight rests upon the rollers, thereby preventing the derangement of said section from slight causes while the apparatus is being used as a sofa, but immediately upon its being drawn forward, the rollers, by advancing, are brought to bear upon the surfaces of the track *d*, and, by lifting the said section C, as they ascend the said incline way, reduce the friction to that caused by the rollers alone.

Folding legs *b b* are also provided near the ends and front edge of the section C of the mattress, for support of that side when it is drawn out, as shown in figs. 2 and 3.

Locking spring-latches *c c* are provided upon the end pieces D' D' of the other section C', which, by locking into corresponding notches formed in the end pieces D D' of the section C, serve to hold the section C' in a proper position for forming the back of the sofa.

Cords *f f* and guide-rings *g* may be used for effecting a simultaneous and convenient unlocking of the spring latches *c c*, and arranged as shown in fig. 4.

To convert the apparatus from a sofa into a bed, the mattress or cushion C C' is first drawn forward, and the folding legs *b b* let down for its support, as shown in fig. 2. The bed-clothing contained in the receptacle of the frame A may be then removed therefrom, after which the section C', or back of the sofa, is let back by first unlocking the latches *c c*, which may be done by drawing the cords *f f*, taking hold thereof at a point, *y*.

When it is to be converted from a bed into a sofa, the back section C' is first turned upward so as to effect the locking of the spring latches *c c* into the notches formed therefor in the end pieces D D', as shown at fig. 2. This leaves the cavity of the frame A open for the reception of the bed-clothing, after the depositing of which therein the legs *b b* are folded up and the section C pushed back to its place upon the frame.

What I claim as my invention, and desire to have secured by Letters Patent, is—

1. The sliding jointed mattress or cushion C C' having end pieces D D', and folding legs *b b*, and the oblong frame A, having a receptacle, B, combined for operation, as and for the purpose herein described.

2. The combination, with the mattress C and frame A, of the rollers *a* and incline way *d*, as and for the purpose herein set forth.

F. C. PAYNE.

Witnesses:

FRED. HAYNES,  
HENRY PALMER.