

J. O. Brien,

Rosette

No. 102,579,

Patented May 3, 1870.

Fig. 1.

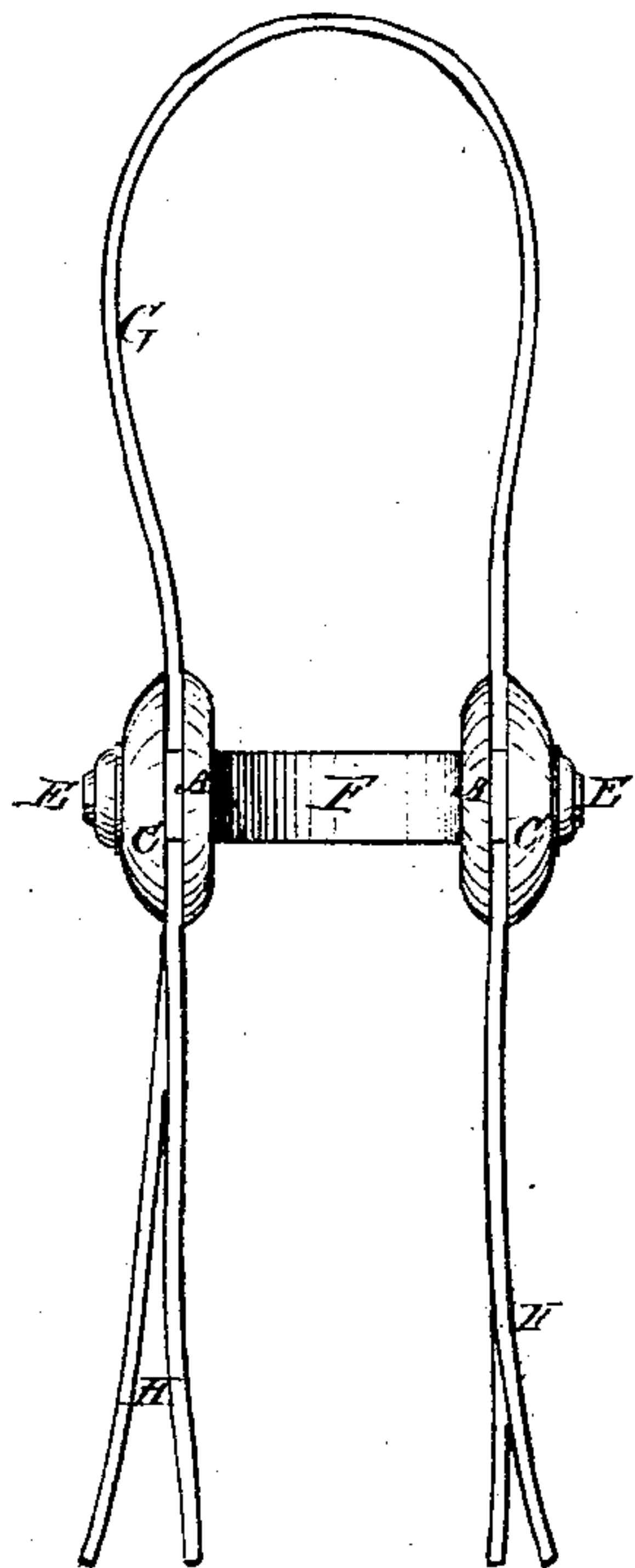


Fig. 2.

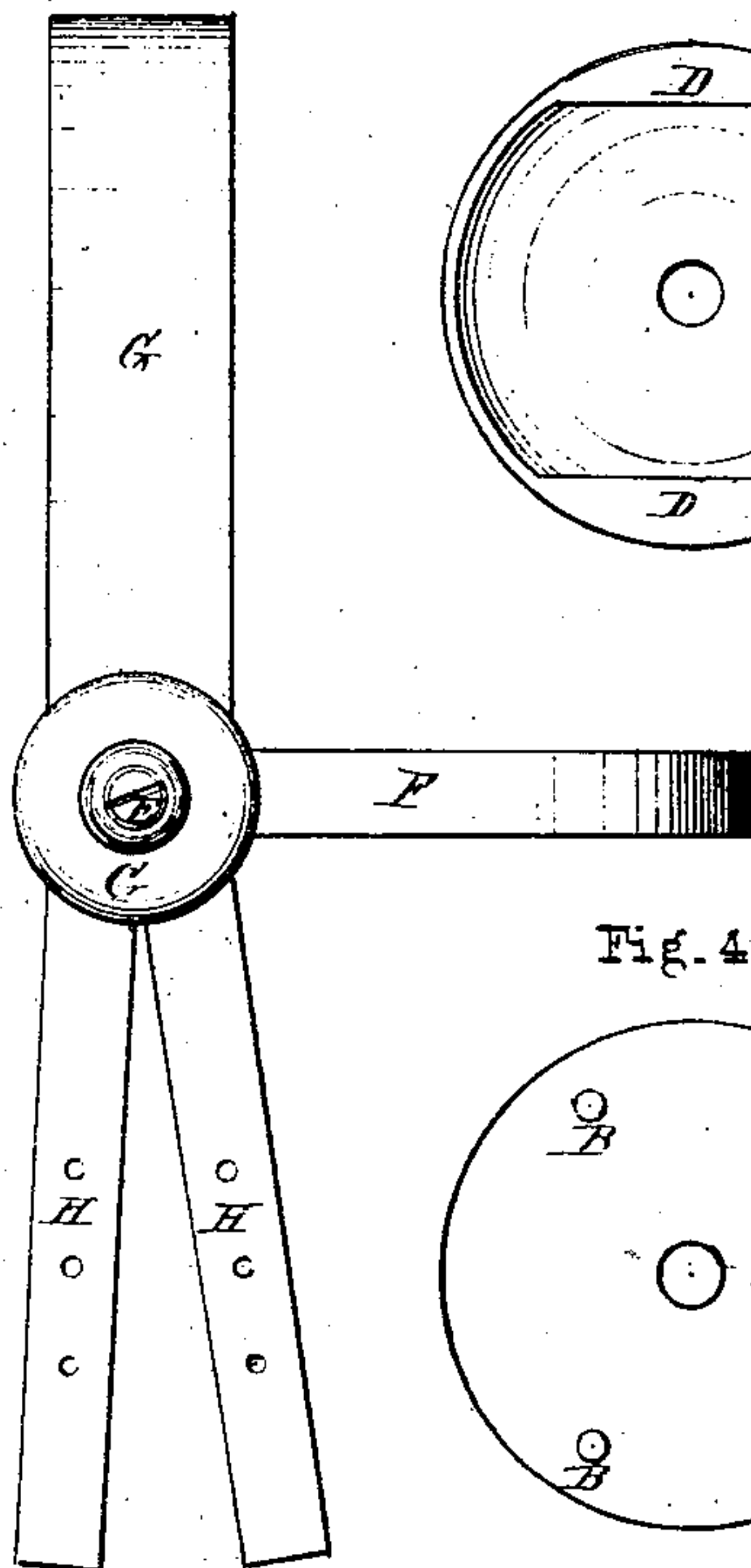


Fig. 3.

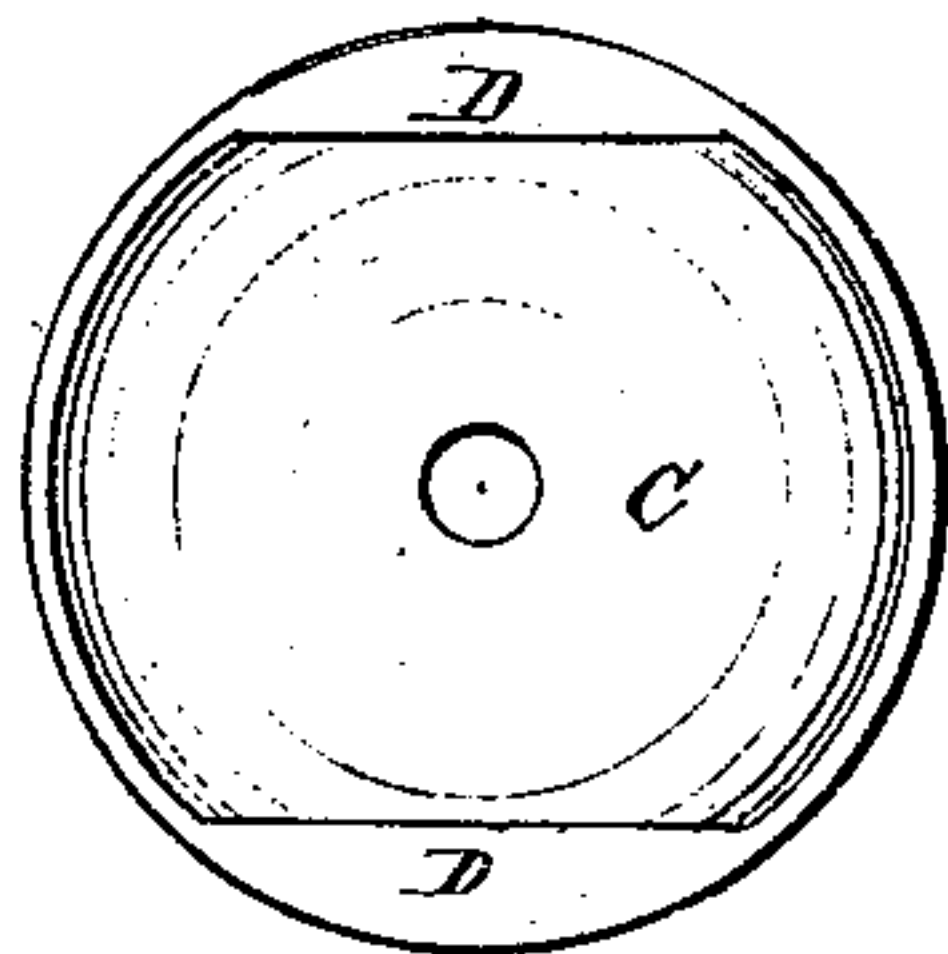


Fig. 4.

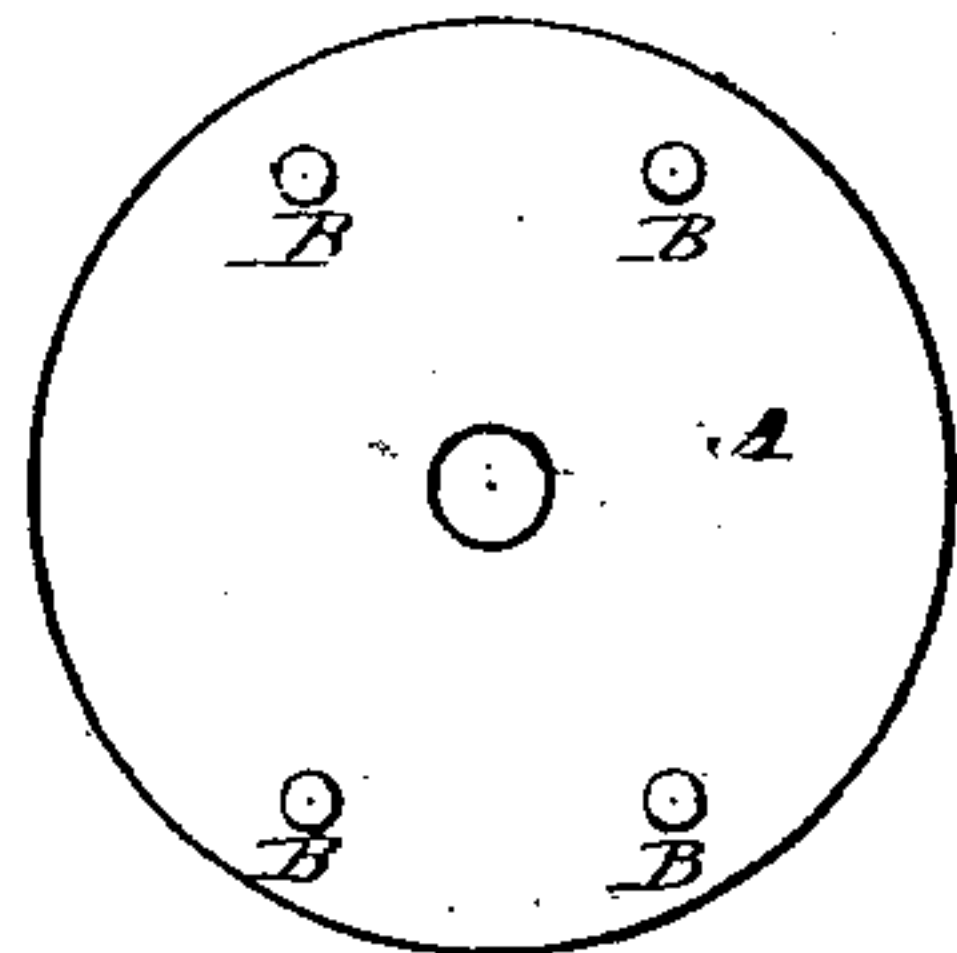


Fig. 6.

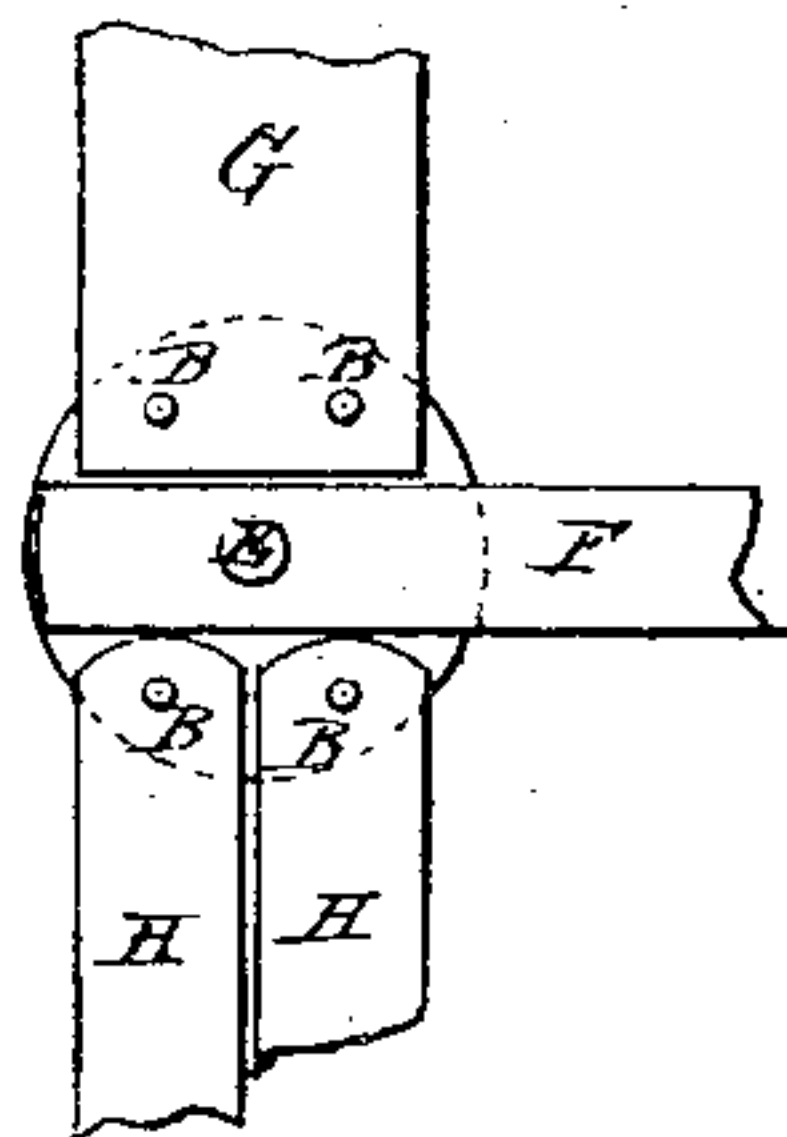
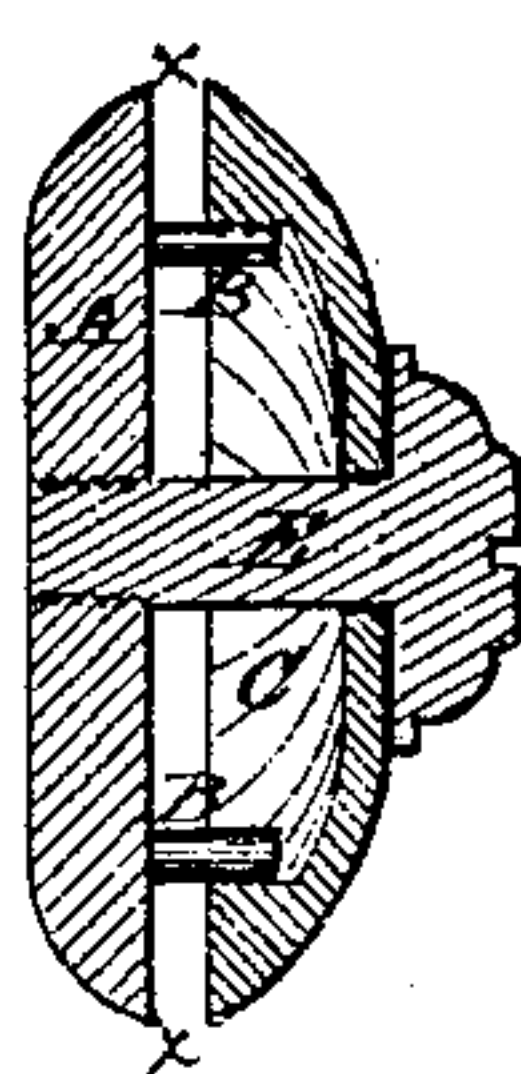


Fig. 5.



Witnesses.

Alfred M. ...
Saml. J. Mori.

Inventor.

James O. Brien
by O. B. ...
Attys.

United States Patent Office.

JAMES O. BRIEN, OF GENESEO, ILLINOIS.

Letters Patent No. 102,579, dated May 3, 1870.

IMPROVEMENT IN ROSETTES FOR BRIDLES.

The Schedule referred to in these Letters Patent and making part of the same.

To all whom it may concern :

Be it known that I, JAMES O. BRIEN, of Geneseo, in the county of Henry and in the State of Illinois, have invented certain new and useful Improvements in Rosettes for Bridles, Headstalls, &c.; and do hereby declare that the following is a full, clear, and exact description thereof, reference being had to the accompanying drawing making a part of this specification, in which—

Figure 1 is a rear elevation of the crown-piece of a bridle, with my device attached thereto;

Figure 2 is a side elevation of the same;

Figures 3 and 4 are plan views of the inner faces of the outer and inner plates, respectively, of the rosette;

Figure 5 is a central cross-section of the said plates as combined; and

Figure 6 is a plan view of the inner plate, with the crown, front, and other straps connected therewith.

Letters of like name and kind refer to like parts in each of the figures.

In headstalls as usually constructed, the rosette is formed of a single disk of metal, having upon its inner side a square staple, through which the end of the head-piece passes, while the divided end of the crown-piece extends downward upon each side of said staple and through a loop upon the end of said head-piece.

As thus constructed, the divided ends of the crown-piece form the billets for connecting the cheek-pieces and throat-latch, which requires that said billets shall extend in different directions, or not parallel with each other, so that one or both of them are bent edgewise and wrinkled, by which means their durability and appearance are injured, and the horse rendered uncomfortable.

Another objection arises from the frequent misplacement of the rosette, by its being pushed down while the horse is rubbing his head, to remedy all of which is the object of my invention, which consists in the employment of two plates or disks, between which the straps are held by means of a number of studs or pins secured to one disk and interlocking with the other, as is hereinafter fully described.

In the annexed drawing—

A represents a flat circular metal disk, having secured to and projecting outward from the face thereof, at a right angle with the same, four studs or pins, B, one-sixteenth of an inch long.

C represents a second disk, corresponding in size with that before described, but having a convex exterior face, and also a corresponding concave interior, except where, upon opposite sides of the latter face, the cavity is filled so as to form two shoulders, D, the inner edges of which are parallel with each other, as shown in fig. 3.

As thus constructed, said disks are placed with their inner faces together, and the pins immediately against the shoulders D, and are then secured in position by means of a screw, E, passing through a suitable opening into the center of the outer disks, and screwing into the inner one, (as shown in fig. 5,) leaving between them a space, *x*, of sufficient width to contain an ordinary strap.

The application of this device is as follows:

The end of the head-strap F is placed horizontally across the center of the inner disk, and provided with an opening for the passage of the screw E, while the crown-piece G and the billets H extend inward to and at a right angle with the edge of said head-strap, and, being provided with suitable openings, are hooked over the pins B.

If, now, the outer disk C be secured in place, it will be found that the various straps are firmly connected thereto, and also that each billet, being pivoted to one of the studs or pins, is allowed to move freely radially, and thus accommodate itself to the position assumed by the strap to which it is attached.

This device possesses many advantages, among which are—

First, by its use the several straps are allowed to adjust themselves to the shape of the horse's head, so as to improve the set of the same, and also to render them more easy for the horse.

Second, less leather is required, no part of the strap connected with the rosette being double, as is usually the case; and, also, the leather can be cut with more economy, the billets and crown-piece not being formed of one piece, as heretofore.

Third, it is very simple in construction, easy of application, and can be furnished at a very small cost.

Having thus fully set forth the nature and merits of my invention,

What I claim as new, and desire to secure by Letters Patent, is—

The employment of two plates or disks between which straps are secured by means of studs or pins attached to one of said disks, and interlocking with the other.

Also, the disk A, provided with the pins B, in combination with the disk C, provided with the shoulders D, substantially as and for the purpose specified.

Also, in combination with the disks A and C, the screw E, substantially as shown, and for the purpose set forth.

In testimony that I claim the foregoing, I have hereunto set my hand this 16th day of October, 1869.

JAMES O. BRIEN.

Witnesses:

JOHN GRAY,

N. M. ENTRIKIN.