

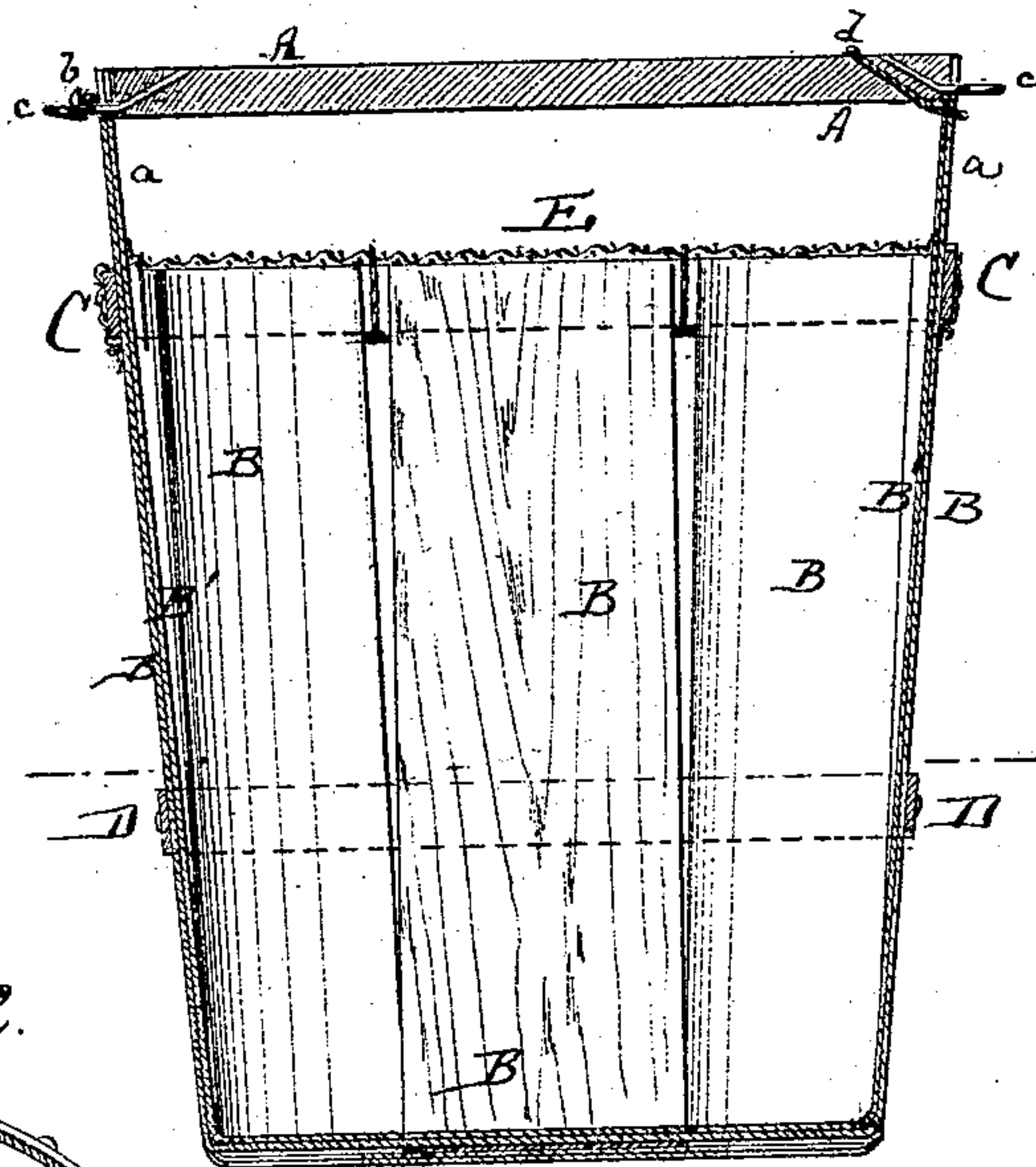
*L. Carpenter,*

*Fruit Basket.*

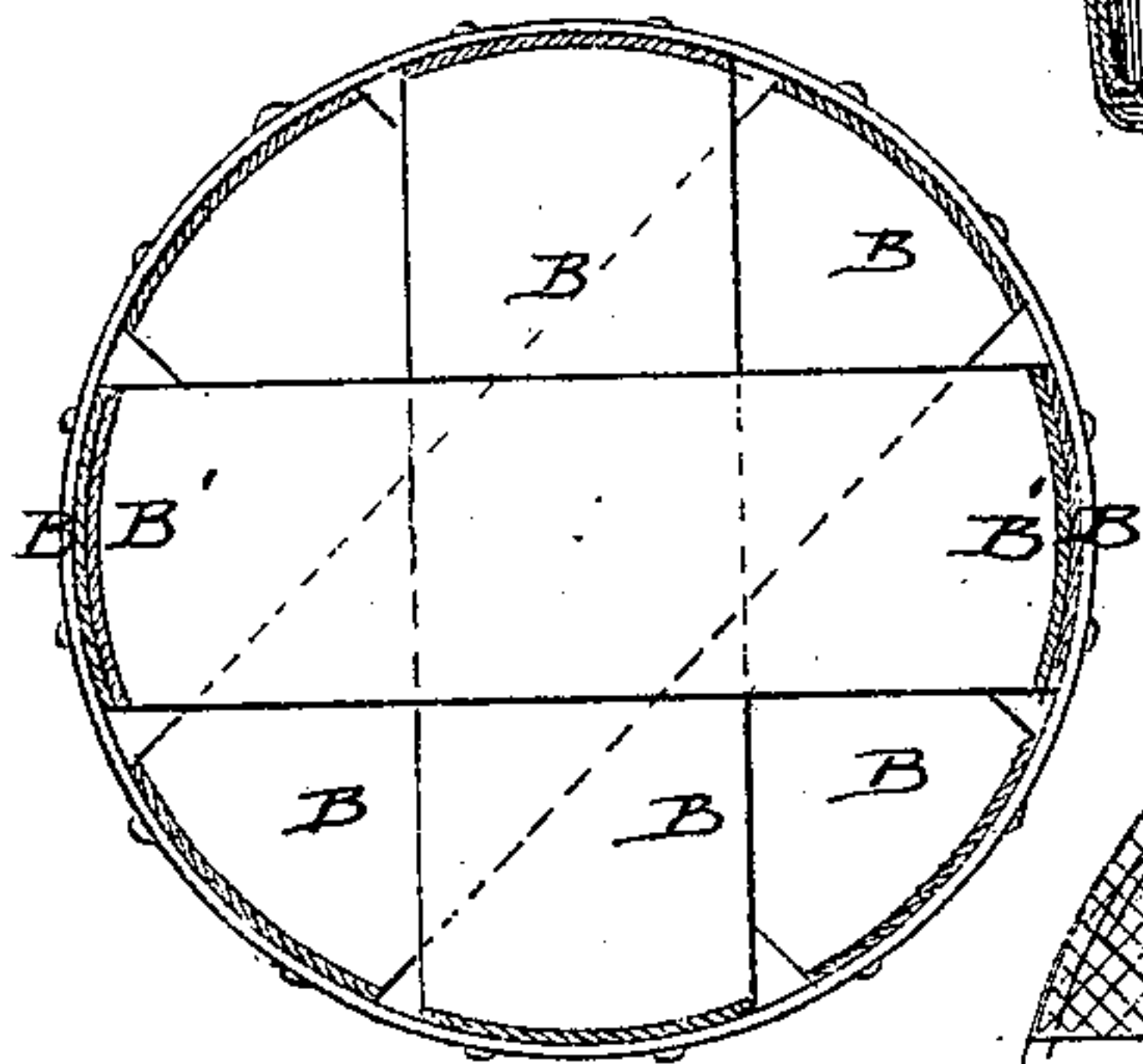
*No. 102488.*

*Patented May 3. 1870.*

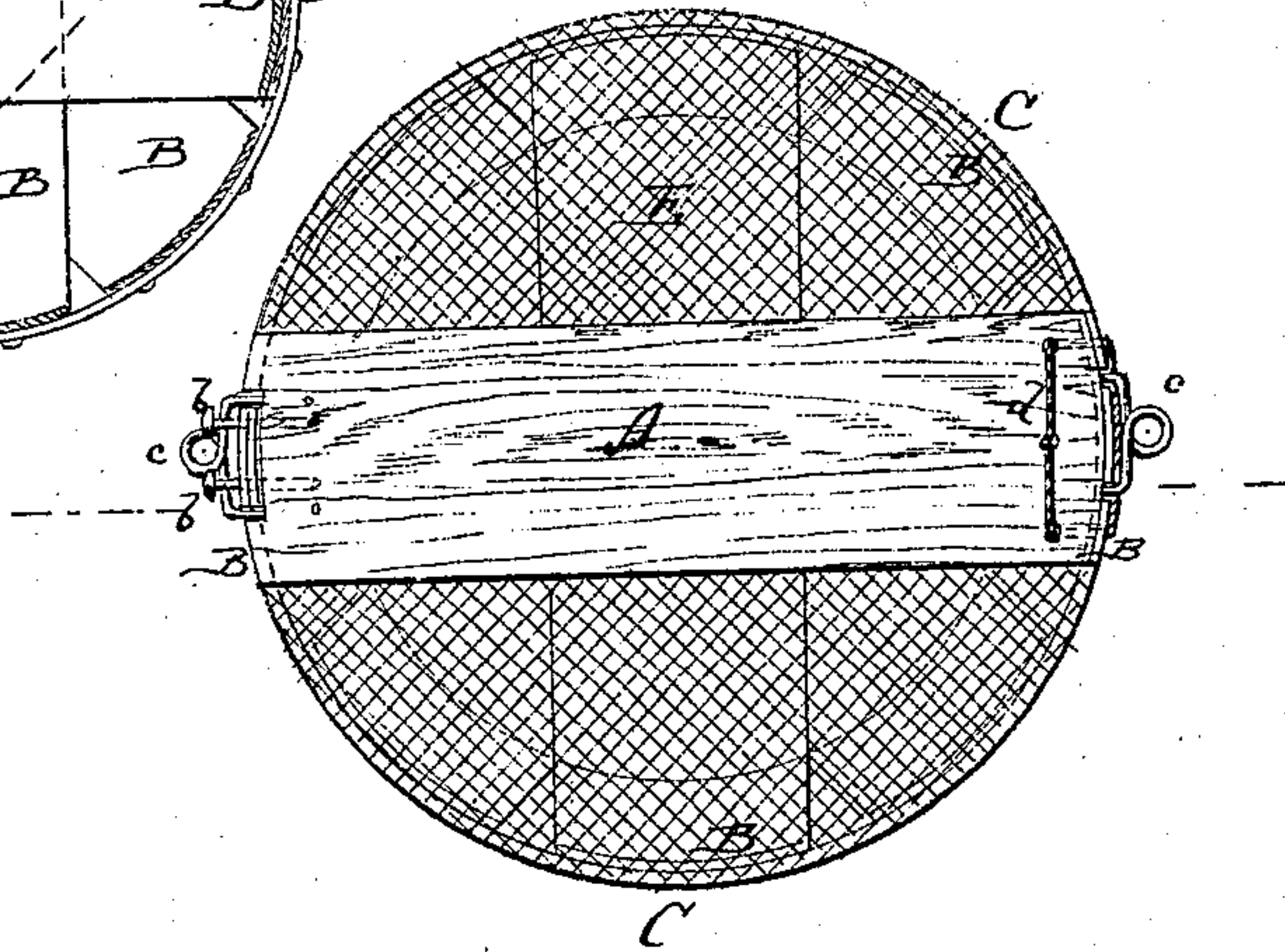
*Fig: 1.*



*Fig: 2.*



*Fig: 3.*



**Witnesses:**

*Alex. F. Roberts*  
*J. S. Mabee*

**Inventor:**

*L. Carpenter*

**PER**

*Wm. M. Mabee*

**Attorneys.**

# United States Patent Office.

LAUREN CARPENTER, OF ST. JOSEPH, MICHIGAN.

Letters Patent No. 102,488, dated May 3, 1870.

## IMPROVED FRUIT-BASKET.

The Schedule referred to in these Letters Patent and making part of the same

*To all whom it may concern:*

Be it known that I, LAUREN CARPENTER, of St. Joseph, in the county of Berrien and State of Michigan, have invented a new and Improved Fruit-Basket; and I do hereby declare that the following is a full, clear, and exact description thereof, which will enable others skilled in the art to make and use the same, reference being had to the accompanying drawings forming part of this specification, in which—

Figure 1 represents a vertical central section of my improved fruit-basket.

Figure 2 is a horizontal section of the same.

Figure 3 is a plan or top view of the same.

Similar letters of reference indicate corresponding parts.

This invention relates to fruit-baskets, and consists in an improvement thereon, which will be specified hereafter.

In the drawings—

A represents the protector located over the top of the basket, being a platform consisting of one or more pieces of wood. It is supported at the ends by projecting arms *a*. Thus, it will be perceived that not only can the fruit be filled and rounded off, but another basket can be placed upon it without injury to the fruit.

The protector is fastened to the arms by nails, *b*, and loops, *C*, and its ends may be notched to partly

embrace the arms, so as to prevent lateral displacement.

Letter B represents the five splinters, of which my U-shaped basket is composed.

Four of these are crossed in the usual way, while the fifth serves to double one of them.

The ends of the double splinters project beyond the top of the basket, and form the arms *a*.

The upper ends of the single splinters are secured to an outer ring, *c*, which surrounds the top of the basket.

Another lower ring, *D*, may also be employed.

By dispensing with the ordinary inner ring at the top the fastening of the cover *E* is greatly facilitated, as the needle can readily be passed through between the splinters.

Having thus described my invention,

I claim as new, and desire to secure by Letters Patent—

The protector *A*, in combination with a basket composed of five splinters, of which one pair is made double and extended beyond the top, to support the protector, constructed as herein described.

LAUREN CARPENTER.

Witnesses:

R. A. STITT,

W. R. MORRISON.