

G. W. Street,

Skate.

No. 102446.

Patented Apr. 26. 1870.

Fig 1.

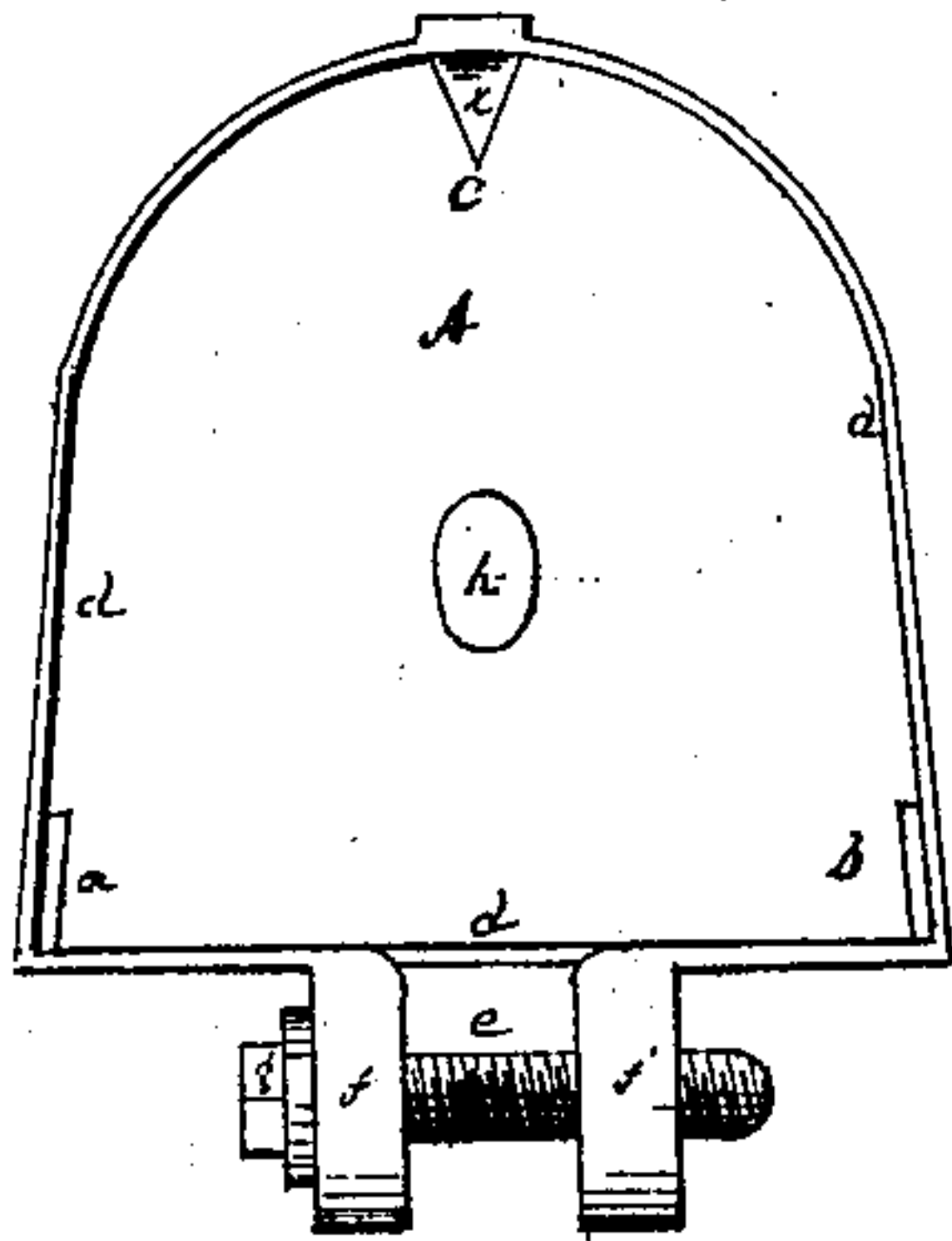


Fig 2.


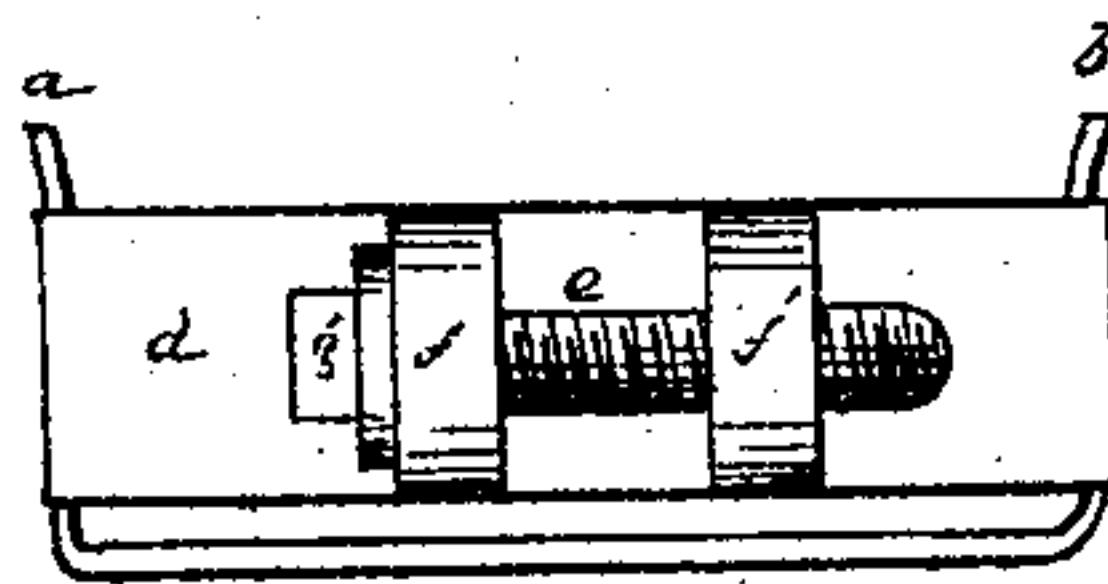


Fig 3.



WITNESSES

G. M. Symptom.
H. L. Hattenberg

INVENTOR.

G. W. Street
per G. M. Symptom.
att'y.

United States Patent Office.

GEORGE W. STREET, OF BROOKLYN, NEW YORK.

Letters Patent No. 102,446, dated April 26, 1870.

SKATE-FASTENING.

The Schedule referred to in these Letters Patent and making part of the same

To all whom it may concern:

Be it known that I, GEORGE W. STREET, of Brooklyn, in the county of Kings and State of New York, have invented a new and improved Fastening for Skates; and I do hereby declare that the following is a full and exact description thereof, reference being had to the accompanying drawings and to the letters of reference marked thereon making a part of this specification.

This invention relates to a new and useful fastener for skates; and

It consists in temporarily affixing to the heel of the boot or shoe, in the manner hereinafter described, a plate, which can be attached and detached with great ease, and yet, at the same, firmly hold the skate in position.

In the accompanying sheet of drawings—

Figure 1 represents a plan or top view of my invention;

Figure 2, a side view; and

Figure 3, a front-end view.

Similar letters of reference indicate corresponding parts in the several drawings.

A represents a plate, formed of sheet-steel, and made of such size and shape as will cover the bottom of boot-heel.

Formed with the plate A are the uprights *a b c*, and, passing around and inclosing the uprights, is an elastic steel spring, *d*, the rear side of said spring being riveted to the upright *c*, and the front side thereof being held in position by the clamping-screw *e*, passing through the lugs *f f'*.

This clamping-screw is provided with a square head, *g*, to enable it to be screwed or unscrewed by means of a key or wrench.

Now, to attach this appliance to the heel of a boot or shoe, it is simply necessary to loosen the screw *e* until the heel will readily pass within the spring *d*, and firmly onto the plate A, when, by screwing up the screw *e*, the spring *d* will be drawn together, and at the same time press inward the uprights *a b c*, thus clamping the whole appliance firmly to the boot.

In order still more firmly to hold the plate in position, the upper end of the upright *c* is formed into a point, *k*, and slightly bent inward. This point, by entering the boot-heel, tends to steady the plate, when in position.

The plate being thus attached to the boot, &c., the skate is affixed by inserting the swivel key of the skate through the elliptical slot *h* in the plate A, and into a recess previously made into the boot-heel, and then, by turning the skate directly beneath the foot, the head of said key is turned across the smallest diameter of said slot, and in this way the skate is firmly fixed to the foot. My fastener may be, if desired, permanently attached to the skate, in which case, of course, there would be no need of the slot *h* in the plate A, as no swivel key on the skate would be used.

Having thus described my invention,

What I claim as new, and desire to secure by Letters Patent, is—

A skate-fastener, composed of the plate A, spring *d*, uprights *a b c*, point *k*, clamping-screw *e*, lugs *f f'*, and slot *h*, constructed as and for the purposes hereinbefore set forth.

GEO. W. STREET.

Witnesses:

H. L. WATTENBERG,
G. M. PLYMPTON,