

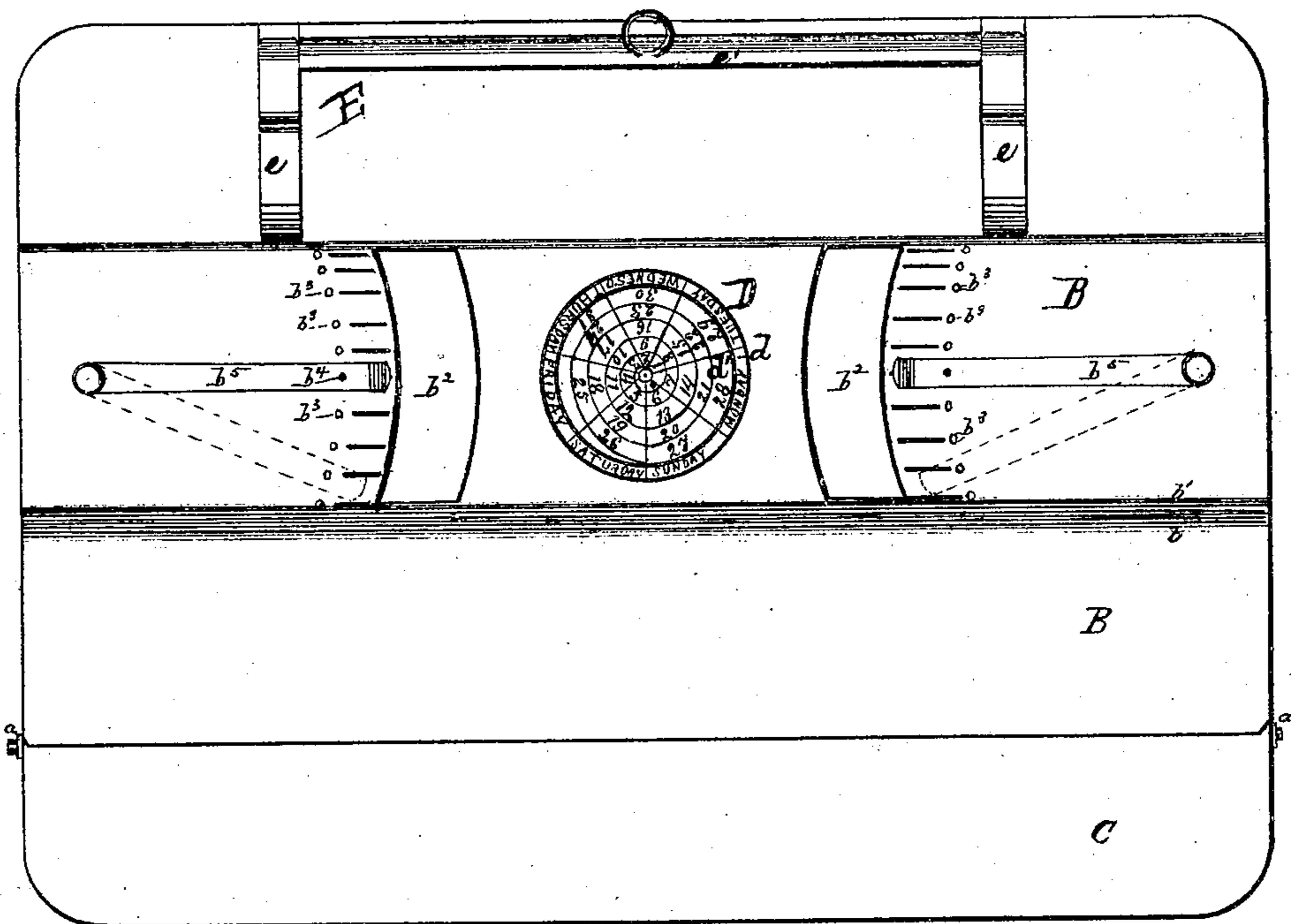
*E. P. Tiffany,*  
*Ruler.*

*2, Sheets, Sheet 1.*

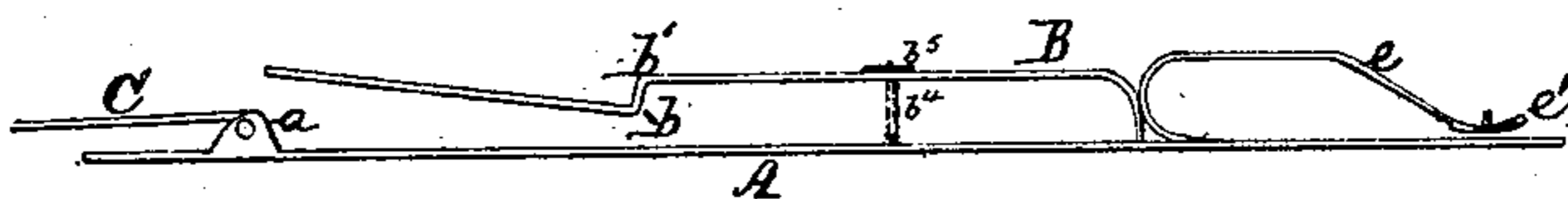
*No. 102,334.*

*Patented Apr. 26. 1870.*

*Fig. 1.*



*Fig. 2.*



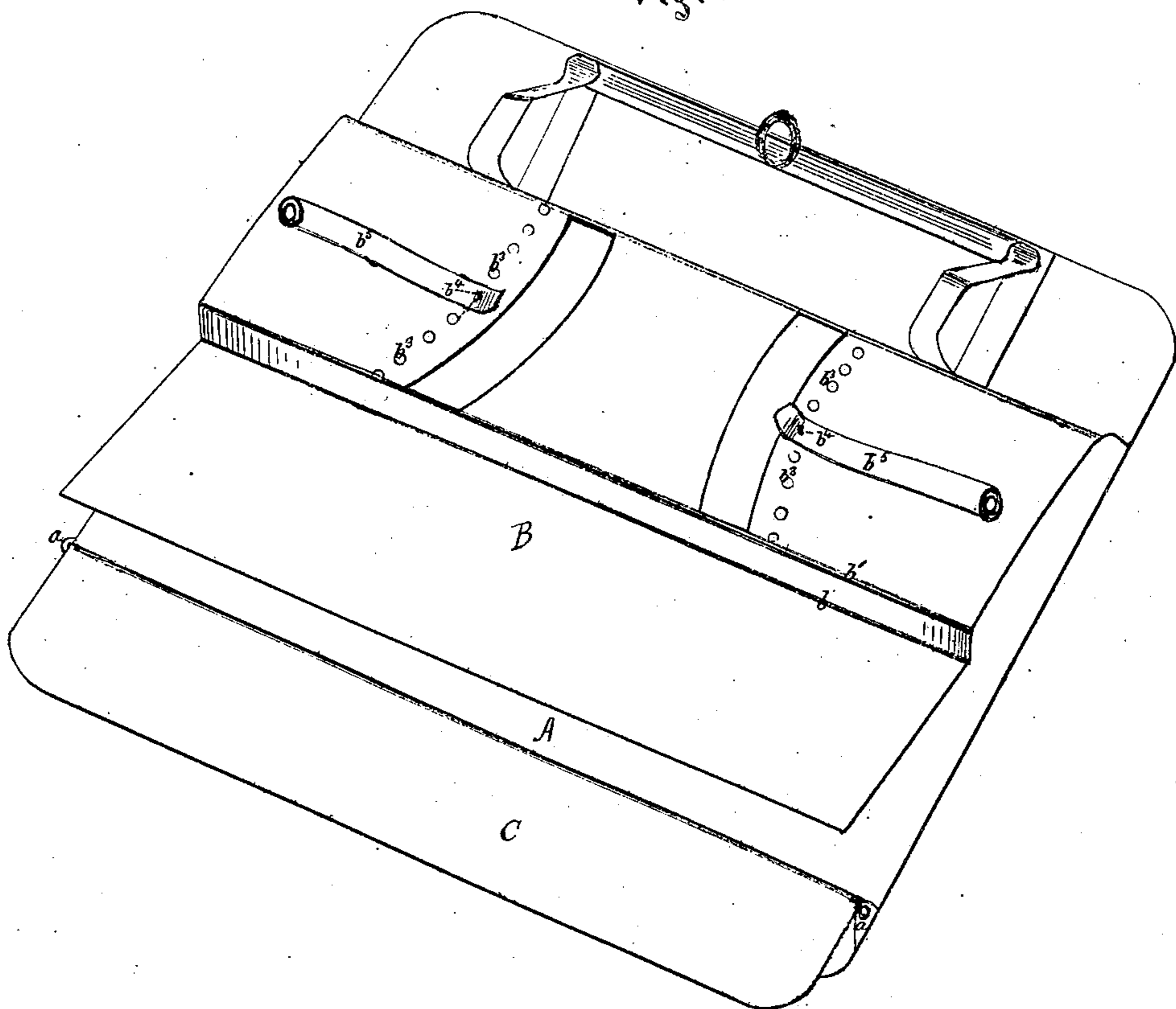
Witnesses  
*S. J. Noyes,*  
*C. H. Clarkson.*

Inventor  
*E. Palmer Tiffany* by  
*H. W. Beadle, atty.*

2 Sheets. Sheet 2.

*Patented Apr. 26. 1870.*

Fig. 3.



Witnesses:  
S. J. Noyes.  
E. H. Pierson.

Inventor:  
E. Palmer Tiffany by  
H. W. Beadle atty.

# United States Patent Office.

E. PALMER TIFFANY, OF HARTFORD, CONNECTICUT.

Letters Patent No. 102,334, dated April 26, 1870.

## IMPROVEMENT IN PAPER-FOLDERS.

The Schedule referred to in these Letters Patent and making part of the same.

To all whom it may concern :

Be it known that I, E. PALMER TIFFANY, of Hartford, in the county of Hartford and State of Connecticut, have invented new and useful Improvements in Paper-Folder; and I do hereby declare that the following is a full and exact description of the same, reference being had to the accompanying drawings and to the letters of reference marked thereon.

This invention has for its main object the production of a paper-folder which shall be capable of adjustment for folding paper at different widths; and consists in the employment of adjustable pins in connection with a spring, top-piece, and hinged flap.

In the drawings—

Figure 1 represents a plan view of my improved folder;

Figure 2, a side elevation; and

Figure 3, a perspective view of the same.

To enable others skilled in the art to which my invention appertains to make and use the same, I will now proceed to describe fully its construction and method of operation.

A represents a sheet of tin or other suitable material, which forms the base-plate of my folder. To it is attached, by soldering or otherwise, the top piece B, and by the ears *a a* the hinged flap C.

The top piece B extends to the flap C. It is attached at its rear end only, and is so bent at *b* and *b'* as to cause its free end to be inclined slightly upward from the base-plate A, as shown in fig. 2. It is provided with openings *b<sup>2</sup> b<sup>2</sup>* and small holes *b<sup>3</sup> b<sup>3</sup>*. It has also pins, *b<sup>4</sup>*, which are attached to the springs *b<sup>5</sup>*, as clearly shown in the drawings.

The fixed ends of these springs are so attached to the piece B as to permit their free ends to swing over the holes *b<sup>3</sup>*, into any one of which the pins *b<sup>4</sup>* may be placed, the holes *b<sup>3</sup>* being arranged upon the arc of a circle for that purpose.

D represents a calendar, also attached to the piece B at about the center. It is constructed of metal, and is provided with an outer ring, *d*, and an inner circle, *d'*. The former is divided and marked with the days of the week, and the latter is provided with the days of the month. As this is not, in itself, my invention, a more particular description need not here be given.

E represents a paper-holder, consisting of the springs *e e*, connected by the cross-bar *e'*. The latter is provided with a ring or other suitable handle.

The operation of using the paper-folder is as follows:

It should be placed upon a table with the flap opened toward the person, and projecting slightly over the edge of the table. The pins should be adjusted so that the distance between them and the front edge of the piece B is the same as the width that is to be given to the folded paper.

Having set the pins, the paper should be inserted into the opening between the top and flap until it touches the pins, and with the tips of the fingers (using both hands) the top piece should be sprung down hard upon the paper, and the flap C turned completely over upon it by the thumbs, sufficient force being used to crease the paper. This operation will turn and fold the paper at the same time.

If the paper is to be folded more than once, it should not be inserted quite up to the pins the first time, but after it is folded, withdrawn and turned, it should be slid against the pins and refolded again.

The openings through the top permit the paper to be seen in order to make it even for the first folding.

It is essential that the top piece should always be sprung down before the flap is turned.

The described device is simple in all its parts, and exceedingly convenient for use and efficient in operation.

Having thus fully described my invention,

What I claim as new, and desire to secure by Letters Patent, is—

1. The adjustable pins *b<sup>4</sup>*, with springs *b<sup>5</sup>*, when used in connection with holes *b<sup>3</sup>* and top piece B, as described, for the purpose set forth.

2. The paper-folder described, consisting essentially of the base-plate A, spring top piece B, with spring pins *b<sup>4</sup> b<sup>5</sup>* and flap C, when combined and arranged as described, for the purpose set forth.

This specification signed and witnessed this 2d day of February, 1870.

E. PALMER TIFFANY.

Witnesses:

C. S. GILLETTE,  
EDWIN STRONG.