

J. J. Adair,

Buckle.

No. 102,076.

Patented Apr. 19, 1870.

Fig. 1.

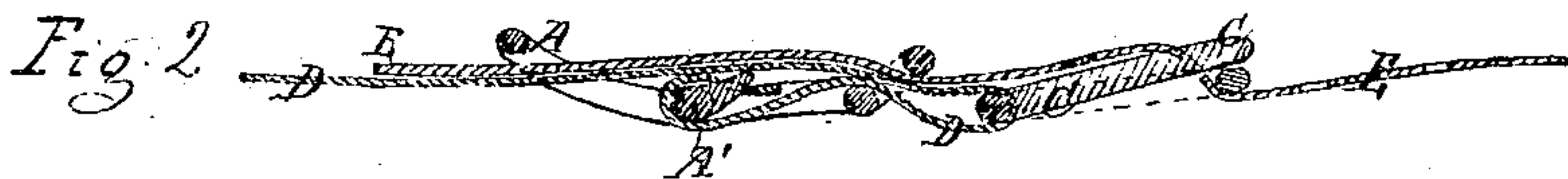
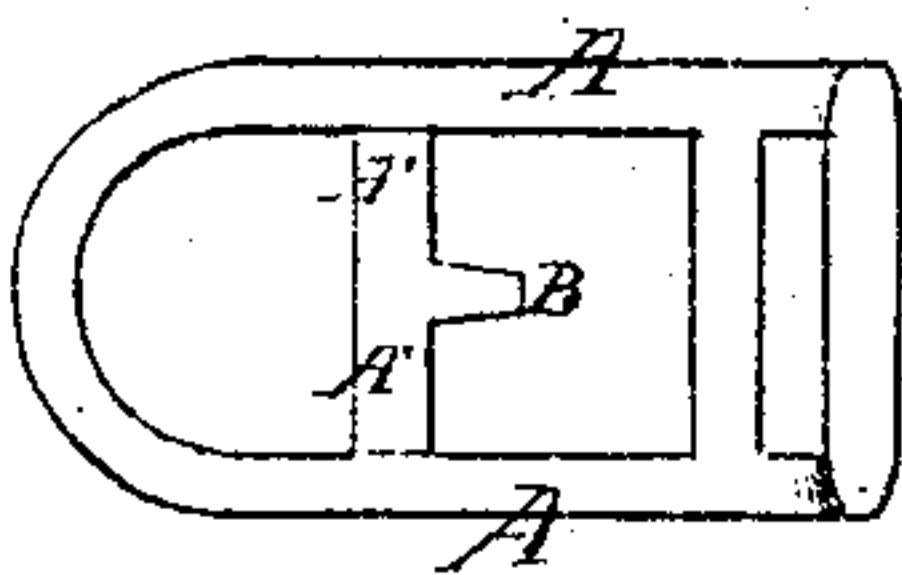


Fig. 3.

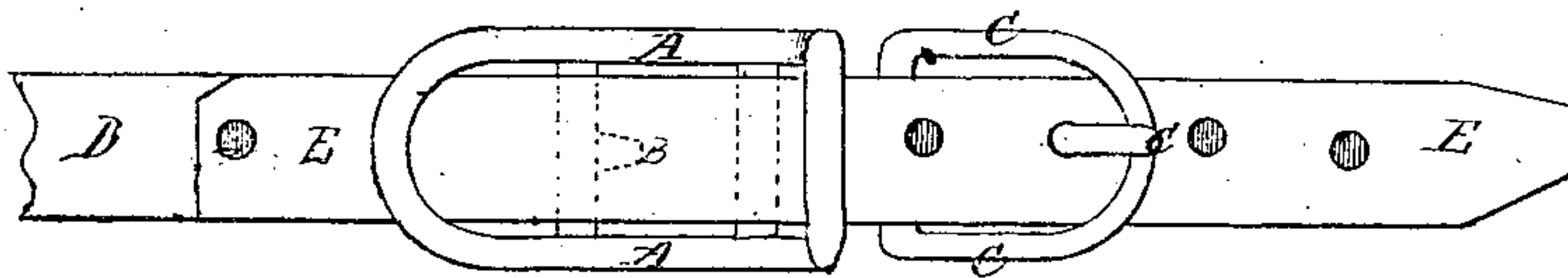
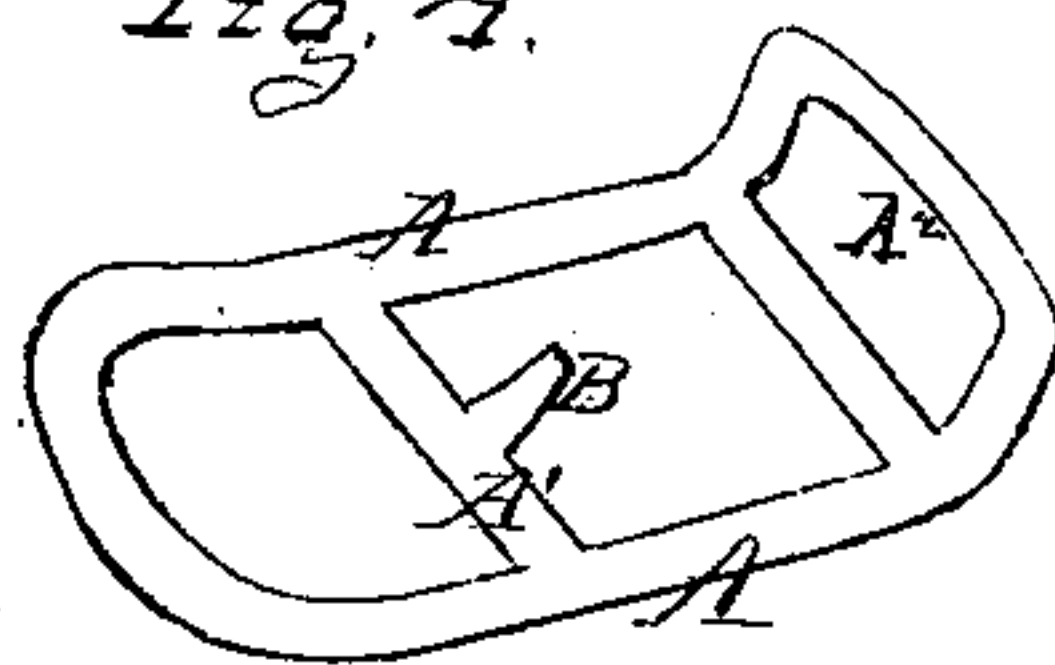


Fig. 4.



Attest
John Sprague,
Ch. Clausen

J. J. Adair
Inventor
D. R. Holloway & Co
Attys

United States Patent Office.

JOHN J. ADAIR, OF PORTLAND, INDIANA, ASSIGNOR TO WILLIAM J. HUEY,
OF SAME PLACE.

Letters Patent No. 102,076, dated April 19, 1870.

IMPROVEMENT IN BUCKLES.

The Schedule referred to in these Letters Patent and making part of the same

To all whom it may concern:

Be it known that I, JOHN J. ADAIR, of Portland, in the county of Jay and State of Indiana, have invented certain Improvements in a Fastener to be used in Connection with a Buckle; and I do hereby declare that the following is a full, clear, and exact description thereof, reference being had to the annexed drawings making part of this specification, in which—

Figure 1 is a plan view of my improved fastener, showing the loop in the end thereof, and the fixed or rigid tongue.

Figure 2 is a side elevation, showing the same in connection with an ordinary buckle, and the method of attaching the strap to the latter by means of the former without sewing.

Figure 3 is a plan view of the same.

Figure 4 is a perspective view of the fastener, showing a modified form of loop for the strap to pass through.

Corresponding letters refer to corresponding parts in the several figures.

The nature of my invention consists in providing a device, termed a fastener, which is to be used in connection with a buckle, for the purpose of fastening the strap thereto without sewing, as will be more fully set forth hereinafter.

To enable those skilled in the art to make and use my invention, I will proceed to describe its construction and operation.

A in the drawings refers to the frame of the fastener, which may be of the form shown in the drawings, so as to admit of the rigid tongue being attached to or formed upon a cross-bar, A¹, thereof, and also of

there being a loop, A², formed in the end for the passage of the strap D, as shown in fig. 2.

B refers to the fixed or rigid tongue, which is formed upon a bar which extends from one side of the frame of the fastener to the other, such tongue being so arranged as to assume an angle of, say, forty-five degrees to the sides of the fastener, its outer end rising above such sides, in order that the strap, when once attached, may not slip off.

Upon the end of the fastener toward which the tongue points, a loop is formed, as shown in the drawings, through which the strap, after its end has been attached to the rigid tongue in the manner shown in fig. 2, is passed, and, passing it through the frame of an ordinary buckle, C, from the under side, is slipped over the tongue of such buckle, and then returned through the loop of the fastener. By this means the strap marked D is firmly attached to the buckle without any sewing.

Having thus described my invention,

What I claim, and desire to secure by Letters Patent, is—

The fastener herein described, for attaching buckles to straps without sewing, consisting of the frame A, loop A², and cross-bar A¹, carrying the fixed and rigid tongue B, substantially as specified.

In testimony whereof I have signed my name to this specification in the presence of two subscribing witnesses.

JOHN J. ADAIR.

Witnesses:

G. K. ADAIR,
WM. U. SHULL.