

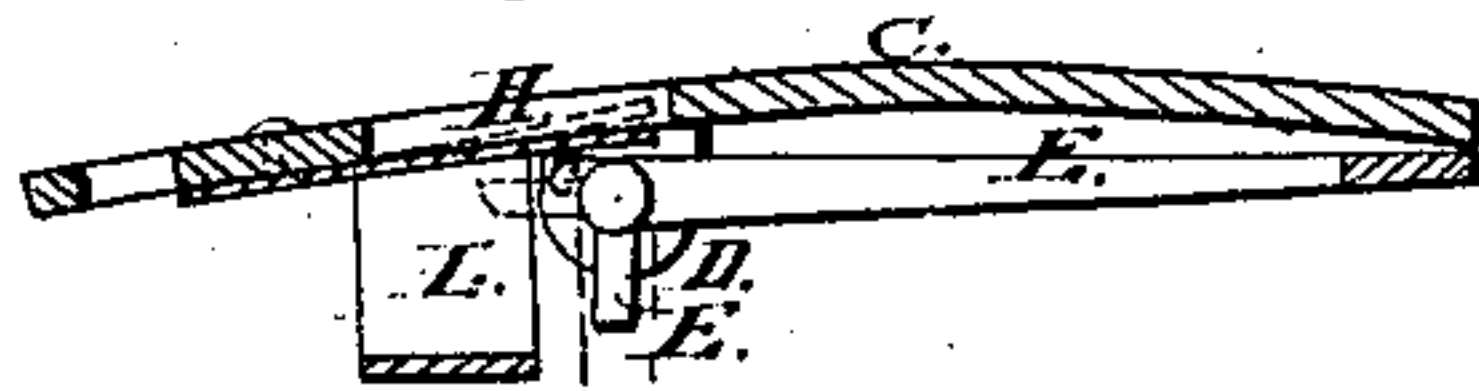
*G. Reyer,*

*Harness Buckle,*

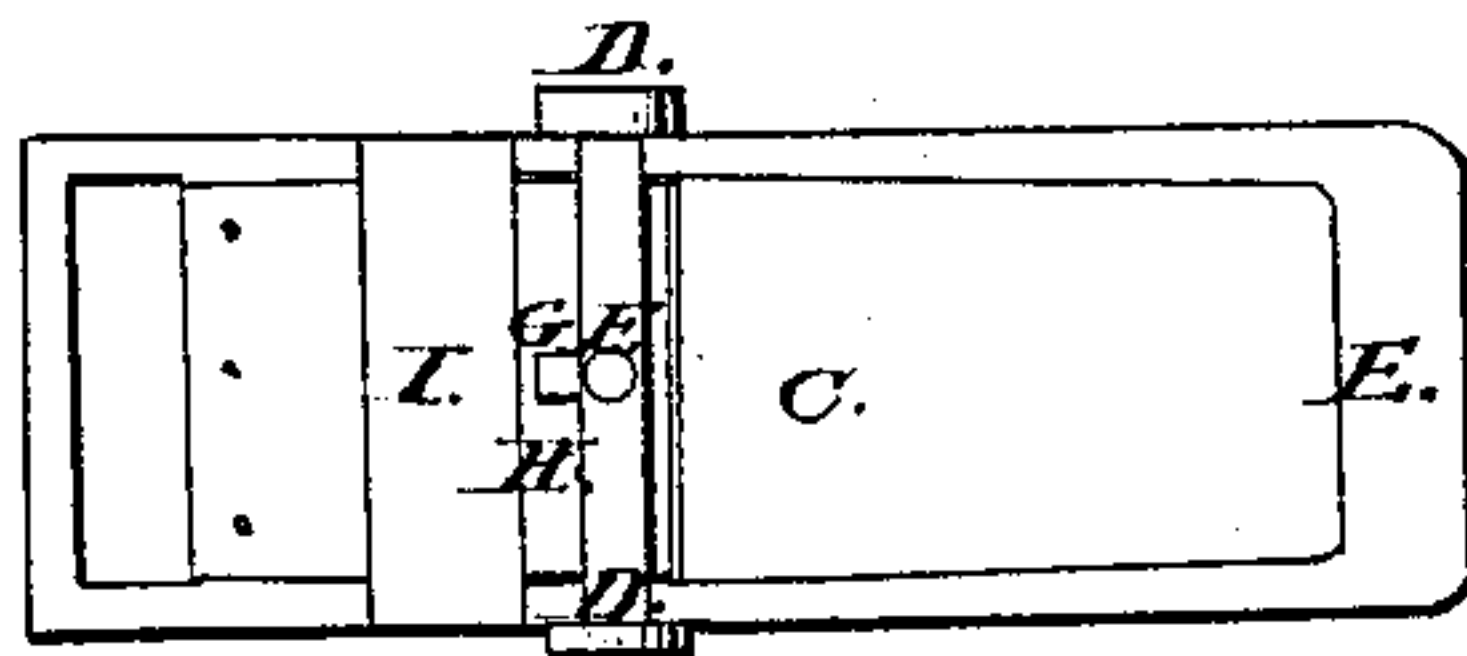
*No 102,040,*

*Patented Apr. 19. 1870.*

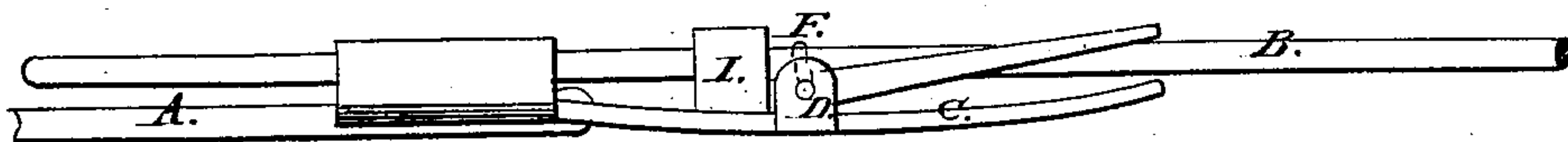
*Fig. 3.*



*Fig. 2.*



*Fig. 1.*



**WITNESSES:**

*O. F. Mayhew.*  
*Wm. H. Weeks.*

**INVENTOR:**

*George Reyer*

# United States Patent Office.

GEORGE REYER, OF INDIANAPOLIS, INDIANA.

*Letters Patent No. 102,040, dated April 19, 1870.*

## IMPROVEMENT IN HARNESS-BUCKLES.

The Schedule referred to in these Letters Patent and making part of the same.

*To all whom it may concern:*

Be it known that I, GEORGE REYER, of Indianapolis, in the county of Marion and State of Indiana, have invented a new and useful Improved Harness-Buckle; and I do hereby declare that the following is a full, clear, and exact description thereof, that will enable skilled artisans to make and use the same, reference being had to the accompanying drawing and to the letters of reference marked thereon making part of this specification.

This invention relates to construction of the buckle, having for its object to facilitate the taking up or letting out the parts connected by it, the construction being such that pieces of great stiffness, such as the traces of harness, may be adjusted as readily and with as much ease as more flexible parts.

A represents the hame-tug, to which the buckle is attached in the usual manner, and

B is the trace.

The construction of the buckle will be readily understood from the drawings.

C is the frame of the buckle, furnished with lugs or ears, D, in which to pivot the open lever E, to the shaft of which is fixed the tongue or stop F and the lug G.

A spring, H, is riveted or otherwise attached to the frame C, the object of which is to press against the lug G to hold the lever E steadily in its position shown in Figure 1, or so as to prevent its vibrating or being raised by the movements of the horse or when the traces become slack, as in the act of backing or going down hill.

The red lines in Figure 3 represent the position of

lever E, tongue F, lug G, and spring H, when the lever is turned so as to introduce the strap or trace B.

The only care that is required to buckle the strap is to bring the hole therein into proper position for the tongue F to enter it as the lever E is turned down.

I is a loop attached to the frame of the buckle to hold the strap B down, to prevent its becoming detached from the tongue by the movements of the animal.

The advantage of constructing the buckle in this manner is that stiff pieces, like the traces of harness, may be adjusted with as great facility as more flexible parts, the tongue being attached to a lever, by which it may be manipulated in a more advantageous manner than the tongues of ordinary buckles, and thus the straps or traces may be buckled or unbuckled with greater ease, and the strap or traces will be retained in a straight line instead of being curved by the buckle as heretofore.

Having thus fully described my invention,

What I claim as new, and desire to secure by Letters Patent, is—

A buckle, constructed with a tongue F, secured on the shaft of the lever E and at right angles or nearly so thereto, said lever being pivoted in the lugs D to the frame C, and arranged to operate by means of the spring H, in the manner and for the purpose set forth.

GEORGE REYER.

Witnesses:

WM. H. WEEKS,  
O. F. MAYHEW.