

T. Cowing

Wood Pavement.

N^o 10,690.

Patented Apr. 5, 1870.

Fig. 2.

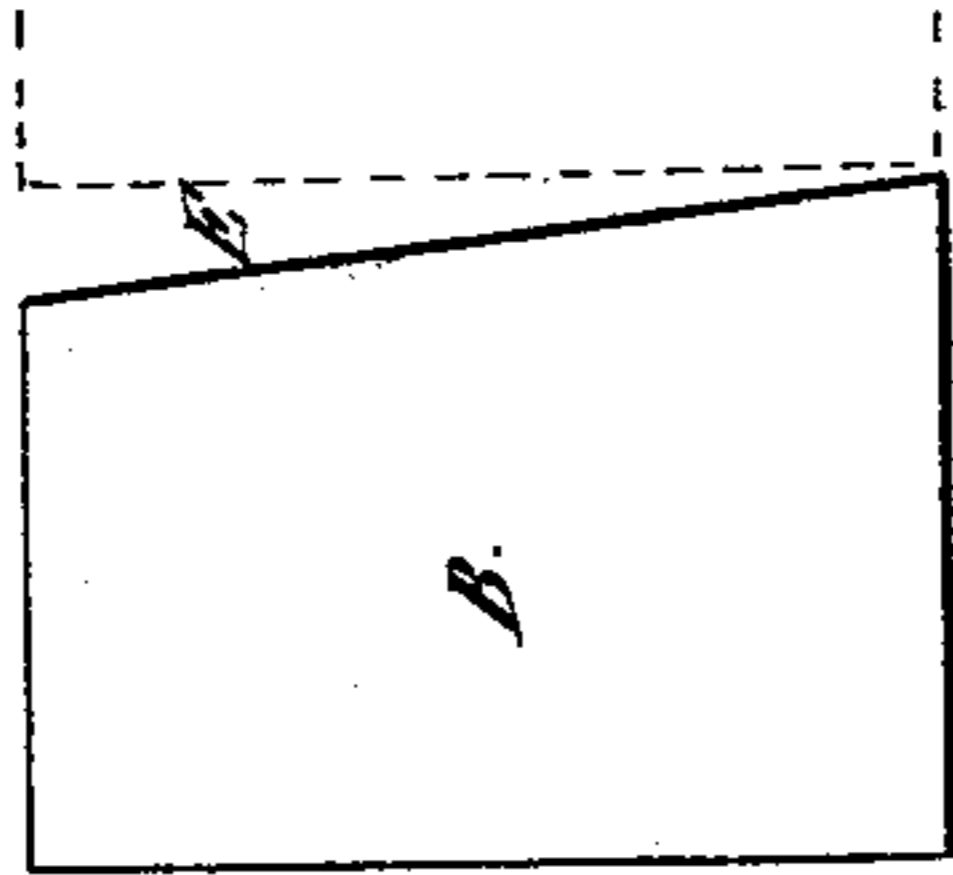


Fig. 4.




Fig. 3.

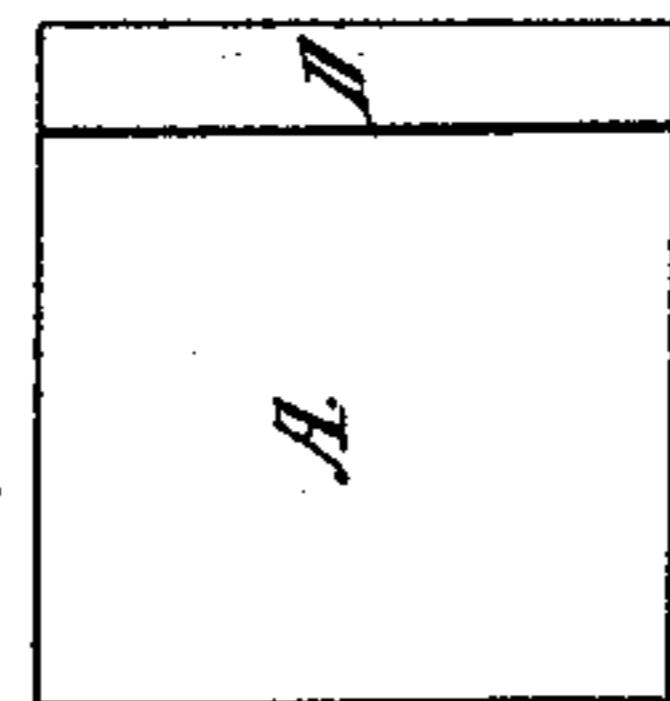


Fig. 1.

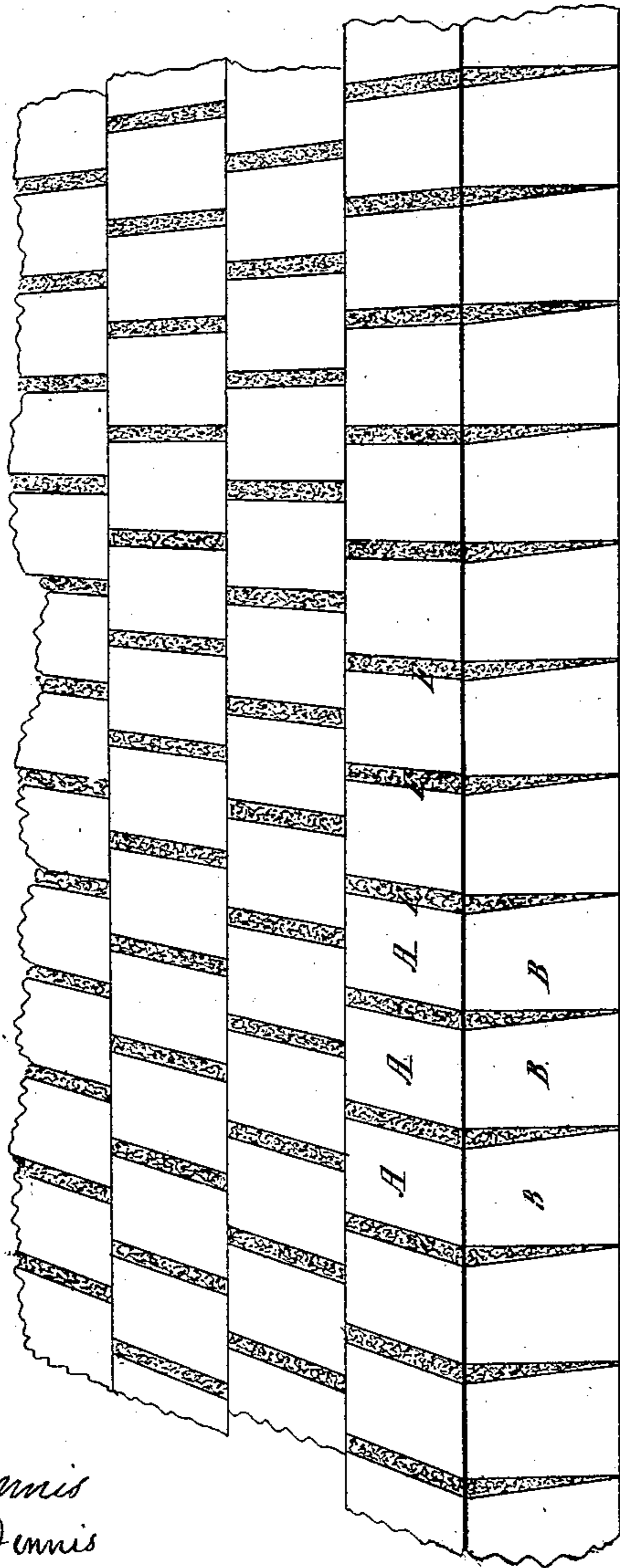


Fig. 5.

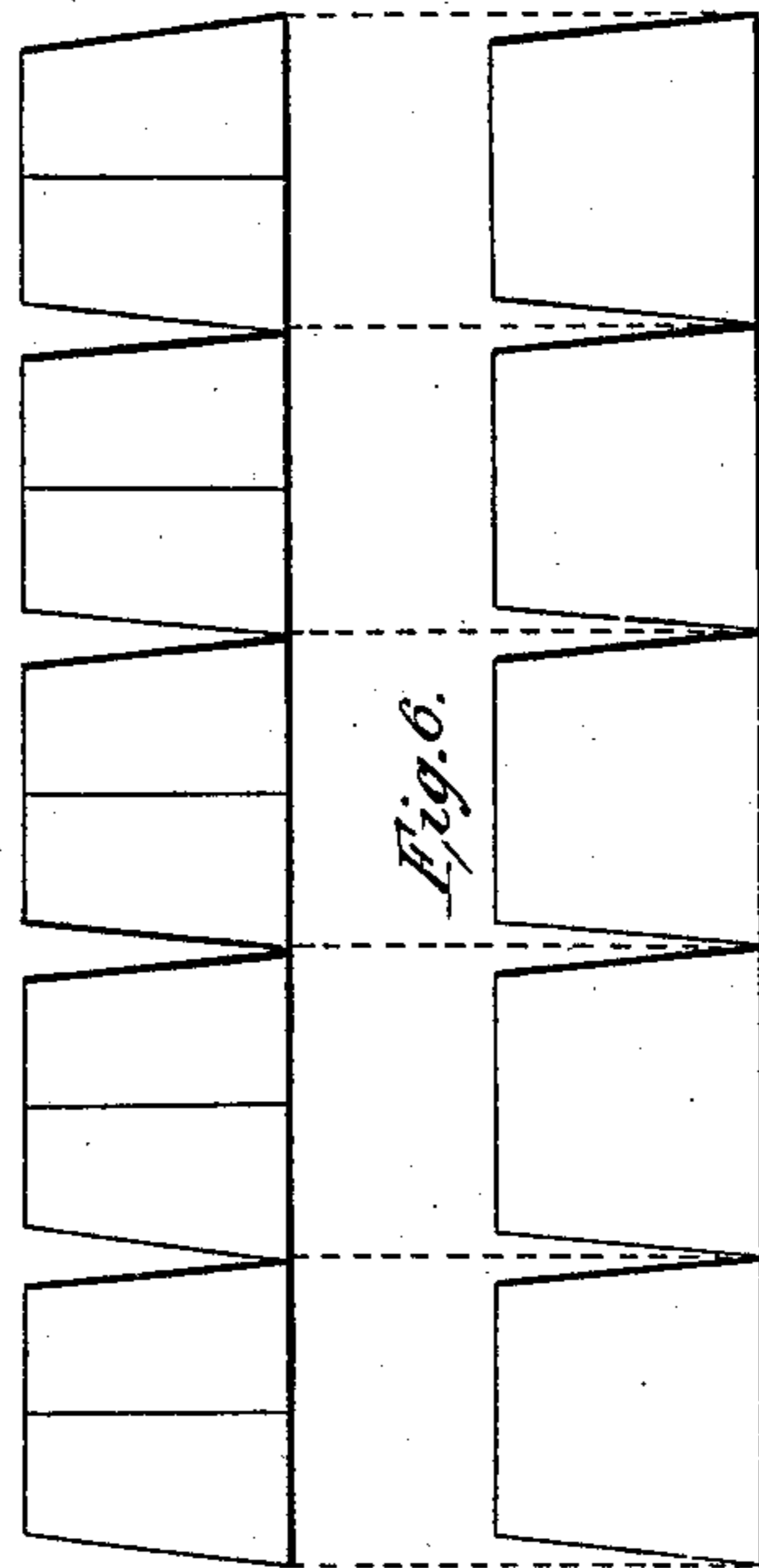


Fig. 6.



Witnesses:

W. M. Dennis
Wm. H. Dennis

Inventor:

Turner Cowing
By his Atty J. Dennis Jr.

UNITED STATES PATENT OFFICE.

TURNER COWING, OF SAN FRANCISCO, CALIFORNIA, ASSIGNOR TO TALL-
MADGE E. BROWN, OF MEMPHIS, TENNESSEE.

IMPROVEMENT IN WOOD PAVEMENT.

Specification forming part of Letters Patent No. **101,590**, dated April 5, 1870.

To all whom it may concern:

Be it known that I, TURNER COWING, of the city and county of San Francisco, in the State of California, have invented a new Mode of Constructing Wood Pavements for Streets; and I do hereby declare that the following is a full and exact description thereof, reference being had to the accompanying drawings and to the letters of reference marked thereon.

The nature of my invention consists in providing and arranging blocks of a peculiar shape, in manner to form wedge-shaped crevices for the reception of earth or gravel, and wherein such earth and gravel will be returned to act as a key to bind and confine the blocks in their place.

Figure 1 represents a section of road paved with the blocks, complete. Fig. 2 represents the straight side of a block, with the inclined side at E. Fig. 3 represents the top of a block, and also the section of the base D. Fig. 4 represents the straight side of a block, which is set next to the inclined side of the adjoining block.

In Fig. 1 letters A represent the top of the block; B, the side; and E the crevice and gravel. The blocks should, of course, be placed so that the gravel spaces may extend lengthwise across the direction of the street or road, so that, besides wedging and holding the blocks securely, they may furnish a better foothold for animals drawing heavy loads.

In the drawing, the front edge of the pavement, as shown, represents the side next the curb, or a section parallel to the curb.

It is obvious that the wedge-shaped crevices may also be formed by setting the above-described blocks so that two vertical sides and two inclined sides come together alternately, as shown in Fig. 5; and it is equally obvious that two blocks having their vertical sides together may be replaced by a single block, having two inclined faces, as shown in Fig. 6, without any material change of plan, and with a considerable saving of labor and expense in the construction.

To construct my pavement, prepare the roadway by grading it to the proper form, and ramming solid; then set the blocks as shown in Fig. 1, confining them permanently between the curbs of walks; then fill and ram the crevices with earth and gravel.

I do not claim a wood pavement composed of wedge-shaped blocks when the blocks are laid alternately on the larger and smaller ends so as to form a continuous surface of wood; but—

What I do claim, and desire to secure by Letters Patent of the United States, is—

A wood pavement composed of blocks, each side having a single plane surface, and one or more of the sides being inclined, and the blocks being so laid on their larger ends as to form wedge-shaped grooves or spaces to receive concrete or other suitable filling, substantially as set forth.

TURNER COWING.

Witnesses:

W. O. ANDREWS,
J. R. BRETT.