

Nettleton & Fuller,

Clothes Frame.

No. 101,153.

Patented Mar. 22. 1870.

Fig. 1.

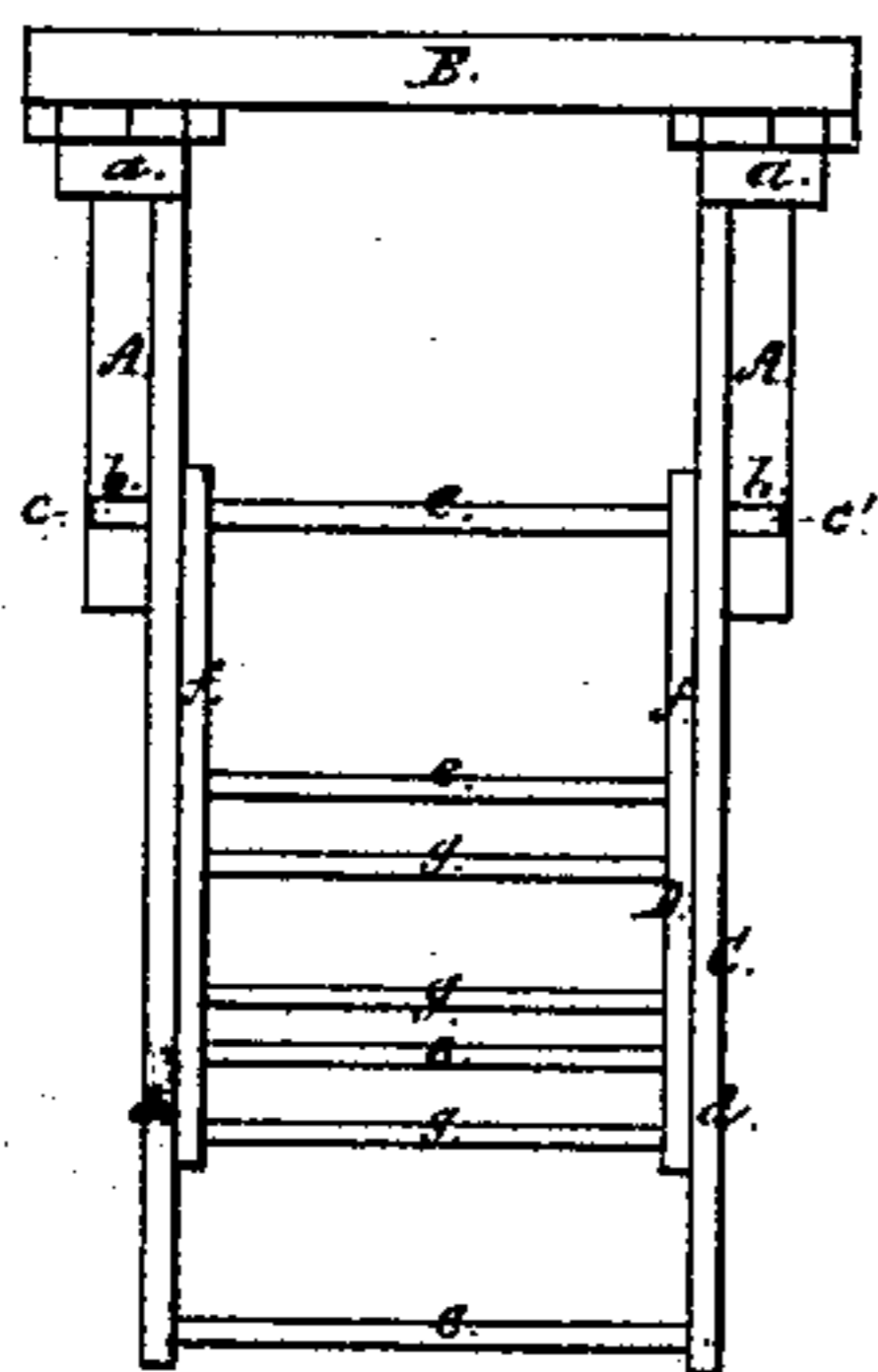


Fig. 4.

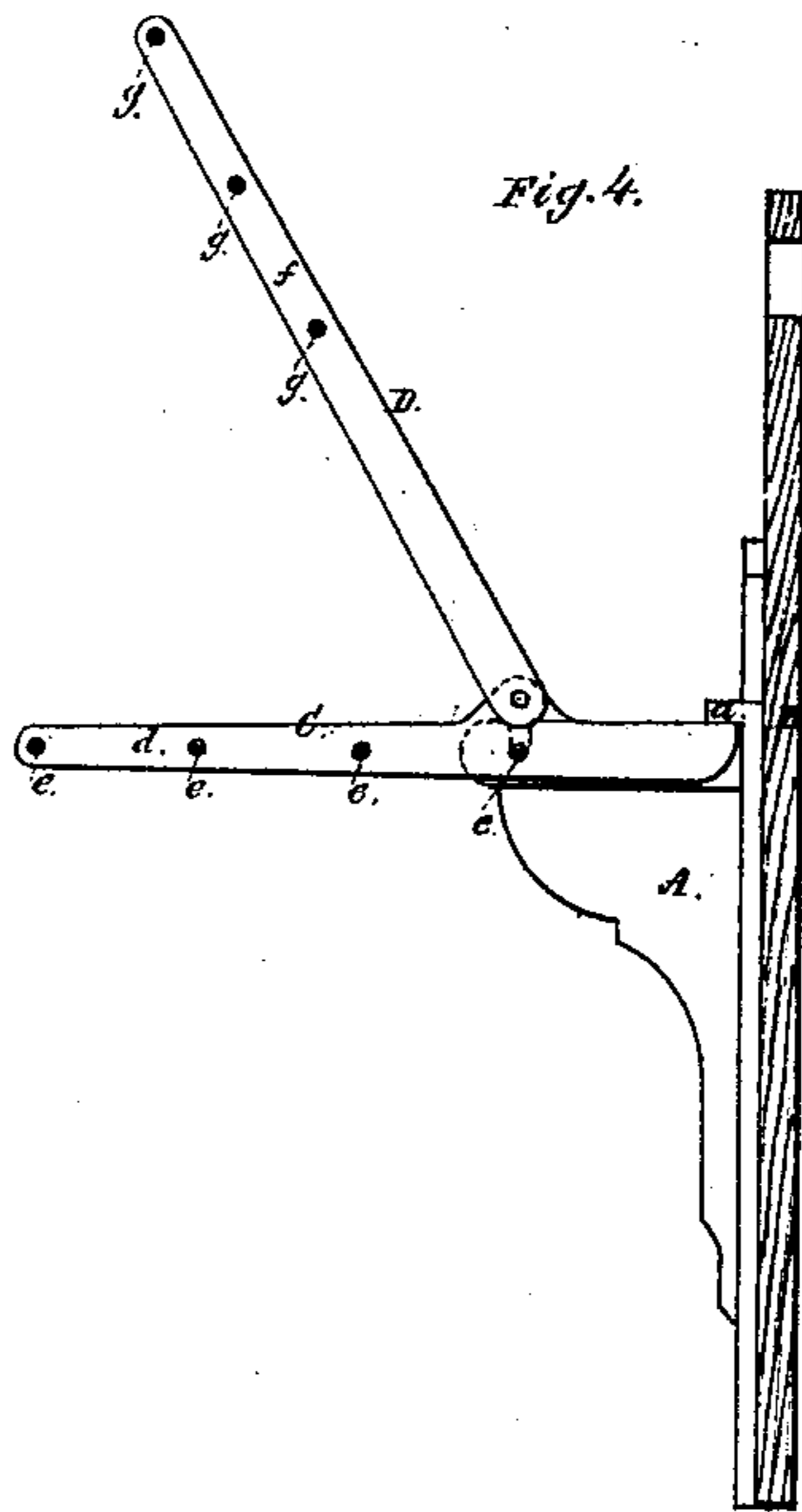


Fig. 2.

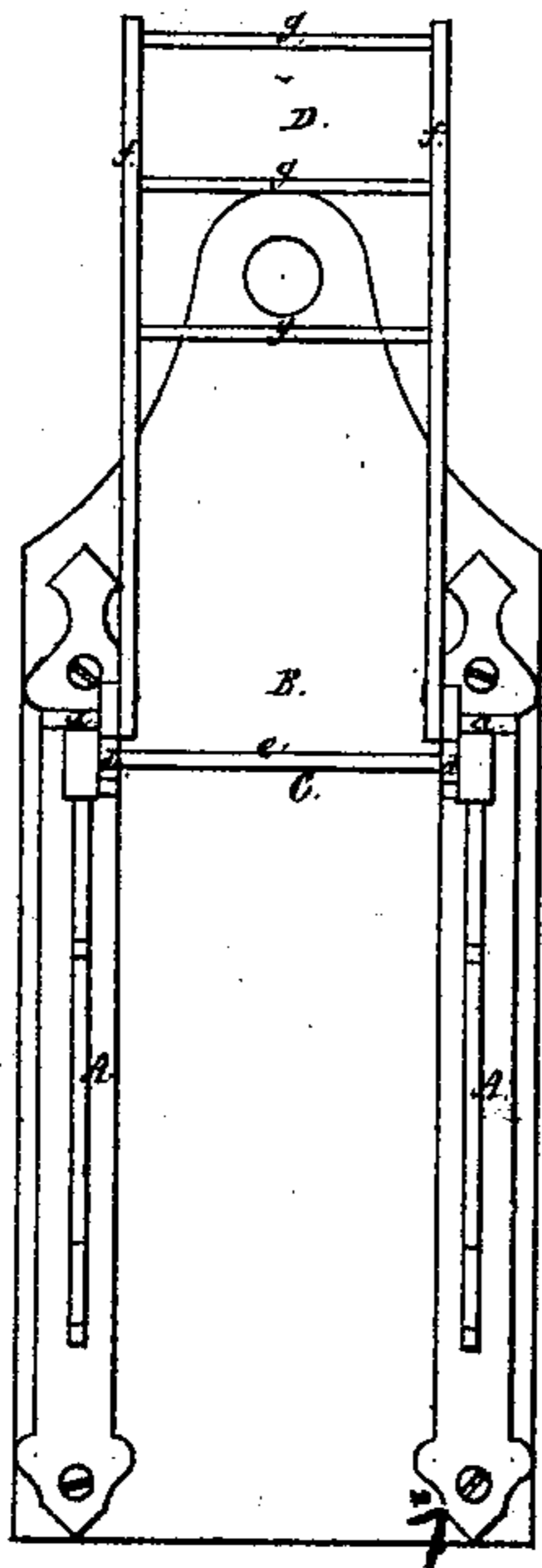
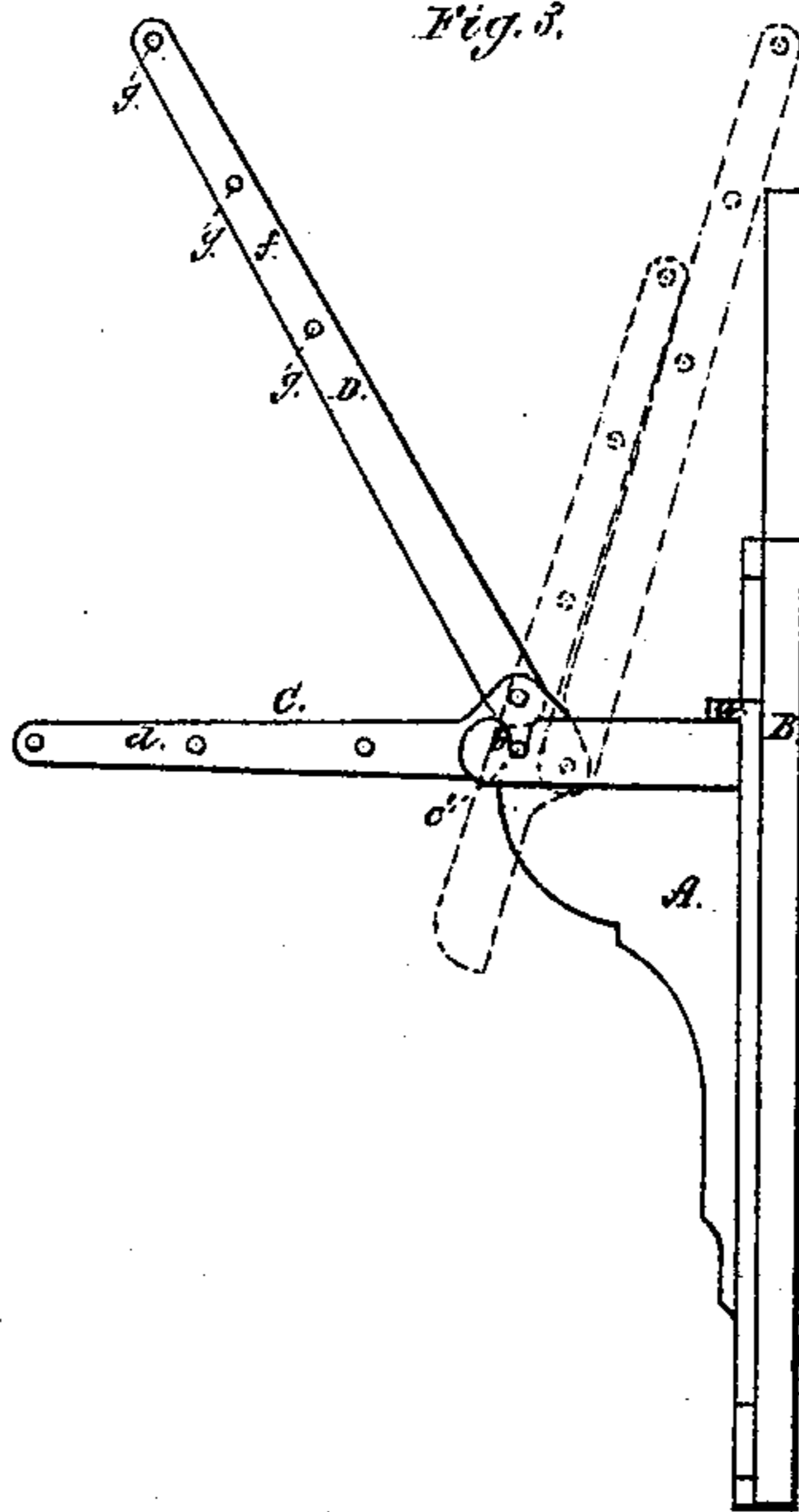


Fig. 3.



Witnesses.

L. A. Piper

J. Brown

E. S. Nettleton & E. J. Fuller

by their attorney.

H. H. H. H.

# United States Patent Office.

FREDERICK S. NETTLETON AND ERWIN J. FULLER, OF LEOMINSTER,  
MASSACHUSETTS.

*Letters Patent No. 101,153, dated March 22, 1870.*

## IMPROVED CLOTHES-DRIER.

The Schedule referred to in these Letters Patent and making part of the same

*To all persons to whom these presents may come:*

Be it known that we, FREDERICK S. NETTLETON and ERWIN J. FULLER, of Leominster, of the county of Worcester and State of Massachusetts, have invented a new and useful or Improved Clothes-Drier; and do hereby declare the same to be fully described as follows and to be represented in the accompanying drawings.

Of such drawings—

Figure 1 denotes a top view;

Figure 2, a front elevation;

Figure 3, a side elevation; and

Figure 4, a vertical section of the said drier.

Its purpose is to enable cloths or articles of clothing, after having been washed and ironed, or while wet or damp, to be suspended in the atmosphere, in order to be dried thereby or by evaporation of the water or moisture contained in such articles.

In the drawings—

A A are two brackets, which may be fastened to a back or board, B, or may be secured to a wall or fence, or any convenient and suitable portion of a building, each of such brackets being formed with a shoulder or stop, *a*, arranged at its upper part in manner as represented.

Furthermore, each of the brackets is constructed with a bearing-notch, *b*, to receive one of two fulcra or journals *c c*, extended in opposite directions and in line with each other from a frame, C, composed of two levers, *d d*, and a series of connecting-rungs or bars *e e e*, arranged in manner as represented.

When the fulcra *c c* of the two levers are within the notches of the brackets and the levers are horizontal, the shorter arms of such levers should abut and bear upward against the stops *a a*, which serve the purpose, with the journals or fulcra and their bearings, to hold the frame C in its horizontal position.

There is pivoted to the frame C, immediately over its journals, another frame, D, composed of two arms, *f f*, and a series of connecting-rungs or rods *g g g*, the whole being arranged relatively to each other in manner as shown in the drawings.

The auxiliary frame D may be raised to either a vertical or an inclined position with respect to the frame C, and both may be furnished with hooks and staples, or other proper devices to enable the frame D to be held or supported in either of such positions, so as to be employed as occasion may require.

When not in use, both frames may be turned up and back, in manner as represented by dotted lines in fig. 3.

When clothes or articles are to be dried they are to be hung upon the rungs of either or each of the frames C D.

Should there not be room over the brackets to turn the frames upward and back, as above mentioned, they may be removed from the brackets and replaced therein, so as to hang downward therefrom, and they may be so arranged that while the frame C may be horizontal, the other may depend from it, the frame C, under such circumstances, being held in position by the stops, journals, and bearings, as hereinbefore explained.

We claim the improved clothes-drier, as composed of the two frames C D and the two brackets A A, made, arranged, and combined substantially as specified and represented.

FREDERICK S. NETTLETON.  
ERWIN J. FULLER.

Witnesses:

R. H. EDDY,  
J. R. SNOW.