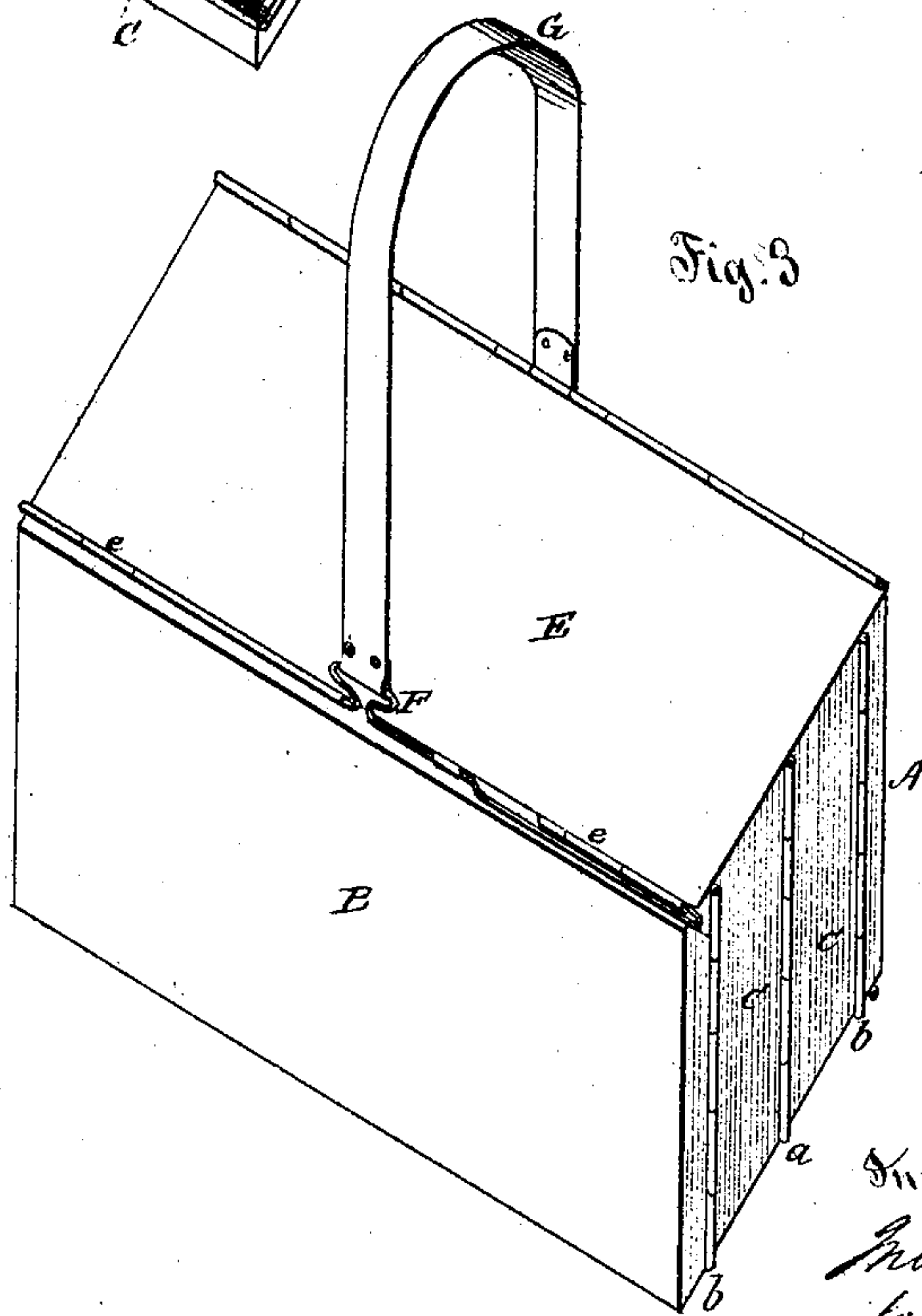
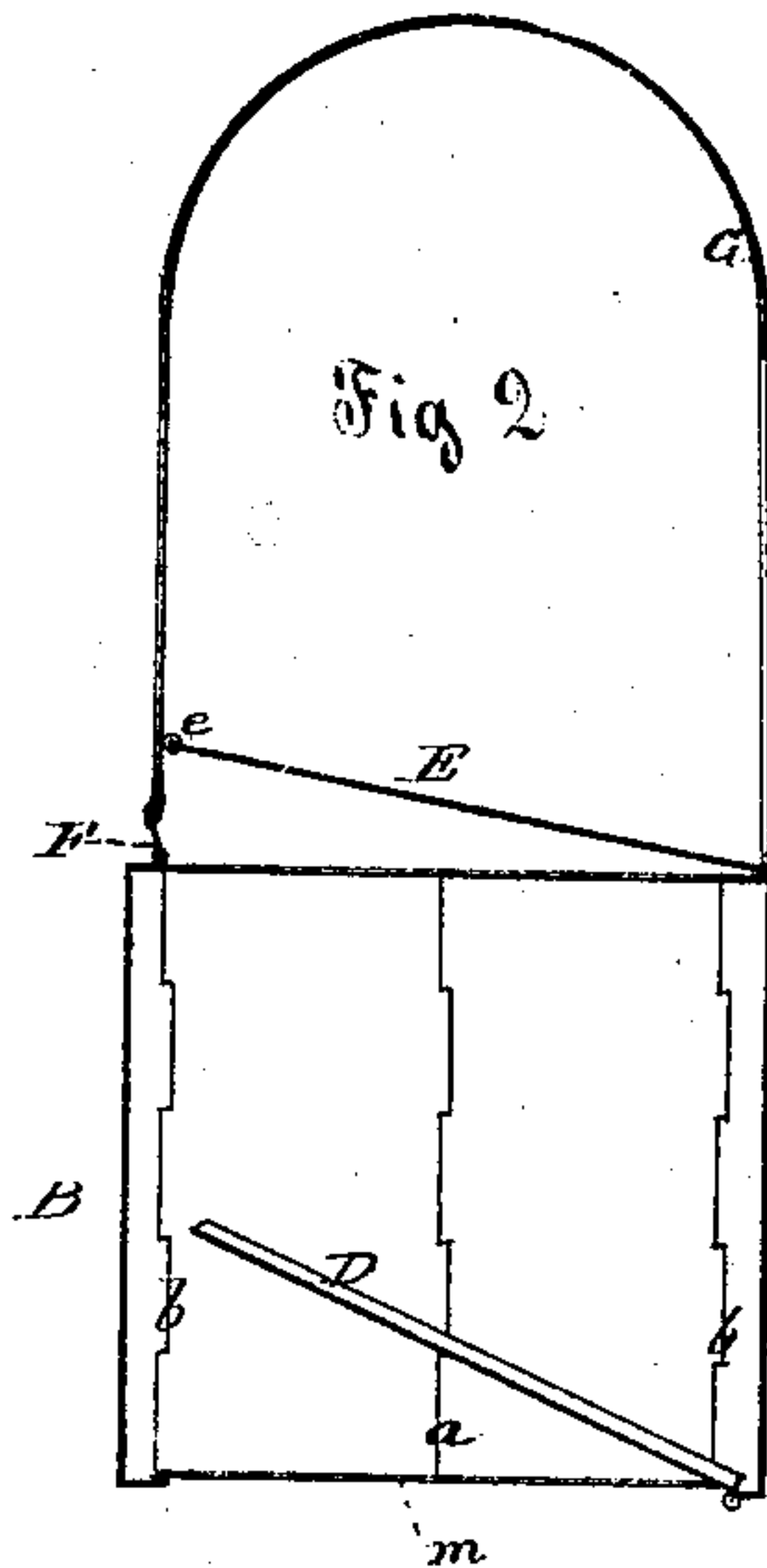
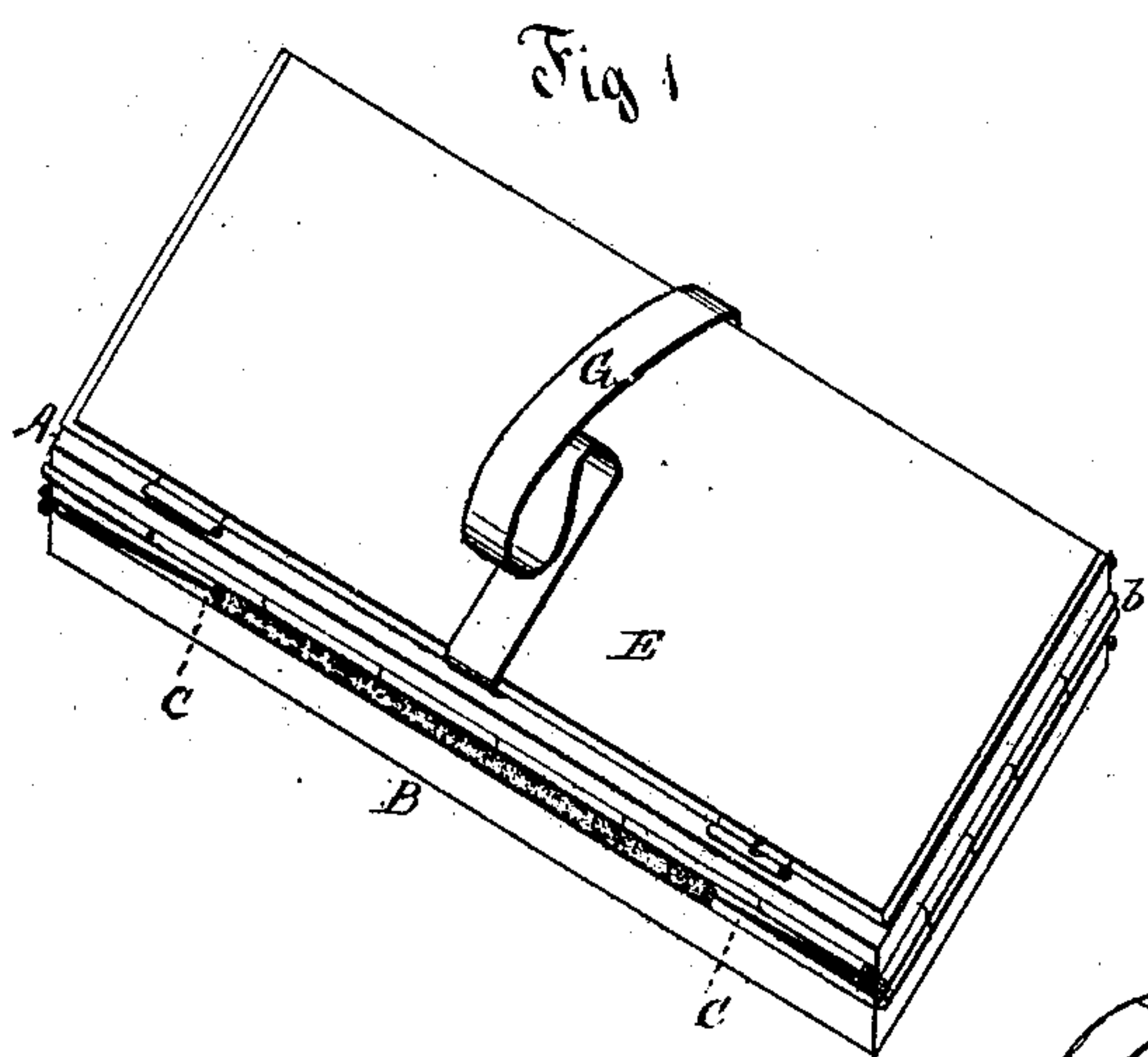


J. Erpelding,

Lunch Box.

No. 101,113.

Patented Mar. 22, 1870.



Witness:
Phil. T. Dodge,
L. E. Meschell

Inventor:
Jno Erpelding
by Dodge & Munroe
Attys

United States Patent Office.

JOHN ERPELDING, OF CHICAGO, ILLINOIS.

Letters Patent No. 101,113, dated March 22, 1870.

IMPROVED LUNCH-BOX.

The Schedule referred to in these Letters Patent and making part of the same.

To all whom it may concern:

Be it known that I, JOHN ERPELDING, of Chicago, in the county of Cook and State of Illinois, have invented certain new and useful Improvements in Folding Lunch-Boxes; and I do hereby declare that the following is a full, clear, and exact description thereof, reference being had to the accompanying drawings making part of this specification, and to the letters of reference marked thereon, like letters indicating like parts wherever they occur.

To enable others skilled in the art to construct and use my invention, I will proceed to describe it.

My invention relates to a folding lunch-box, and consists in a novel manner of forming and hinging the plates that constitute the various sides together, so that they may be brought into position to form a strong and capacious box, or folded into a compact shape, so as to readily enter the pocket of the bearer, and also in applying to the box thus constructed a strap or handle.

Figure 1 is a perspective view of my box folded or compressed.

Figure 2 is a cross-section through the middle of the box when extended.

Figure 3 is a perspective view of the box extended and ready for use.

In constructing my box, I provide two oblong rectangular pieces of sheet-metal, A and B, of the form and size of the required box. The former of these plates, A, I make with a narrow lip or flange across both ends and along one side, and the remaining plate, B, with similar lips or flanges on all four edges or sides.

The ends of the plates or sides A and B I connect by pairs of plates, C, hinged to each other at *a* and to the side plates at *b b*, as shown in figs. 2 and 3.

The end plates C I form with narrow lips, *m*, projecting inwardly from their lower edges, as shown in fig. 2, and also construct their hinge-joints *a b* so as to allow the plates to fold inward, but not outward.

By straightening the end pieces C out in line, the sides A B are held apart, as shown in figs. 2 and 3;

but upon bending or folding the ends inward, the sides may be pressed together, as shown in fig. 1.

To the lower edge of side-plate B I hinge a bottom plate, D, which, when the body is expanded, may be turned down upon the lips *m* of the end pieces, thus forming the bottom of the box, and holding the same rigidly in shape, and preventing it from being collapsed.

To the upper edge of the side A I hinge the lid or top E, provided at its front edge with eyes *e*, as shown in figs. 2 and 3. On the upper edge of the side B I mount a sliding locking-bolt, F, for fastening the lid shut by means of eyes *e*, as shown in fig. 3.

At the middle of the locking-bolt I form an ear or loop, and to it attach one end of a strap or handle, G, the opposite end of which is secured to side A, as shown in figs. 2 and 3, this strap forming a convenient means whereby to carry the box when filled.

When the box is empty, but extended as in figs. 2 and 3, and it is desired to close or compress it, the lid E is first turned over back against the outside of side A, the bottom D turned up against the inside of side A, the ends C folded inward, and the sides A and B pressed together. The box will then present the appearance as shown in fig. 1, and may be readily entered in the pocket.

To again extend the box, the operation is reversed. The ends are first straightened out to push the sides apart, the bottom turned down, and the lid brought over on top, as shown in fig. 3.

Having thus described my invention,

What I claim is—

A lunch-box consisting of the sides A and B, the former having the bottom D and top E hinged to it, and both connected by the hinged folding ends C, bolt F, arranged to slide on the edge of side B and lock into eyes on the edge of top E and handle G, all constructed and arranged as herein described.

JOHN ERPELDING.

Witnesses:

WM. E. HULTMANN,
WM. H. LOTZ.