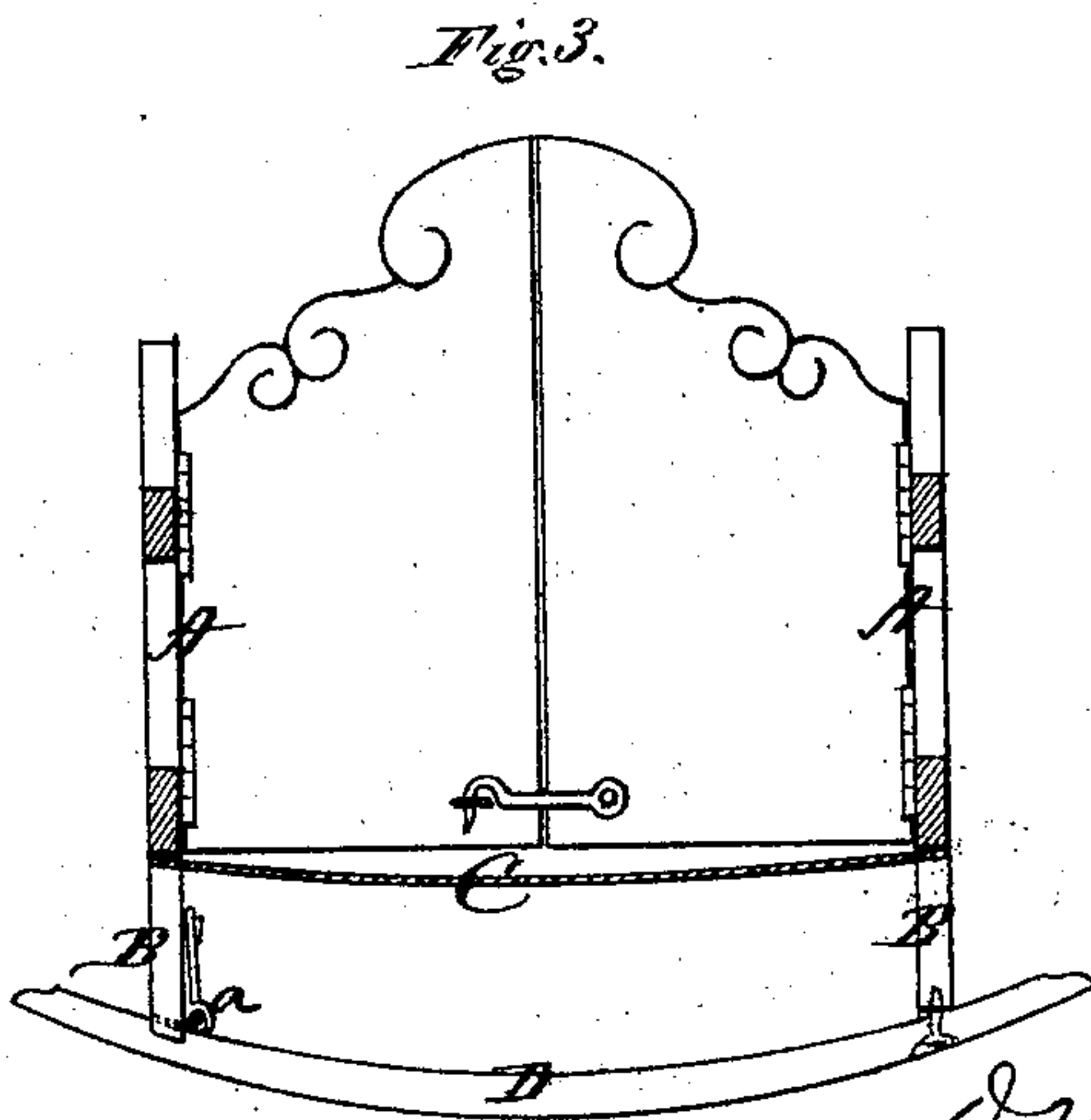

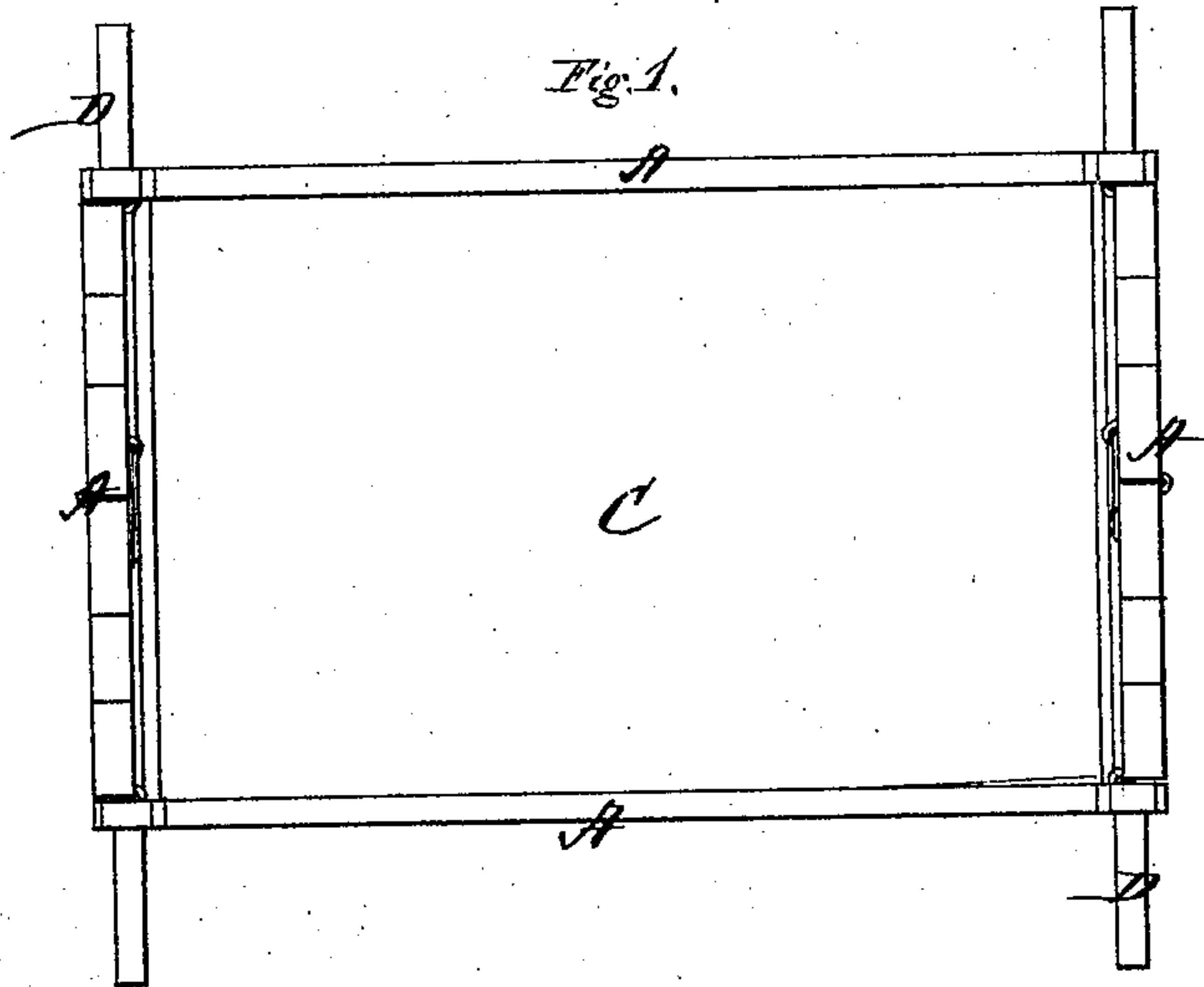


*I. M. Reynolds,*

*Cradle.*

*No. 100,925.*

*Patented Mar. 15, 1870.*



*Witnesses.*

*Harry King.*  
*C. L. Kent.*

*Inventor.*

*I. M. Reynolds*  
*per*  
*Alexander Mason*  
*Att'y*

# United States Patent Office.

DANIEL M. REYNOLDS, OF CHICAGO, ILLINOIS.

Letters Patent No. 100,925, dated March 15, 1870.

## IMPROVED FOLDING CRIB AND CRADLE.

The Schedule referred to in these Letters Patent and making part of the same.

*To all whom it may concern:*

Be it known that I, DANIEL M. REYNOLDS, of Chicago, in the county of Cook, and in the State of Illinois, have invented certain new and useful Improvements in Combined Folding Crib and Cradle; and do hereby declare that the following is a full, clear, and exact description thereof, reference being had to the accompanying drawings and to the letters of reference marked thereon making a part of this specification.

The nature of my invention consists in so constructing a crib or cradle that the rockers can be turned under the same, for folding the crib or cradle.

In order to enable others skilled in the art to which my invention appertains to make and use the same, I will now proceed to describe its construction and operation, referring to the annexed drawings, in which—

Figure 1 is a plan view of the crib or cradle when open;

Figure 2 is a plan view of the same when folded; and

Figure 3 is a transverse vertical section of fig. 1.

A represents a crib or cradle made in any desired manner, the end pieces being bisected and hinged in the center, so as to fold inwardly.

B B are the legs upon which the crib rests, and

C is the bottom, made of bagging or other suitable material that admits of folding.

At each end of the crib is attached a rocker, D,

which is pivoted to one leg at the lower end, and secured to the leg on the other side by means of a hook and staple, *a*, as shown in fig. 3.

When it is desired to fold the cradle, the hook *a* is removed out of the staple and the rocker D swung around under the bottom on its pivot, and the rocker can be readily secured again for use.

When it is desired to use it as a crib without rockers, the screws which pivot the rockers D D may be readily removed.

Having thus fully described my invention,

What I claim as new, and desire to secure by Letters Patent, is—

1. In combination with a folding crib or cradle, the rockers D D, so connected to the feet of the crib that they can be folded under and parallel with the sides of the crib, substantially as set forth.

2. The combination of the crib A, with its end pieces centrally hinged, and hinged to the side pieces, legs B B with rockers D D pivoted to one of the legs, and secured in a groove in the other by the hook and staple *a*, all as and for the purposes set forth.

In testimony that I claim the foregoing, I have hereto set my hand this 23d day of February, 1870.

D. M. REYNOLDS.

Witnesses:

ARTHUR N. MARR,  
C. L. EVERTS.