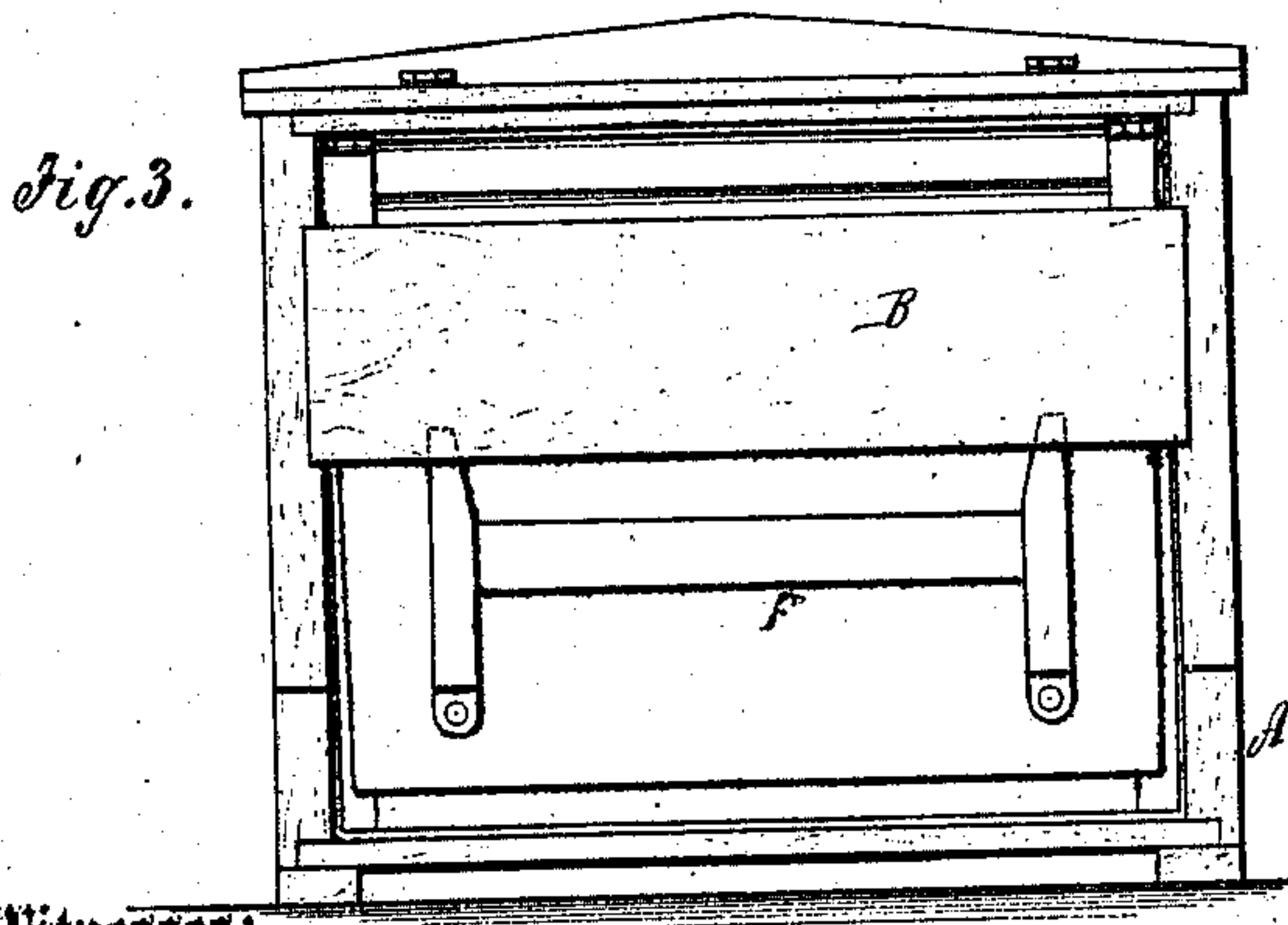
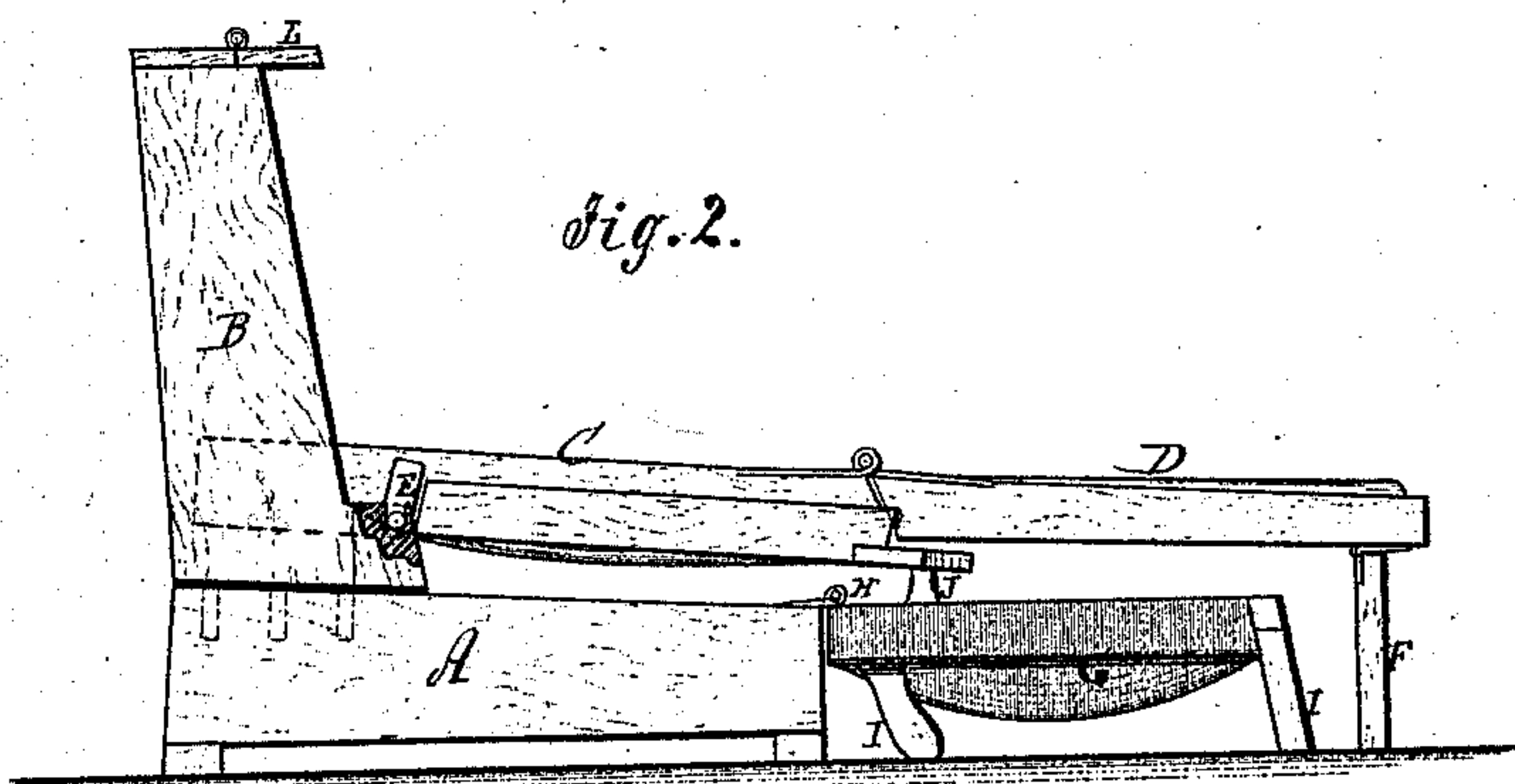
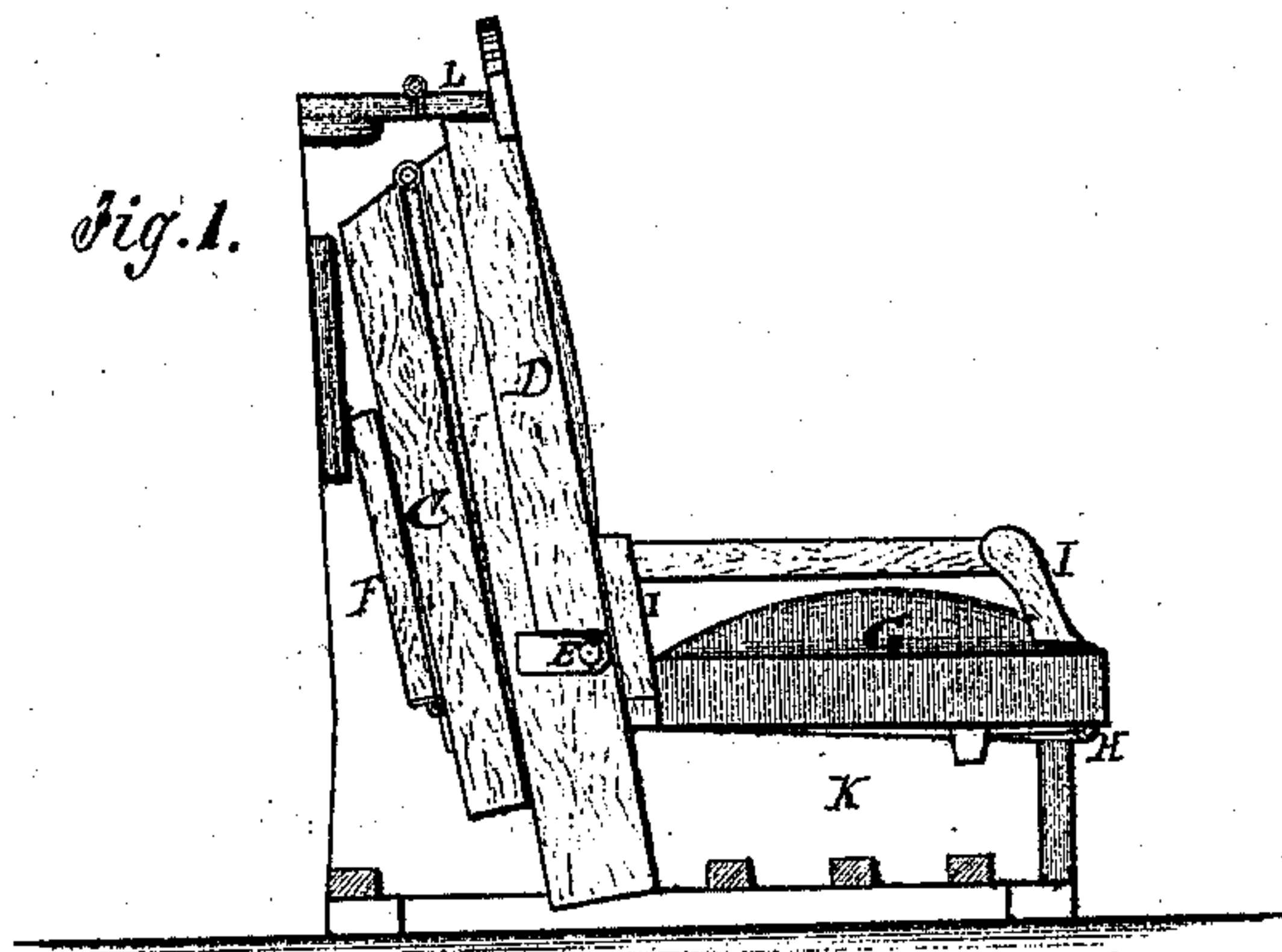


*J. Needham,*  
*Sofa-Bed.*  
*No. 100789. Patented Mar. 15. 1870.*



Witnesses:

*A. Remmersdorf*  
*Dr. F. Brooks*  
*H*

Inventor:

*J. Needham*  
 PER *Wm. M. O.*  
 Attorneys.

# United States Patent Office.

JOHN NEEDHAM, OF MORRISANIA, NEW YORK.

*Letters Patent No. 100,789, dated March 15, 1870.*

## IMPROVED SOFA BED.

The Schedule referred to in these Letters Patent and making part of the same.

*To all whom it may concern:*

Be it known that I, JOHN NEEDHAM, of Morrisania, in the county of Westchester, and State of New York, have invented a new and useful Improvement in Sofa Bed; and I do hereby declare that the following is a full, clear, and exact description thereof, which will enable others skilled in the art to make and use the same, reference being had to the accompanying drawings forming part of this specification.

This invention relates to a new and useful improvement in a combined sofa and bed, convertible from one to the other with the greatest facility; and

It consists in the construction, arrangement, and combination of parts hereinafter described.

In the accompanying drawing—

Figure 1 represents an end view, (partly in section,) shown as a sofa.

Figure 2 is a side view, with the parts extended, as when converted into a bed.

Figure 3 is a back-side view.

Similar letters of reference indicate corresponding parts.

A is the frame, and B, the back of the sofa.

These two parts are doweled together, as seen in the drawing, so that they may readily be taken apart.

C D represent the bed bottom, formed of two parts hinged together, and with the part C pivoted to the back at E.

The part D of the bottom folds over onto C, and then the two are folded (on the pivots E) so as to form the back of the sofa, as seen in fig. 1.

When the bottom is extended, as in fig. 2, the outer end of D is supported by the hinged bracket F, which drops down and rests on the floor, as seen in the drawing.

G is the seat of the sofa, which is hinged to the frame A, as seen at H. When the bed is formed as seen in fig. 2, the seat is turned over so that the arms I rest upon the floor. In this position it is made to support the joint of the bed bottom, as seen at J.

K is a receptacle for the bed clothing, beneath the seat, when the bed is not in use.

L is a strip of wood extending across the top of the back B, and hinged thereto, which may be turned up, to improve the ventilation when the bed is in use.

It will be seen that the width of the bed corresponds with the length of the sofa seat, and is placed when extended at right angles therewith.

By constructing the sofa frame so that it may readily be taken apart as before stated, it will be seen that it may be carried through any door or into a chamber without difficulty.

The bed bottom may be upholstered in any manner to suit the taste, so that a mattress will not be required.

In residences where the room is restricted, all the disadvantages of an ordinary cumbersome bedstead in the room are avoided, while the convenience of the indispensable sofa is secured.

Having thus described my invention,

I claim as new, and desire to secure by Letters Patent—

The combination and arrangement of the seat G and bed bottom C D with the frame and back A B, substantially as described.

JOHN NEEDHAM.

Witnesses:

GEORGE W. MABEE,  
ALEX. F. ROBERTS.