

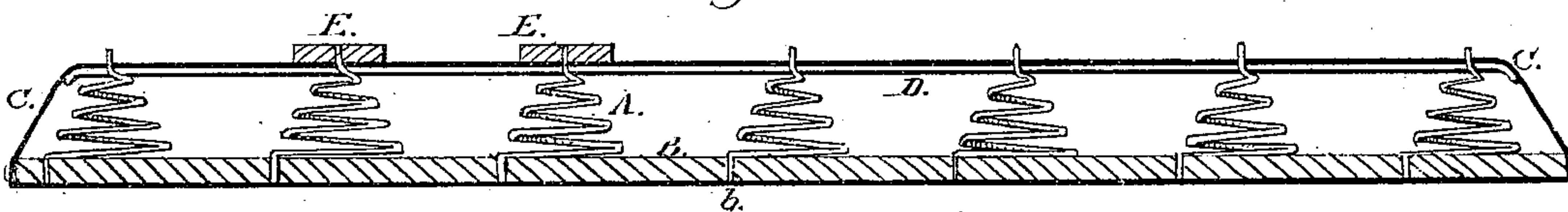
*J. B. Campbell.*

*Bed Bottom.*

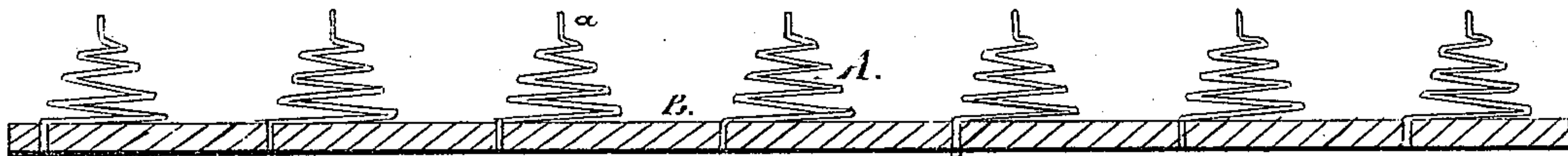
*N<sup>o</sup> 100,256.*

*Patented Mar. 1, 1870.*

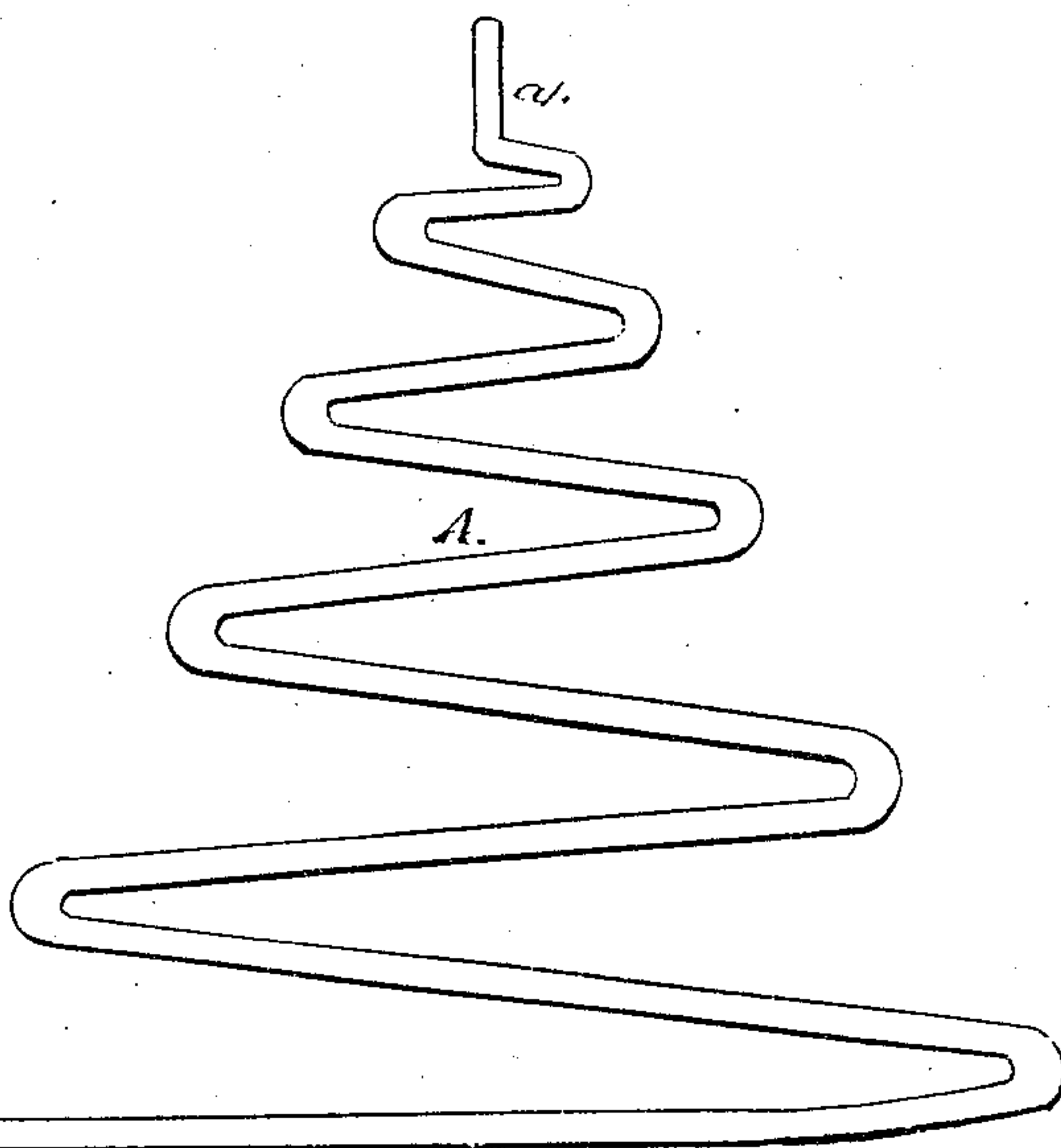
*Fig. 1.*



*Fig. 2.*



*Fig. 3.*



WITNESSES:

*A. Harvey*  
*Andrew Cutler*

INVENTOR:

*J. B. Campbell.*

# United States Patent Office.

J. B. CAMPBELL, OF CINCINNATI, OHIO.

*Letters Patent No. 100,256, dated March 1, 1870.*

## IMPROVED SPRING-BED BOTTOM.

The Schedule referred to in these Letters Patent and making part of the same.

*To all whom it may concern:*

Be it known that I, J. B. CAMPBELL, of Cincinnati, in the county of Hamilton, and State of Ohio, have invented a new and useful Improvement in Bed-Bottoms; and I do hereby declare that the following is a full and exact description thereof, reference being had to the accompanying drawings making a part of this specification.

First, I use a steel-wire spring, A, made in the shape of a spiral cone, running to a small circumference at the top, and the end *a* of the wire at the top of the spring is turned up vertically about one-quarter of an inch or more, and the end of the wire at the bottom or large end of the spring is turned down vertically about one-half of an inch, or more, making a spring shaped as shown at Figure 3 in the drawings.

Second, these springs are connected to cross-bars B of a length to suit the width of the bedstead, by inserting the half-inch extension of the wire at the bottom of each spring into a suitable hole in the cross-bar. As many springs may be put on the cross-bar as there are intended to be used of slats, and then these springs are to be fastened on by extending a band, C, of webbing, or equivalent flexible material, and another band, D, of metal or other suitable stiff material, secured at the ends to the ends of the cross-bar, and extending over the tops of all the springs thereon.

The quarter inch extensions of the wires at the top of the springs are to be inserted into suitable holes in the bands, thus holding the springs to the cross-bar and making a spring cross-bar complete, as shown at Figure 2 of the drawings. As many of these spring cross-bars may be used as desired in each bed-bottom.

Third, suitable slats E are used, running lengthwise of the bed, suitable holes being made in them where they cross the spring cross-bars, and into these holes are inserted the quarter-inch extensions of the wires at the tops of the springs. Thus the slats are held in their places with or without other fastening.

The whole bed-bottom is light, durable, and portable, can be easily taken apart, and is complete in itself.

What I claim as my invention, and desire to secure by Letters Patent, is—

The construction and arrangement of the flexible bands C C and stiff bands D D, in combination with the springs A A, having vertical projections *a a* and *b b*, and with the cross-bars B B and slats E E, as and for the purpose herein specified.

J. B. CAMPBELL.

Witnesses:

CHAS. F. BEALL,  
GEO. K. ROBERTS.