

D. G. Howell.
Advertising.
Nº 99,675. Patented Feb. 8, 1870.

Fig. 1.




Fig. 2.

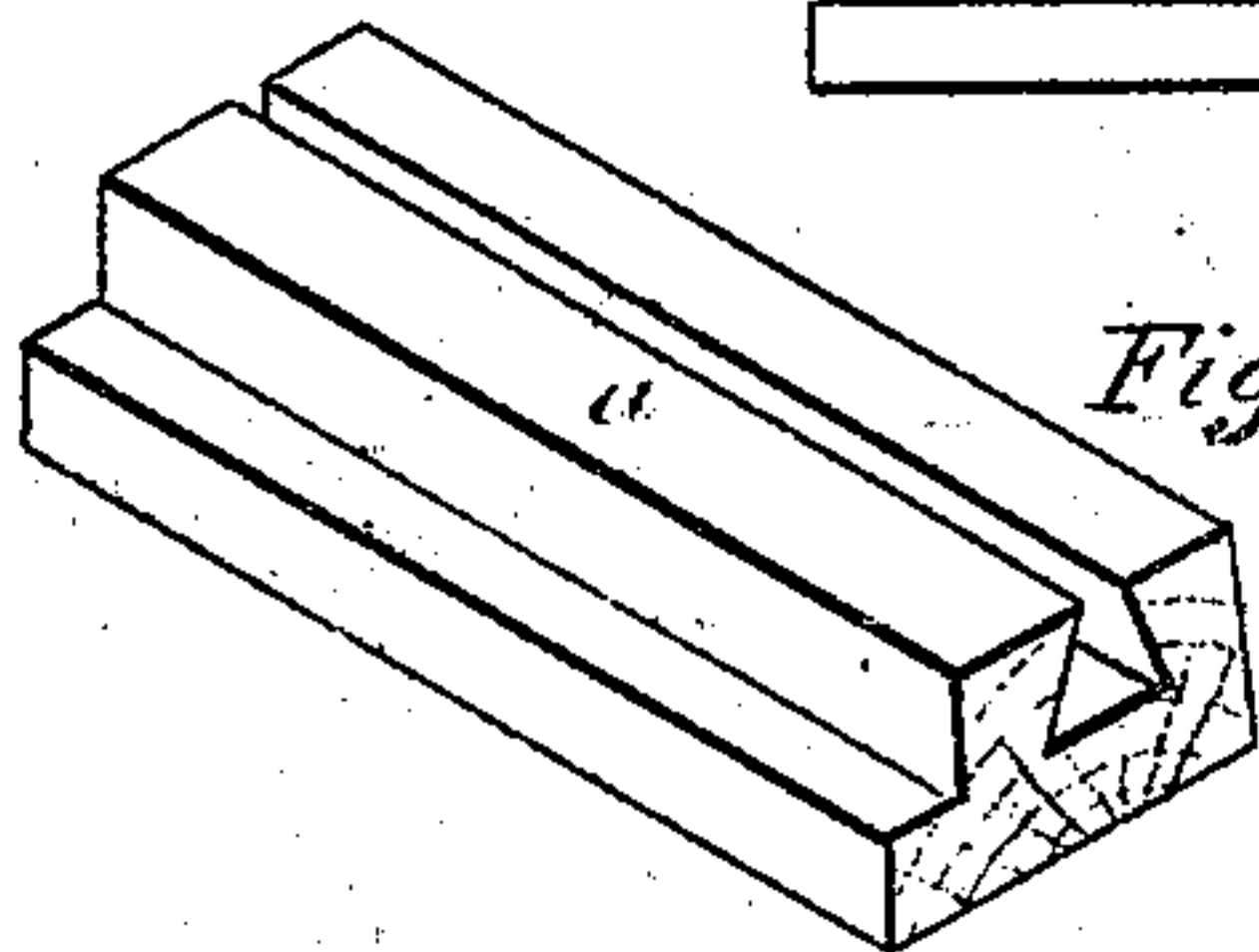


Fig. 3.

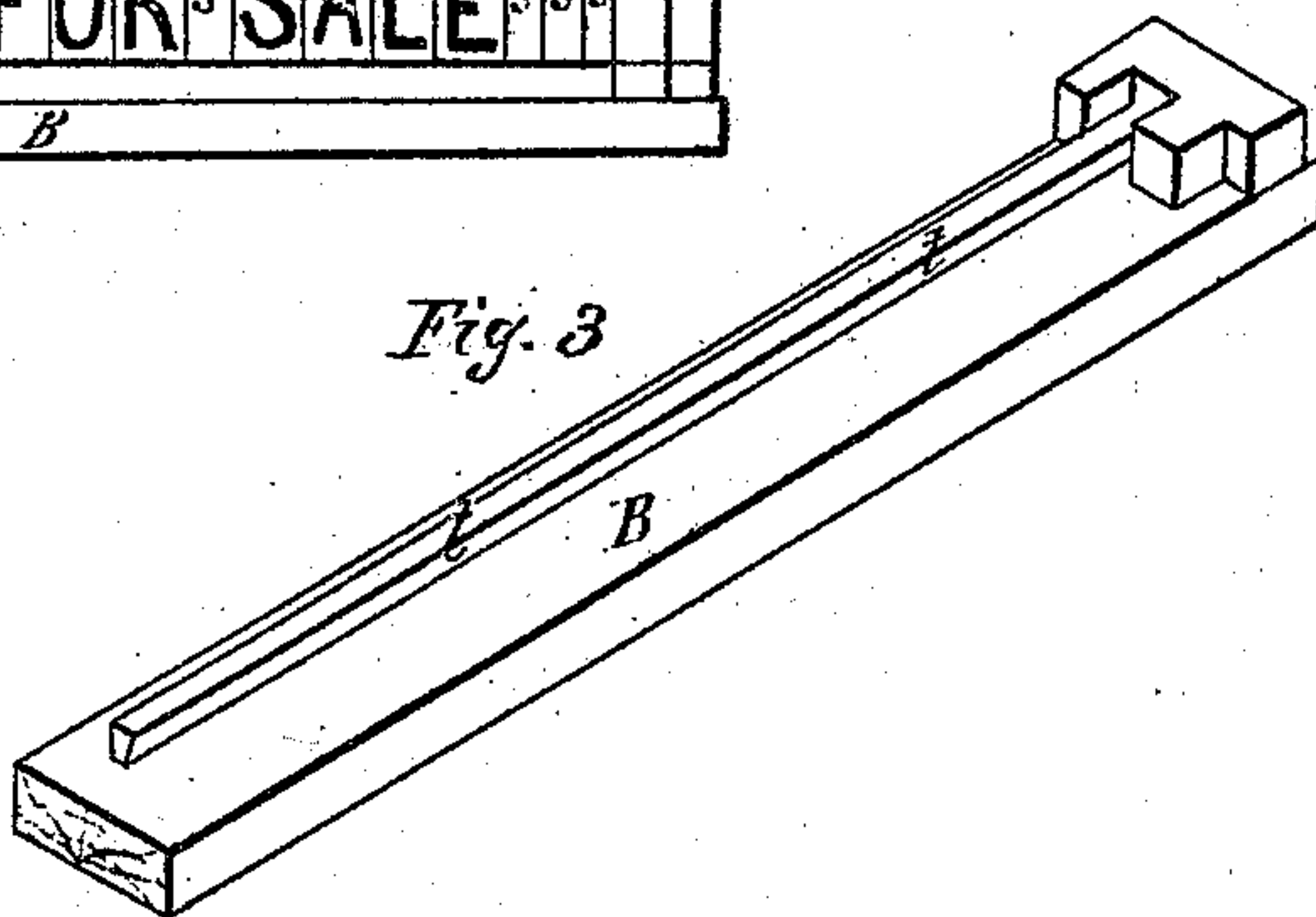


Fig. 4.

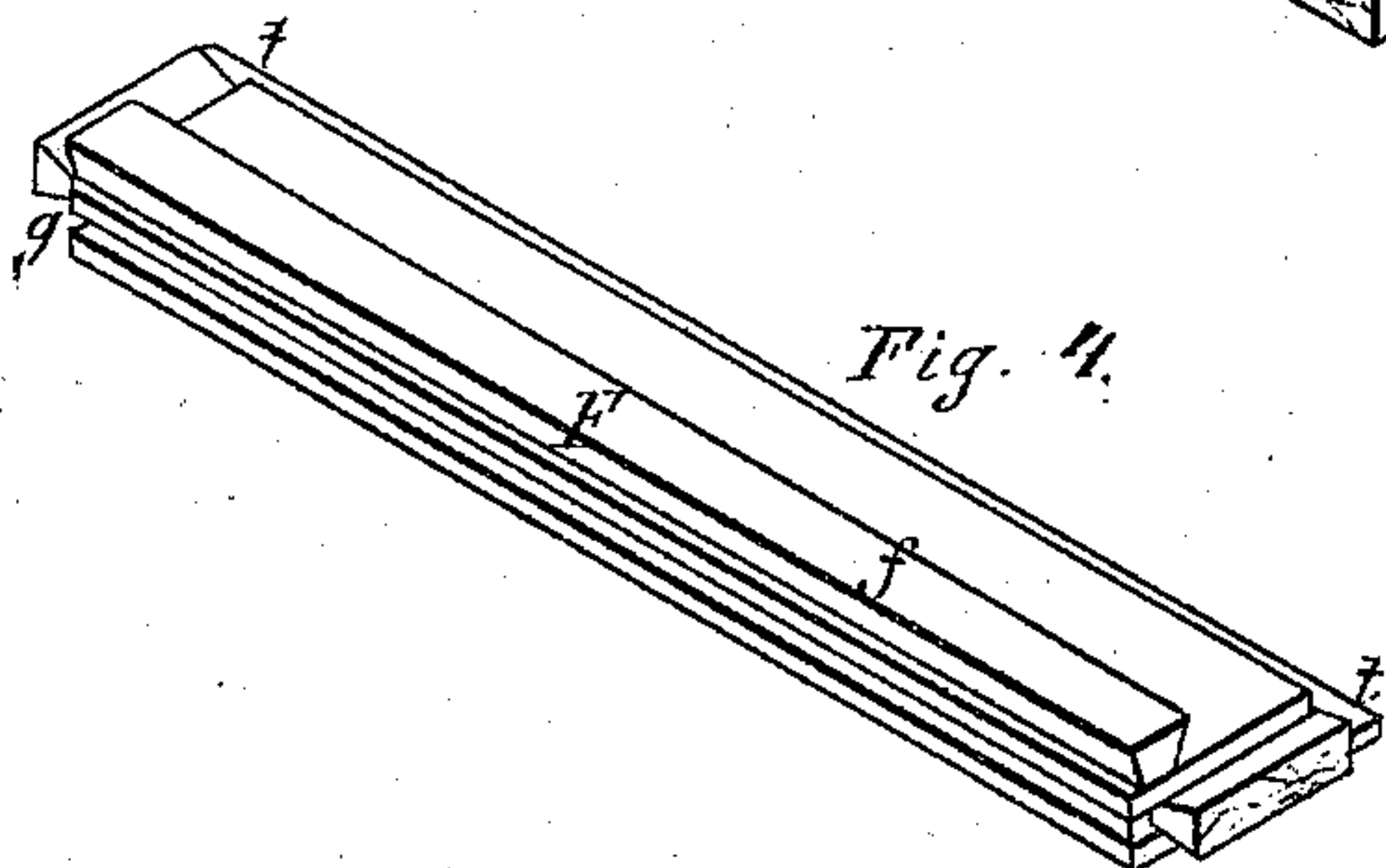


Fig. 6.

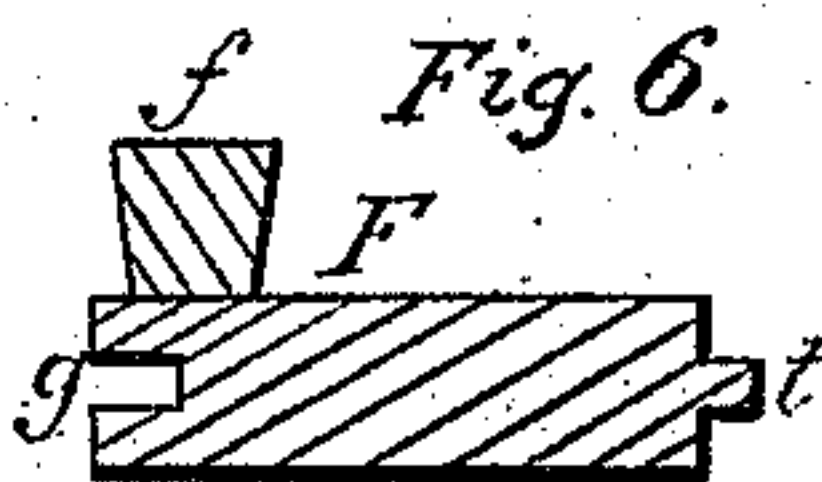


Fig. 5.



Witnesses.
Josiah Whitney
F. P. Mulloy.

Inventor.
Daniel G. Howell
By N. DuBois. Attorney.

United States Patent Office.

DANIEL G. HOWELL, OF DANBY, NEW YORK.

Letters Patent No. 99,675, dated February 8, 1870.

EXTENSIBLE ADVERTISING-FRAME.

The Schedule referred to in these Letters Patent and making part of the same

I, DANIEL G. HOWELL, of Danby, in the county of Tompkins, and State of New York, have invented certain Improvements in Advertising-Frames, of which the following is a specification.

Nature and Objects of the Invention.

My invention relates to that form or style of advertising-frames or boards, in which movable and adjustable letter-signs are inserted, and consists in providing a frame, which I have denominated a "Perpetual Extension-Advertiser," so constructed that it may be indefinitely extended and enlarged, and suitable to be placed in exposed situations, and containing devices by which the names of any article of merchandise offered for sale, or the names of the proprietors or firm, can be inserted and changed at pleasure, by means of adjustable letter-block or type, on which are represented letters of the alphabet, or numerical characters.

Description of Accompanying Drawings.

Figure 1 is a front view of the advertising-frame;
Figure 2, an isometrical perspective of one of the side pieces;
Figure 3, a similar view of the bottom piece;
Figure 4, a view of one of the letter-holders;
Figure 5, a view of one of the letter-blocks; and
Figure 6, an end view of the letter-holder.

a, b, c, c', and d, are the pieces composing the sides of the frame, the form of which is shown in an enlarged view, at fig. 2, the dovetailed groove being made to fit the dovetailed projection upon each end of the letter-holding bar *F*, shown at fig. 4.

This letter-holding bar has the tongue *t t* on the upper edge, and the groove *g* on the under edge, the projection *f* being upon the face side.

The form of the letter-blocks is shown at fig. 5, the form of the "spaces" *s s* being the same as the form of the letter-blocks.

The side pieces *a, b, c, c', and d,* are made of different lengths, one short piece, like *c c'*, on each end of a single line of letters, or a longer one, like *b,* covering each end of two of the letter-holding bars, or one on each side, the whole length of the frame. By having the side pieces short, one or two of the lines of letters may be changed without disturbing the remainder. The blocks may be of any suitable material.

The manner of operating the frame is as follows:

The tongue *t t*, on the lower edge of the letter-holding bar *F*, slides into the groove in the lower edge of the head piece *A A*. Then, another letter-bar may be slipped in, in the same manner, the side pieces being slipped on as fast as may be required to retain the letter-bars in place, and, lastly, the bottom piece *B*, having the tongue *t t*, is slipped on, and the frame is complete.

Claims.

I claim, as my invention—

1. An advertising-frame, so constructed that the side-pieces and letter-holding bars may be indefinitely extended or multiplied, substantially as described and shown.
2. The combination and arrangement of the side pieces *a, b, c, c', and d,* letter-holding bars *F F*, letter-blocks and bottom piece *B*, substantially as and for the purposes set forth.

DANIEL G. HOWELL.

Witnesses:

HOWARD SOULE,
GEORGE CHANDLER.